



US00D966101S

(12) **United States Design Patent**  
**Bleazard et al.**

(10) **Patent No.:** **US D966,101 S**  
(45) **Date of Patent:** **\*\* Oct. 11, 2022**

(54) **CLAMSHELL PACKAGING FOR A TEMPERATURE CONTROLLED SHIPPER**

D854,923 S \* 7/2019 Denham ..... D9/414  
10,618,690 B2 \* 4/2020 Jobe ..... B65D 81/261  
D887,833 S \* 6/2020 Juillet ..... D9/432  
2009/0050511 A1 \* 2/2009 Xie ..... B65D 81/127  
206/523

(71) Applicant: **Packaging Technology Group, LLC**,  
Fall River, MA (US)

\* cited by examiner

(72) Inventors: **William C. Bleazard**, Mattapoisett, MA  
(US); **Muhammad Kashif Azeem**,  
Waltham, MA (US)

*Primary Examiner* — Lauren R Calve

(74) *Attorney, Agent, or Firm* — Goodwin Procter LLP

(73) Assignee: **Packaging Technology Group, LLC**,  
Fall River, MA (US)

(\*\*) Term: **15 Years**

(57) **CLAIM**

(21) Appl. No.: **29/771,193**

The ornamental design for a clamshell packaging for a temperature controlled shipper, as shown and described.

(22) Filed: **Feb. 20, 2021**

(51) **LOC (13) Cl.** ..... **09-03**

(52) **U.S. Cl.**

USPC ..... **D9/432; D9/414**

(58) **Field of Classification Search**

USPC ..... D9/414, 415, 423, 424, 425, 430, 432,  
D9/456, 737; D7/400, 553.1, 553.2,  
D7/554.3, 545, 555, 601, 602, 629, 630  
CPC .. B65D 81/113; B65D 5/4803; B65D 65/466;  
B65D 81/261  
See application file for complete search history.

**DESCRIPTION**

FIG. 1 is a perspective view of a clamshell packaging for a temperature controller shipper in accordance with the present design;

FIG. 2 is a front view thereof;

FIG. 3 is a back view thereof;

FIG. 4 is a right side view thereof;

FIG. 5 is a left side view thereof;

FIG. 6 is a top view thereof; and,

FIG. 7 is a bottom view thereof.

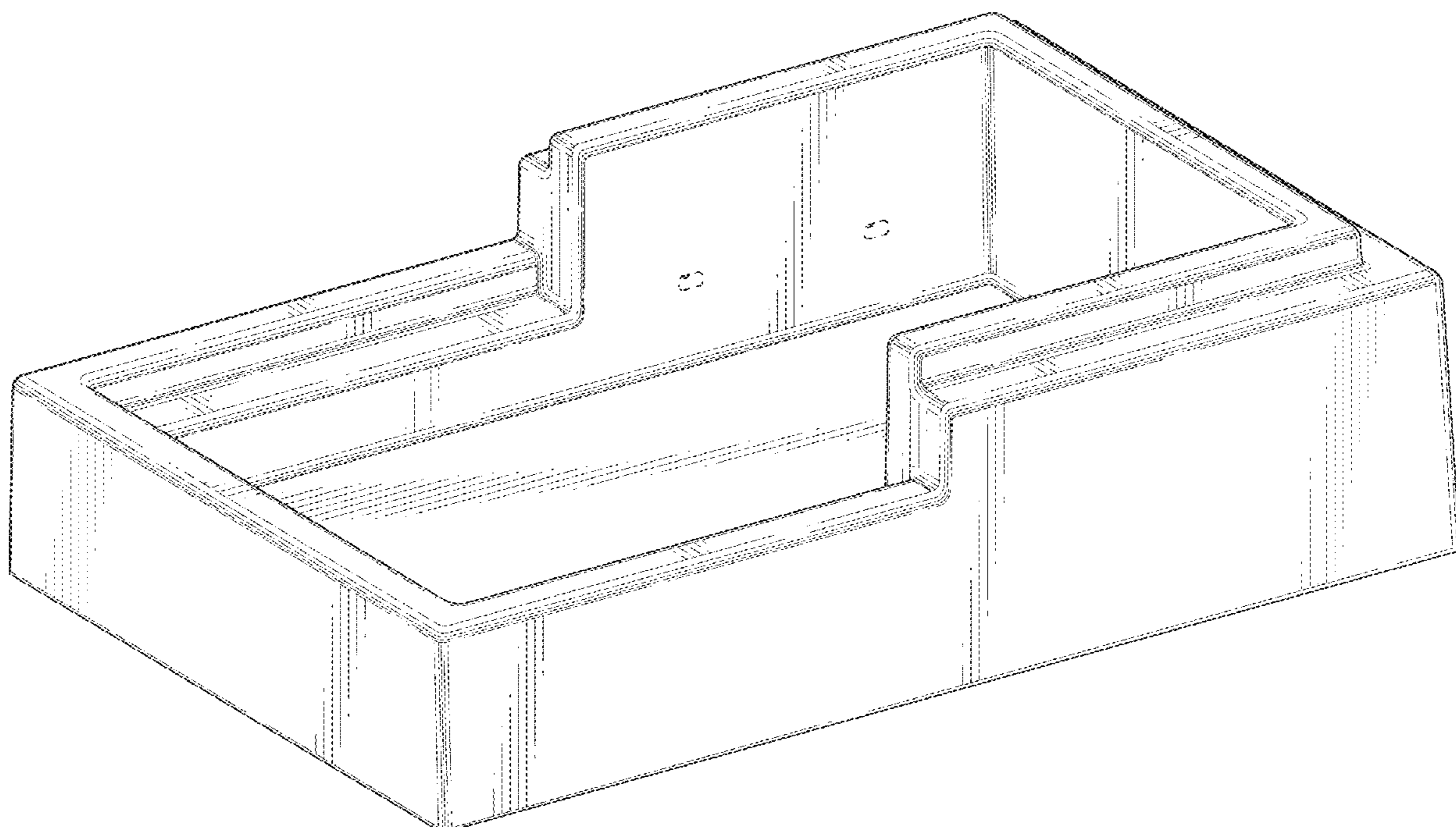
The broken lines in the drawing figures illustrate portions of the clamshell packaging for a temperature controlled shipper which form no part of the claimed design.

(56) **References Cited**

**U.S. PATENT DOCUMENTS**

D218,402 S \* 8/1970 Segel ..... D9/414  
D361,933 S \* 9/1995 Meyer ..... D9/425

**1 Claim, 5 Drawing Sheets**



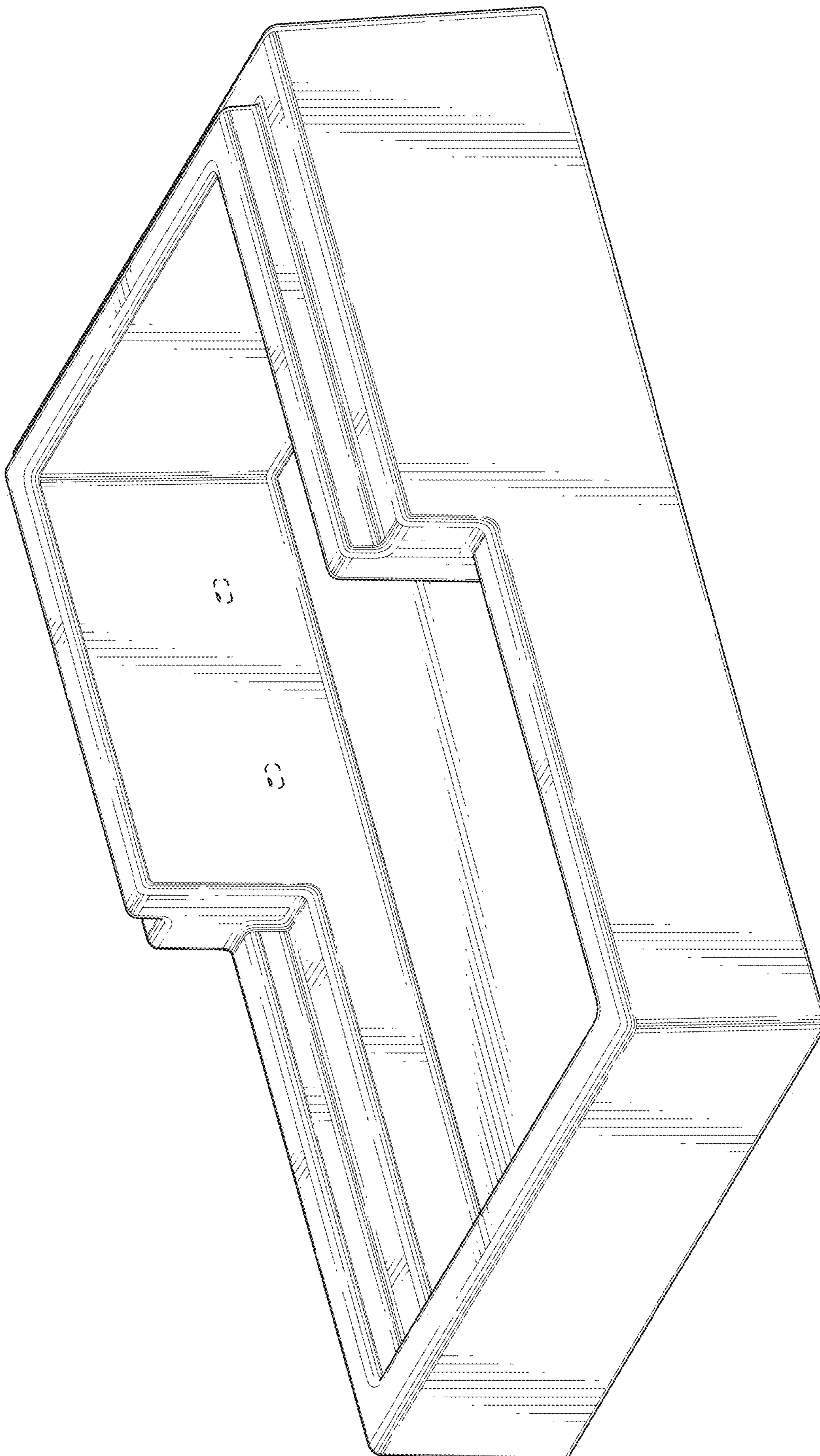


FIG. 1

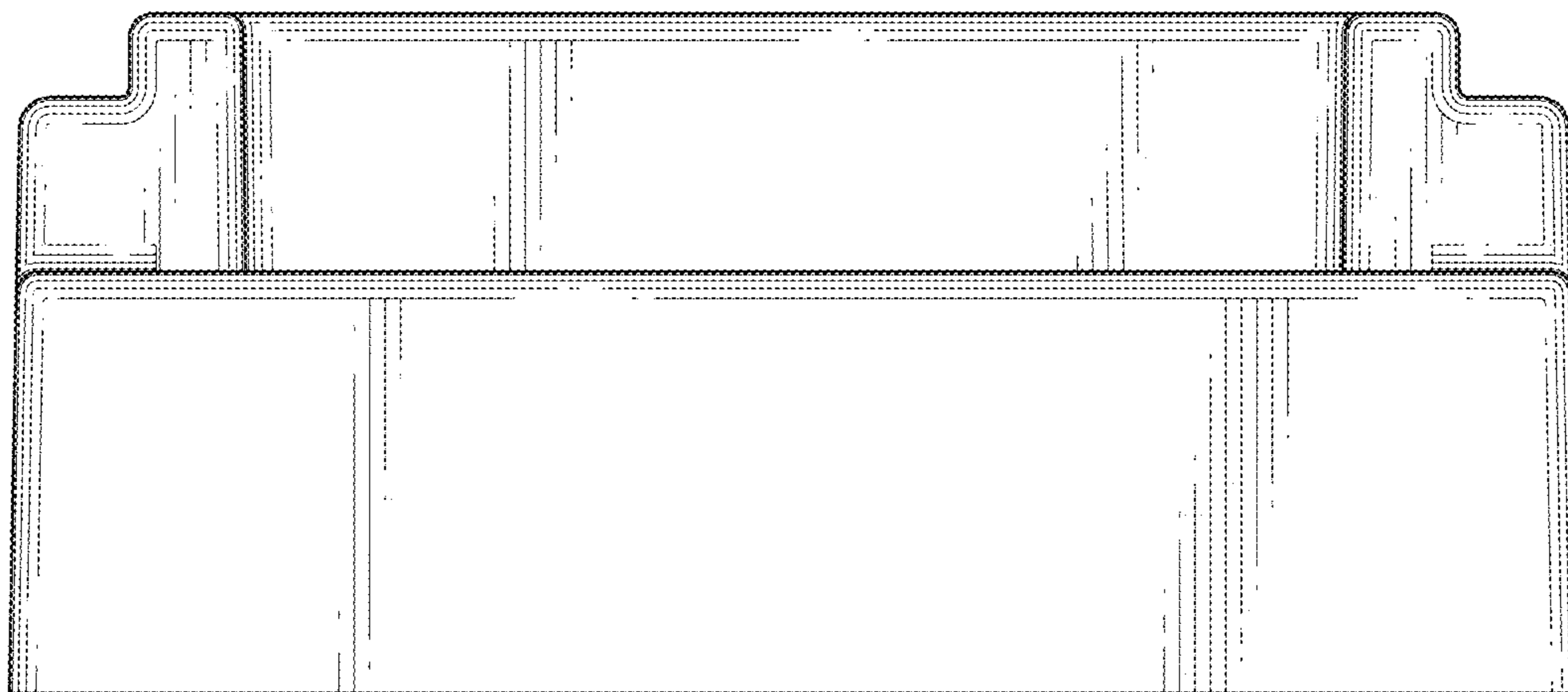


FIG. 2




FIG. 3

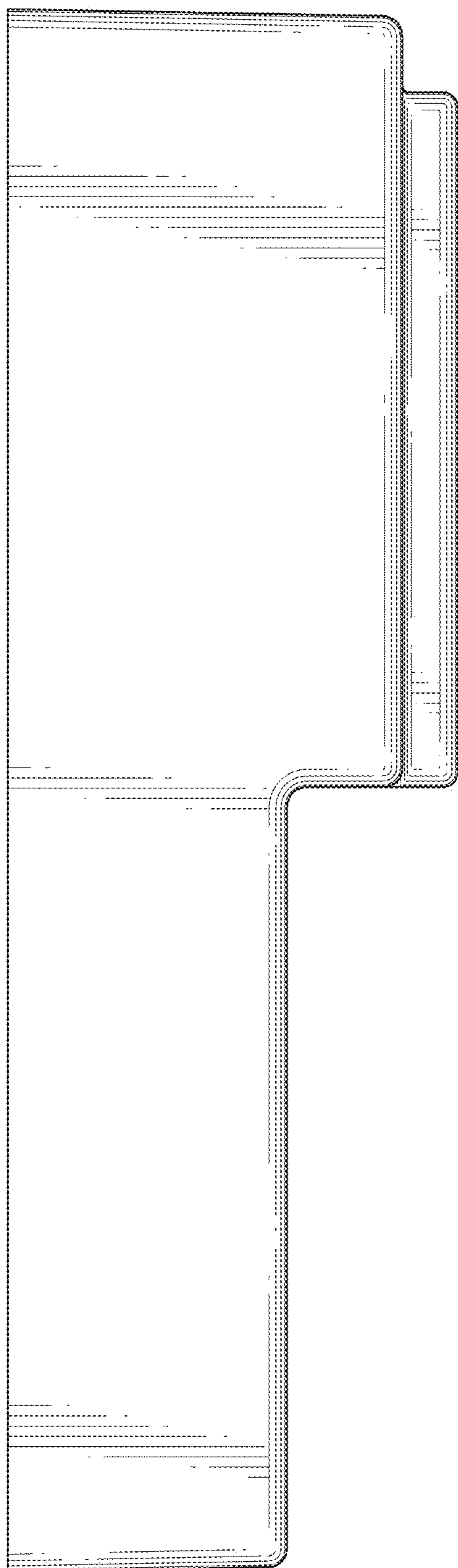


FIG. 4

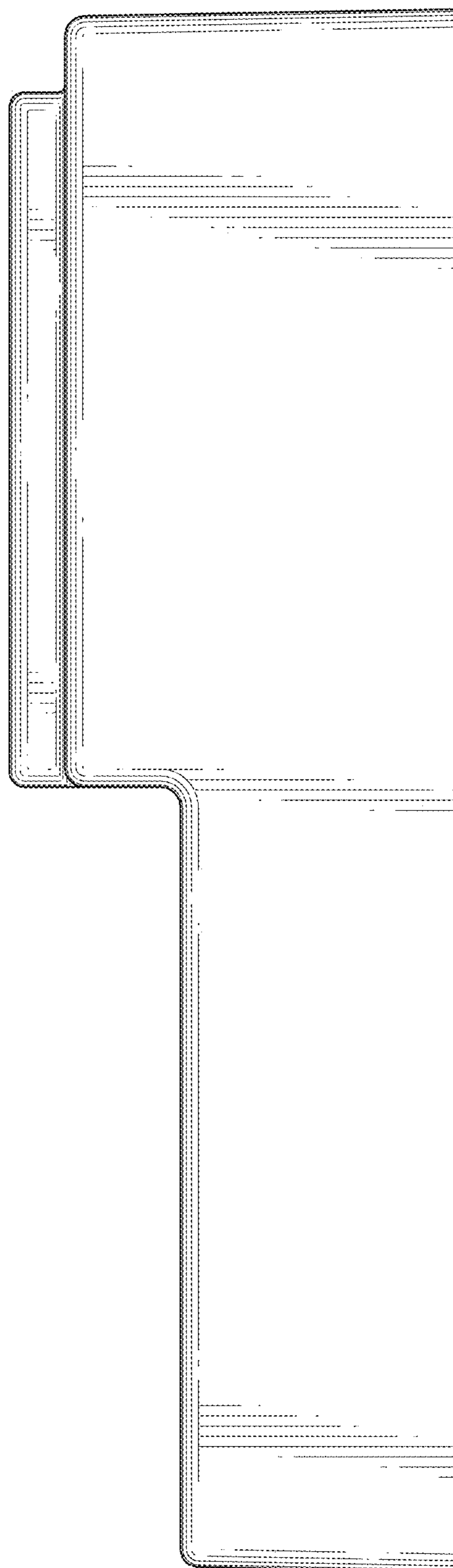


FIG. 5

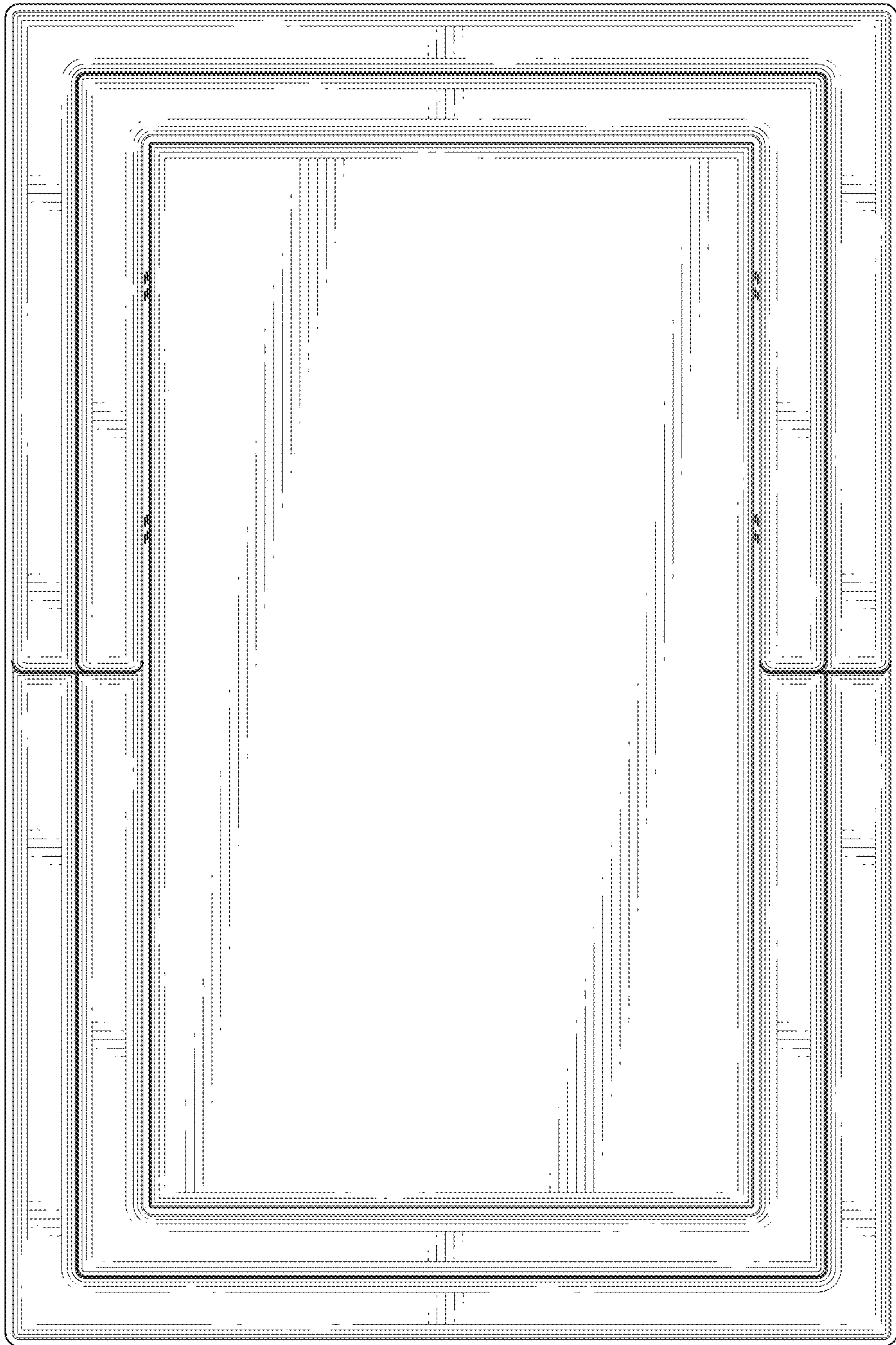


FIG. 6




FIG. 7