

US00D966080S

(12) **United States Design Patent** (10) **Patent No.:** **US D966,080 S**
Ng (45) **Date of Patent:** **** Oct. 11, 2022**

(54) **CLIP FOR SECURING ELASTIC BANDS AND ATTACHING CHARMS**

(71) Applicant: **Choon's Design LLC**, Farmington Hills, MI (US)

(72) Inventor: **Cheong Choon Ng**, Novi, MI (US)

(73) Assignee: **Choon's Design LLC**, Farmington Hills, MI (US)

(**) Term: **15 Years**

(21) Appl. No.: **29/736,531**

(22) Filed: **Jun. 1, 2020**

(51) **LOC (13) Cl.** **09-06**

(52) **U.S. Cl.**
USPC **D8/356**

(58) **Field of Classification Search**
USPC D8/323, 349, 356, 394; D12/412;
D13/155; 16/250, 338, 227; 242/388.6
CPC E05D 11/082; E05D 5/12; E05D 1/02;
B64G 1/222; B60N 2/01508
See application file for complete search history.

(56) **References Cited**

U.S. PATENT DOCUMENTS

D255,066 S *	5/1980	Hadgis	D3/210
D272,231 S *	1/1984	Black, Jr.	D8/367
5,331,725 A *	7/1994	Chou	F16B 2/22 24/339
D482,269 S *	11/2003	Martello	D8/356
D522,849 S *	6/2006	Dick	D8/356
D696,576 S *	12/2013	Ng	D8/394
D698,636 S *	2/2014	Weinberg	D8/394
D708,045 S *	7/2014	Ressler	D8/356
D712,728 S *	9/2014	Ng	D8/394
D731,296 S *	6/2015	Nelson	D8/356
D753,985 S *	4/2016	Nelson	D8/356

D827,417 S *	9/2018	Nelson	D8/356
D885,871 S *	6/2020	Adelman	D8/356
D887,817 S *	6/2020	Belt	D8/349
D906,790 S *	1/2021	Ng	D8/356
D943,395 S *	2/2022	Thibadeau	D8/367
2007/0114340 A1 *	5/2007	Adams	F16L 3/127 248/72
2012/0150203 A1 *	6/2012	Brady	A61F 2/0811 606/148

* cited by examiner

Primary Examiner — Mark A Goodwin

(74) *Attorney, Agent, or Firm* — Carlson, Gaskey & Olds, P.C.

(57) **CLAIM**

The ornamental design for a clip for securing elastic bands and attaching charms, as shown and described.

DESCRIPTION

FIG. 1 is a perspective view of a clip for securing elastic bands and attaching charms showing my new design in an in-use condition.

FIG. 2 is a front view of a clip for securing elastic bands and attaching charms showing my new design in an in-use condition.

FIG. 3 is a perspective view thereof.

FIG. 4 is a back view thereof.

FIG. 5 is a front view thereof.

FIG. 6 is a bottom view thereof.

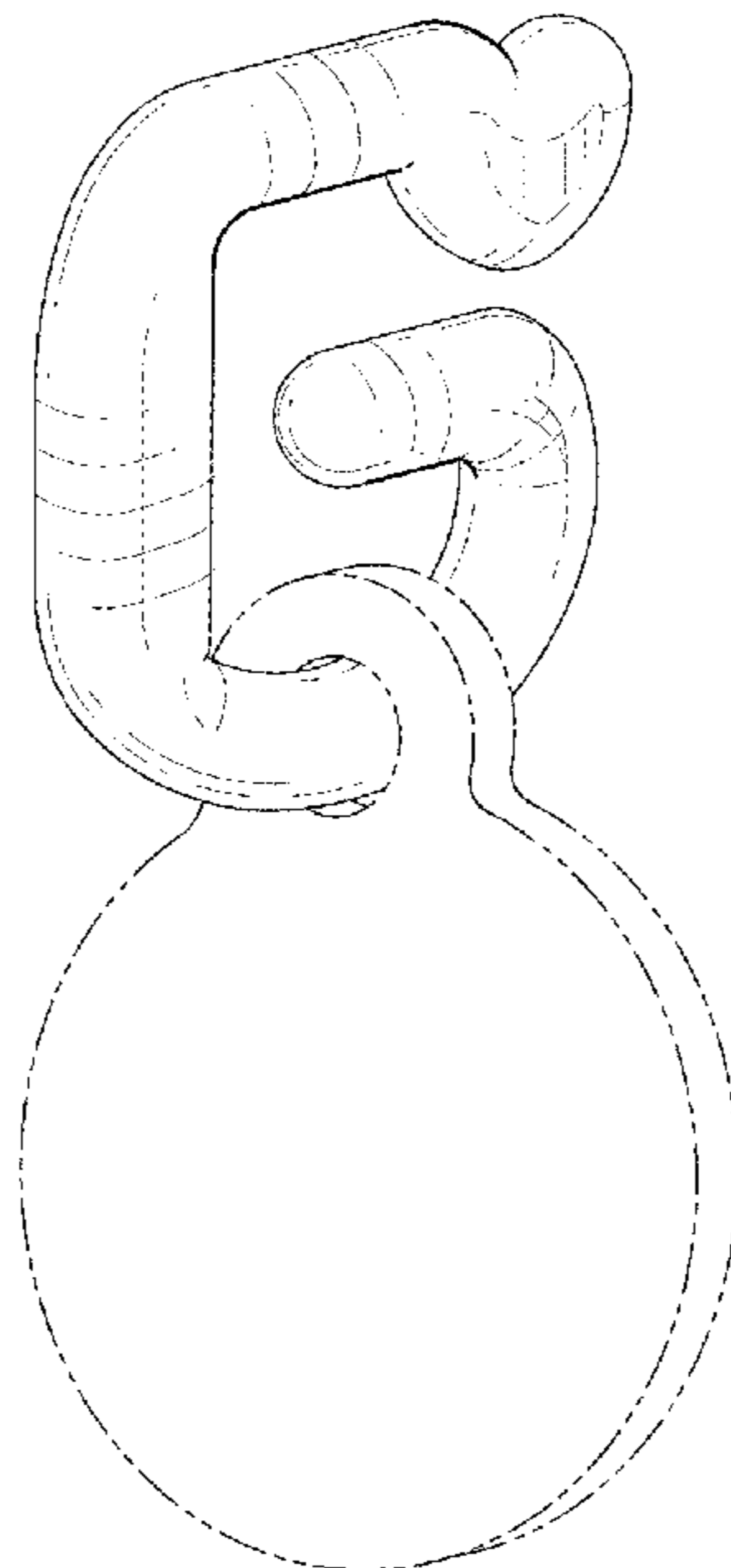
FIG. 7 is a top view thereof.

FIG. 8 is a first side view thereof; and,

FIG. 9 is a second side view thereof.

The broken and dashed lines in the drawings show environmental features of unclaimed subject matter of a charm in FIG. 1 and elastic bands in FIG. 2 that forms no part of the claimed design.

1 Claim, 2 Drawing Sheets



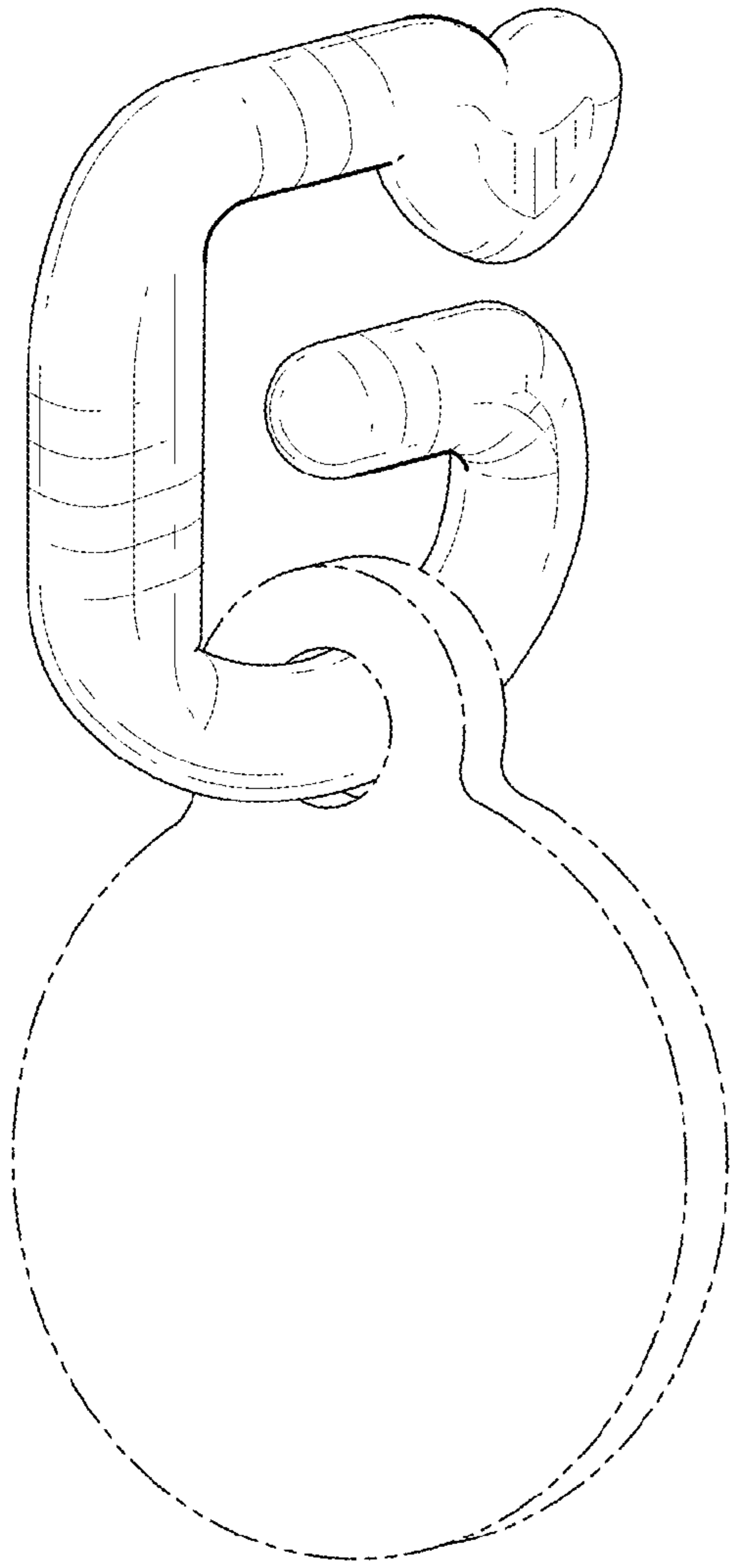


Fig-1

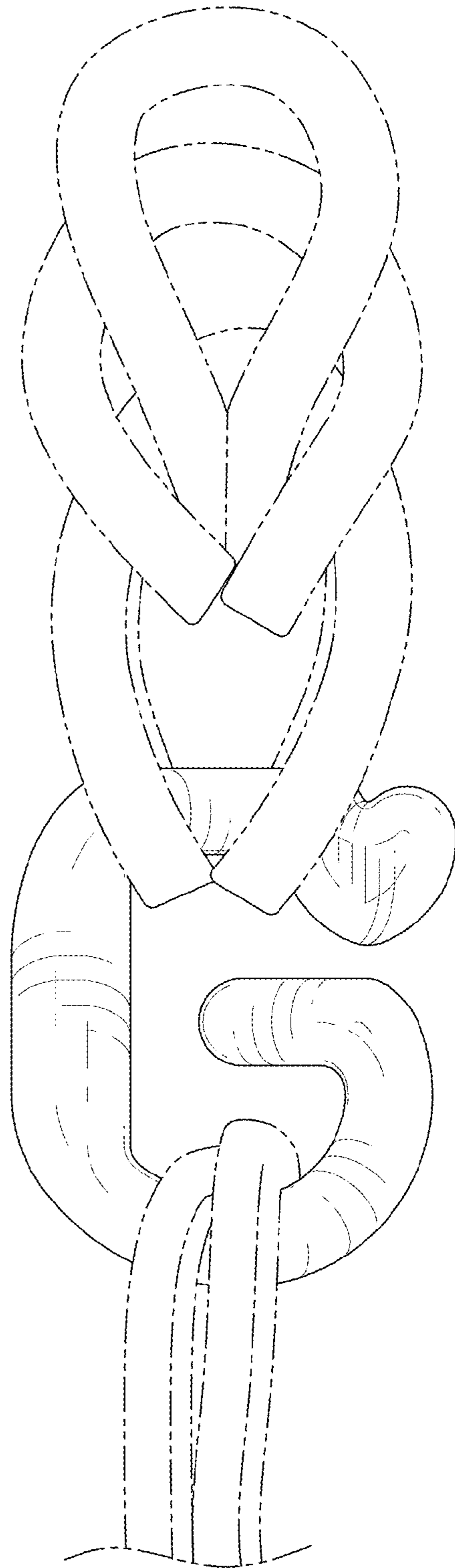


Fig-2

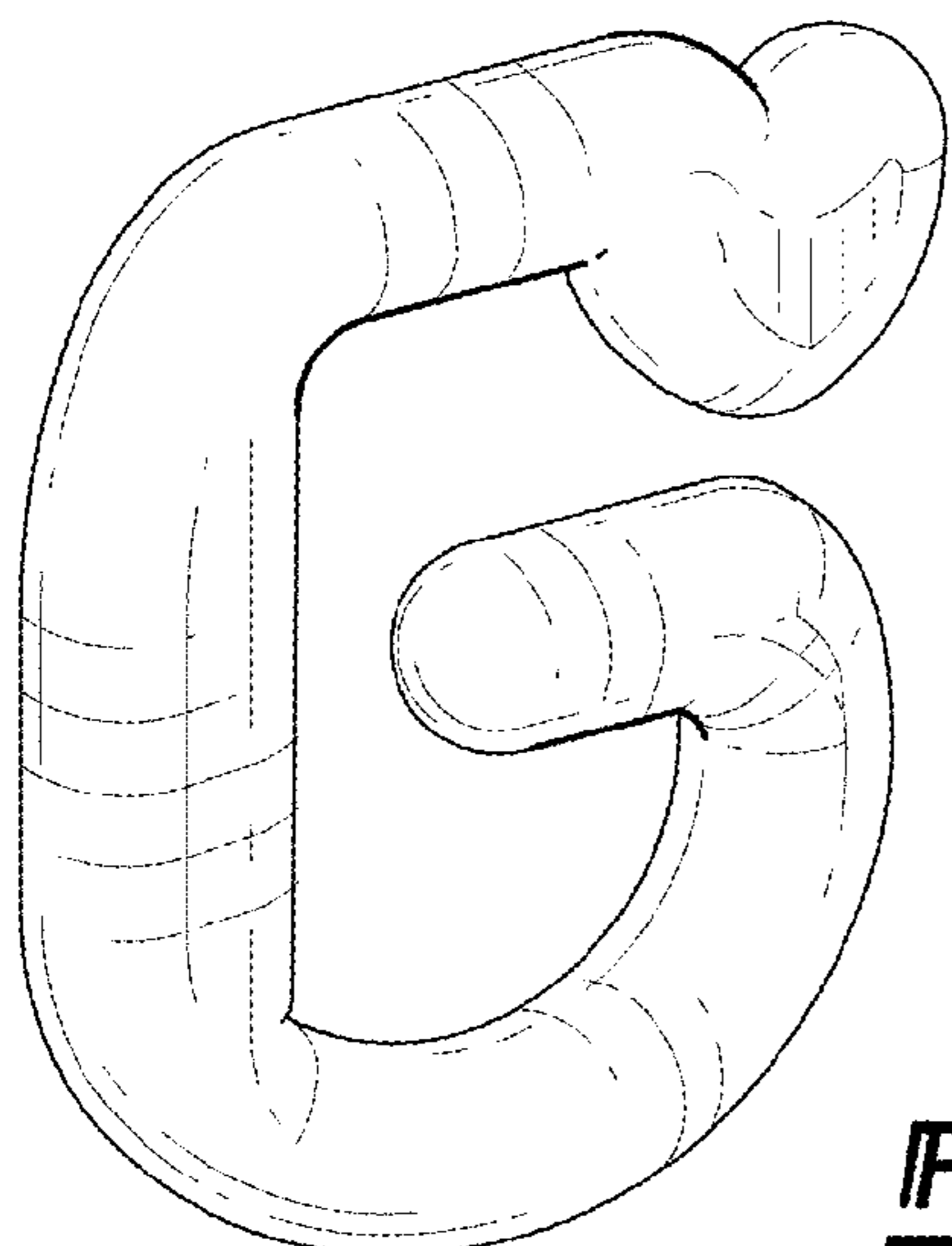


Fig-3

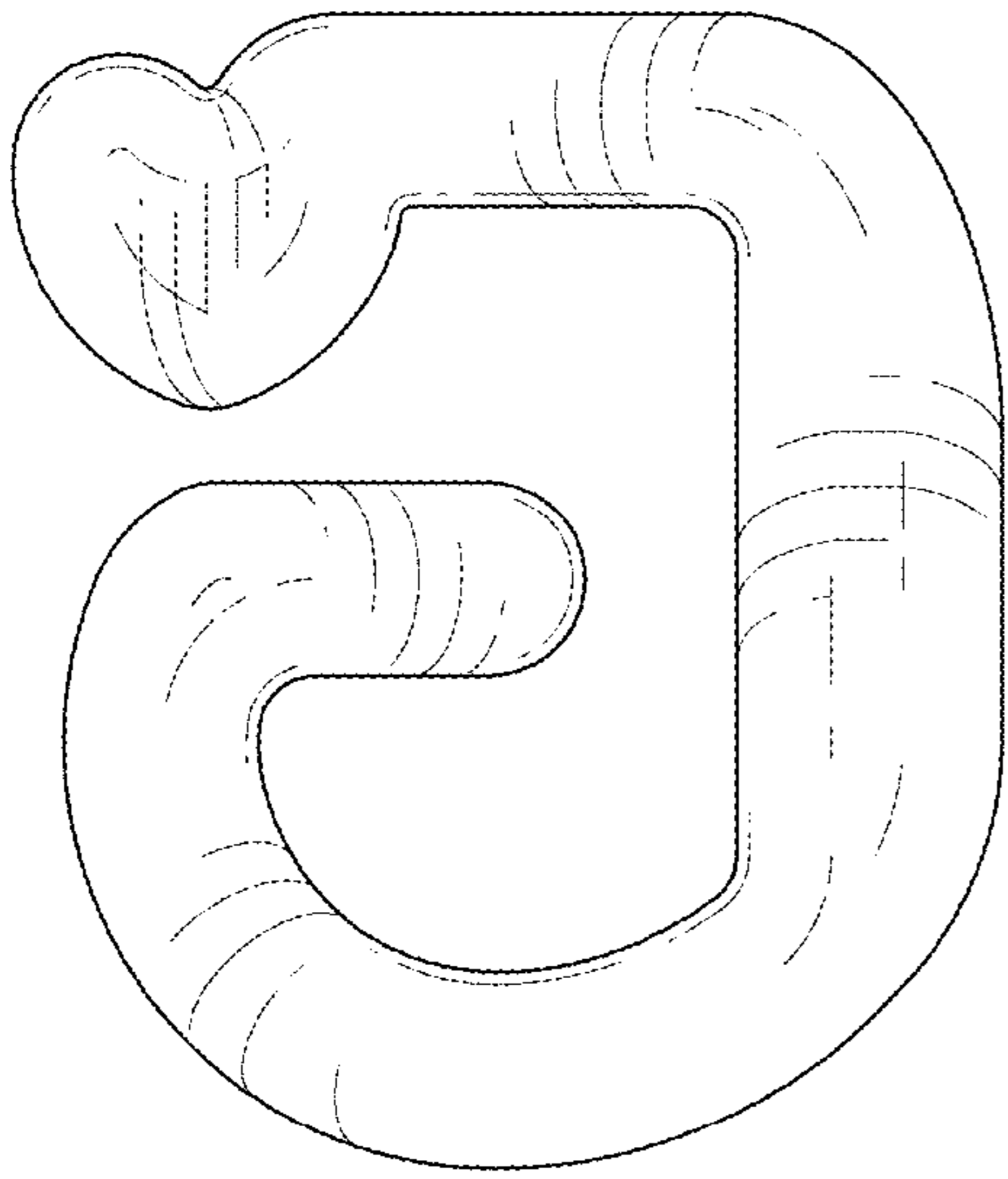


Fig-4

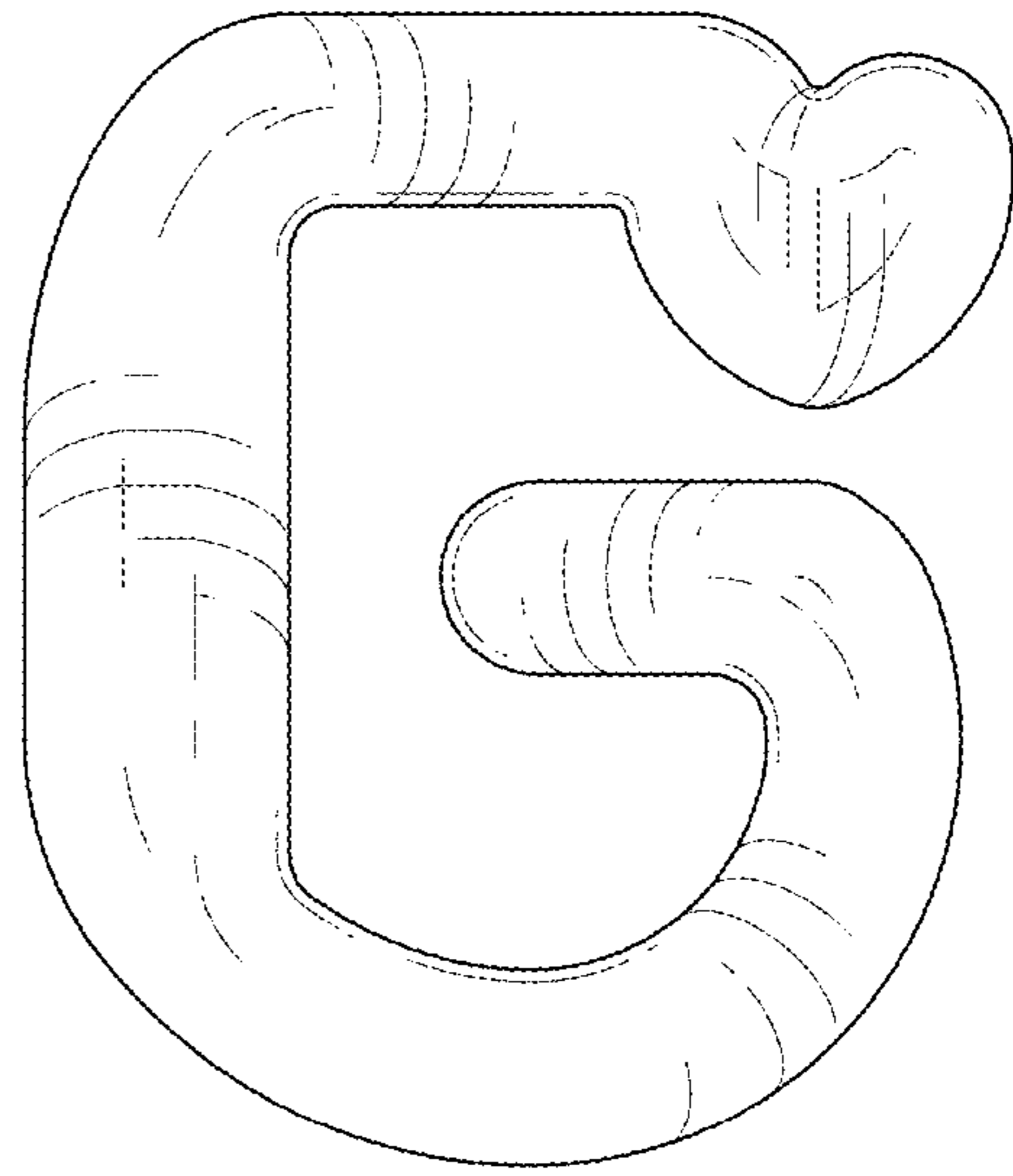


Fig-5




Fig-6




Fig-7

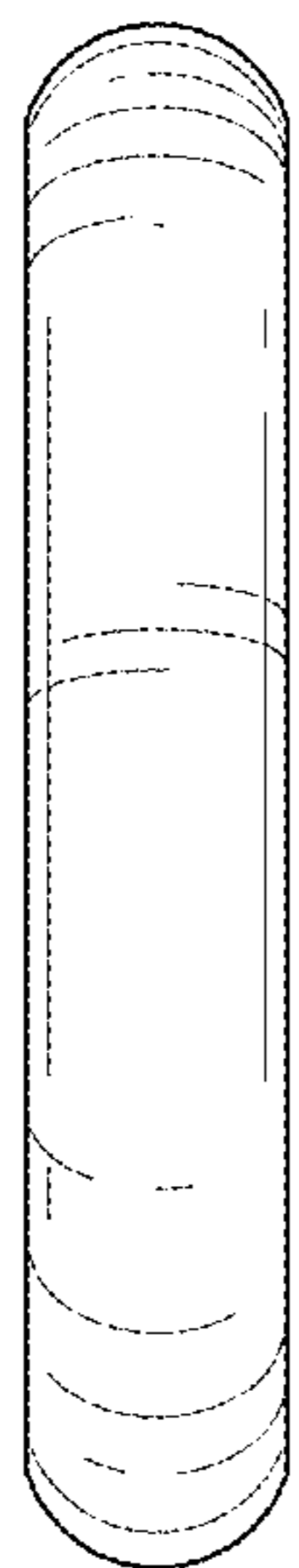


Fig-8



Fig-9