



US00D966079S

(12) **United States Design Patent**  
**Murray**

(10) **Patent No.:** **US D966,079 S**  
(45) **Date of Patent:** **\*\* Oct. 11, 2022**

- (54) **CORD ORGANIZER**
- (71) Applicant: **Lesley Murray**, Hopewell Jct, NY (US)
- (72) Inventor: **Lesley Murray**, Hopewell Jct, NY (US)
- (\*\*) Term: **15 Years**
- (21) Appl. No.: **29/724,601**
- (22) Filed: **Feb. 18, 2020**
- (51) **LOC (13) Cl.** ..... **09-06**
- (52) **U.S. Cl.**  
USPC ..... **D8/356**
- (58) **Field of Classification Search**  
USPC ..... D8/356, 354, 349; 24/599.9; D13/155  
CPC ..... B65H 57/16; B63B 21/045; F16B 45/02;  
H02J 7/0026  
See application file for complete search history.

- D577,990 S \* 10/2008 Andre ..... D8/395
- 7,484,539 B1 \* 2/2009 Huang ..... D03D 3/02  
139/384 R
- D591,678 S \* 5/2009 Whitley ..... D13/133
- 7,654,484 B2 \* 2/2010 Mogensen ..... B65H 75/143  
242/402
- D629,803 S \* 12/2010 St. Ives ..... D14/396
- D631,730 S \* 2/2011 Skillman ..... H02G 11/02  
D8/356
- D648,685 S \* 11/2011 Symons ..... D13/155
- D667,390 S \* 9/2012 Matera ..... D14/223
- D679,581 S \* 4/2013 Liu ..... D8/395
- D685,771 S \* 7/2013 Bertenthal ..... D14/223
- 8,602,370 B2 \* 12/2013 McKenzie ..... A47G 25/0614  
248/339
- D708,052 S \* 7/2014 Symons ..... D8/394
- D721,335 S \* 1/2015 Smeja ..... D13/155

(Continued)

*Primary Examiner* — Cynthia R Underwood  
(74) *Attorney, Agent, or Firm* — Sanchelima &  
Associates, P.A.; Christian Sanchelima; Jesus Sanchelima

(56) **References Cited**

U.S. PATENT DOCUMENTS

- 3,953,640 A \* 4/1976 Takada ..... D03D 3/02  
428/188
- 4,048,399 A \* 9/1977 Terzaghi ..... H01M 4/765  
429/141
- 4,150,798 A \* 4/1979 Aragon ..... B65H 75/406  
242/405
- D270,262 S \* 8/1983 Rembe ..... D21/692
- D316,713 S \* 5/1991 Sun Kag ..... D14/484
- D354,736 S \* 1/1995 Hallett ..... D13/156
- D372,420 S \* 8/1996 Mendez ..... D8/356
- 6,392,882 B1 \* 5/2002 Chen ..... G06F 1/1632  
361/741
- 6,405,414 B1 \* 6/2002 Byrnes ..... A61M 25/00  
24/339
- 6,449,810 B1 \* 9/2002 Kuwayama ..... F16G 11/14  
24/66.9
- D494,450 S \* 8/2004 Schultz ..... D8/356
- D534,065 S \* 12/2006 Andre ..... D8/395
- 7,168,967 B1 \* 1/2007 Yen ..... H01R 13/72  
439/164

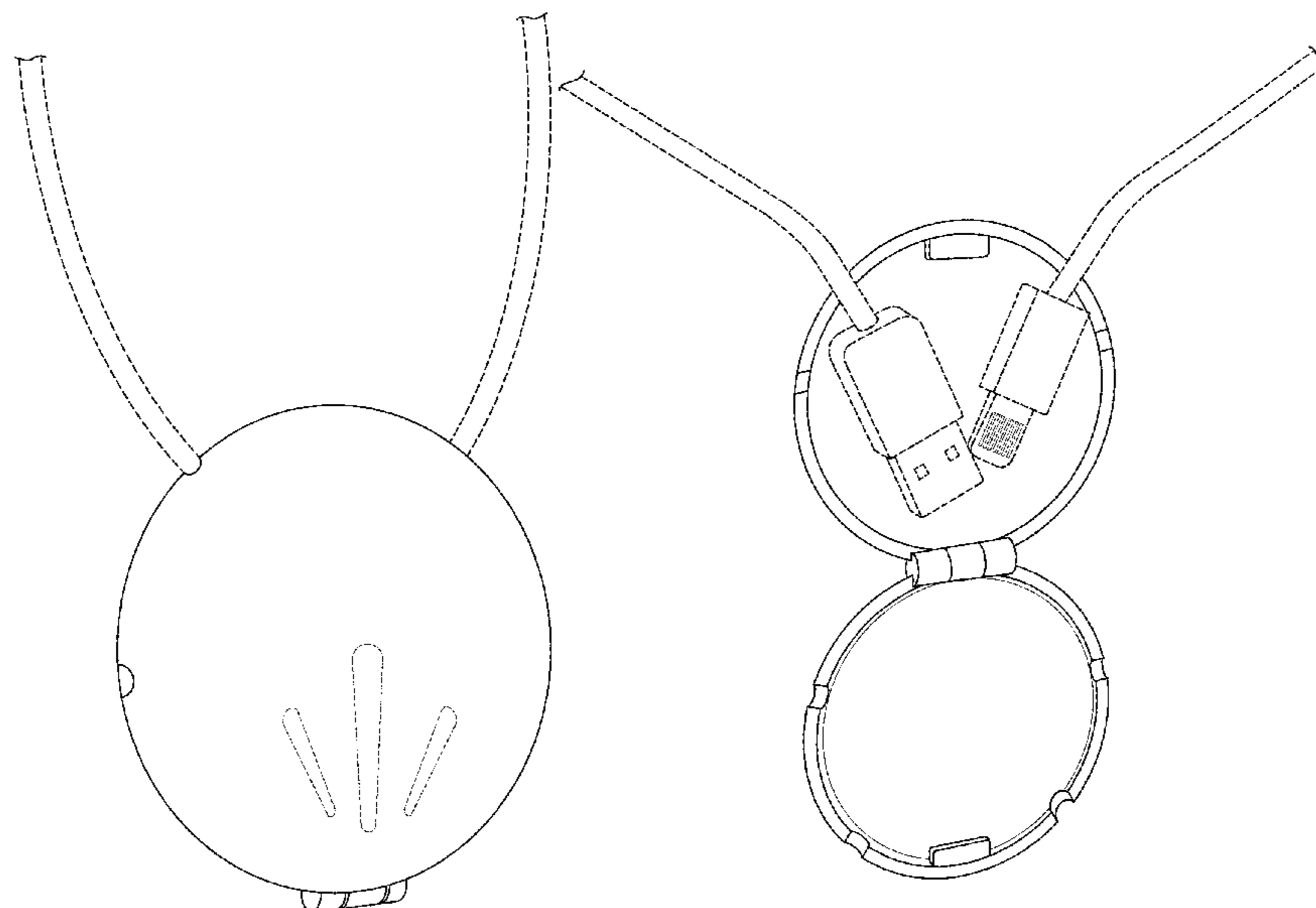
(57) **CLAIM**

The ornamental design for cord organizer, as shown and described.

**DESCRIPTION**

FIG. 1 is an isometric view of a cord organizer showing my new design, in a closed configuration;  
FIG. 2, is an isometric view in an open configuration;  
FIG. 3 is a front elevational view thereof;  
FIG. 4 is a rear elevational view thereof;  
FIG. 5 is a left side elevational view thereof;  
FIG. 6 is a right elevational view thereof;  
FIG. 7 is a top plan view thereof; and,  
FIG. 8 is a bottom plan view thereof.  
The broken lines represent the charging cord, magnets and decorative ornaments and form no part of the claim.

**1 Claim, 5 Drawing Sheets**



(56)

References Cited

U.S. PATENT DOCUMENTS

8,925,158 B2 \* 1/2015 Fried ..... B65D 33/1633  
 24/30.5 R  
 D728,351 S \* 5/2015 Martinson ..... D8/373  
 D760,172 S \* 6/2016 Kaloustian ..... D13/156  
 D778,712 S \* 2/2017 Kennedy ..... D8/358  
 D784,259 S \* 4/2017 Huang ..... D13/108  
 D808,778 S \* 1/2018 Smeja ..... H02J 7/0026  
 D8/356  
 D831,467 S \* 10/2018 Crichton ..... D8/356  
 D842,078 S \* 3/2019 Martino ..... D8/356  
 D850,242 S \* 6/2019 Gubbins ..... D8/358  
 10,336,570 B2 \* 7/2019 Beggs ..... H04R 1/1033  
 D871,894 S \* 1/2020 Brett ..... D8/356  
 11,316,312 B2 \* 4/2022 Justin ..... H01R 31/065  
 11,316,354 B1 \* 4/2022 Vose ..... H02J 7/025  
 2003/0037416 A1 \* 2/2003 Buettell ..... G09F 21/02  
 24/122.6  
 2005/0230143 A1 \* 10/2005 Simmons ..... H02G 11/02  
 174/66  
 2009/0194630 A1 \* 8/2009 Thiyagarajan ..... H04R 1/1033  
 242/405.1  
 2012/0057740 A1 \* 3/2012 Rosal ..... H04R 25/65  
 381/380  
 2013/0017011 A1 \* 1/2013 Miron ..... F16C 11/06  
 29/428  
 2014/0360771 A1 \* 12/2014 Itani ..... H05K 9/0086  
 174/354  
 2015/0027778 A1 \* 1/2015 Murao ..... H02G 3/0418  
 174/72 A

\* cited by examiner

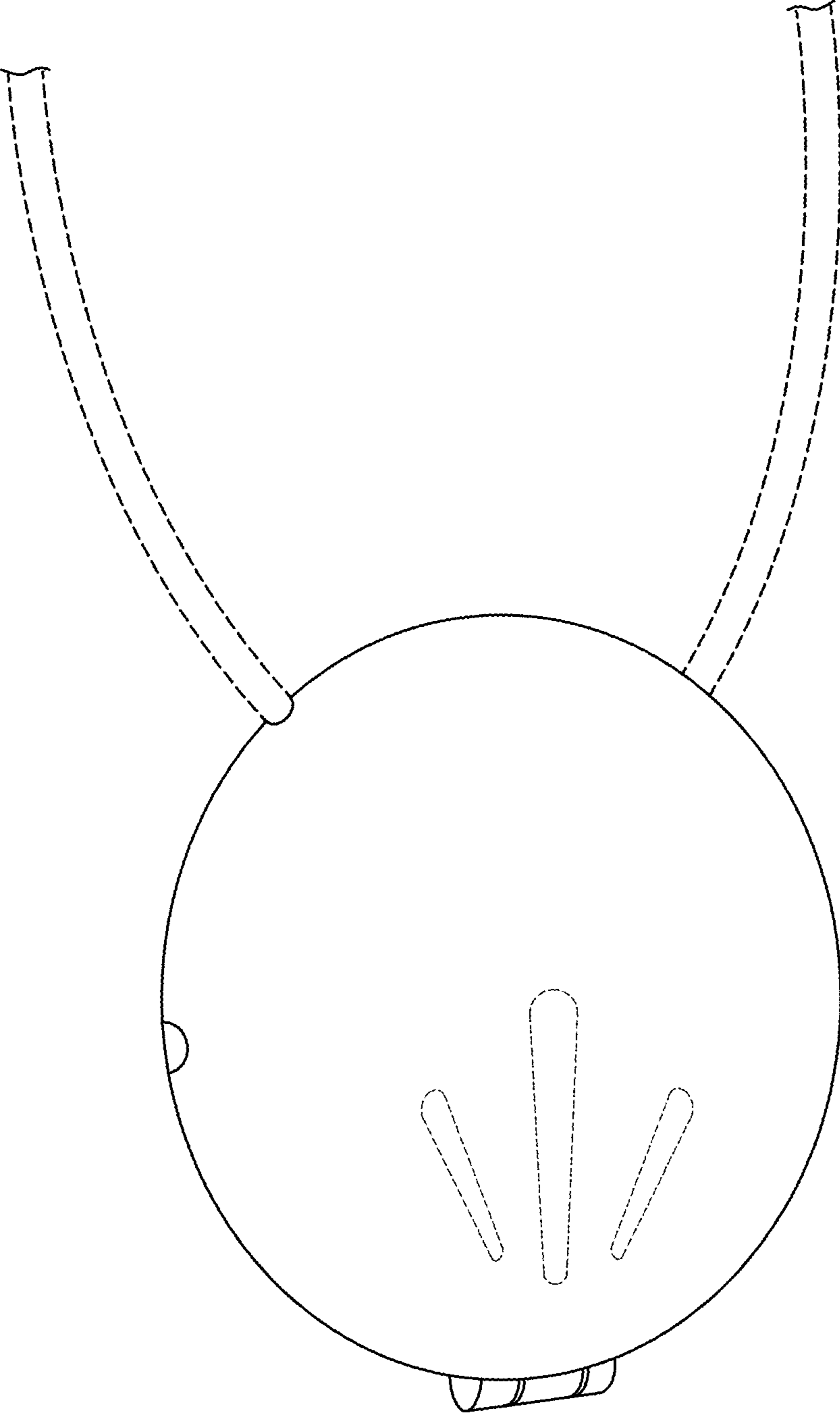


FIG. 1

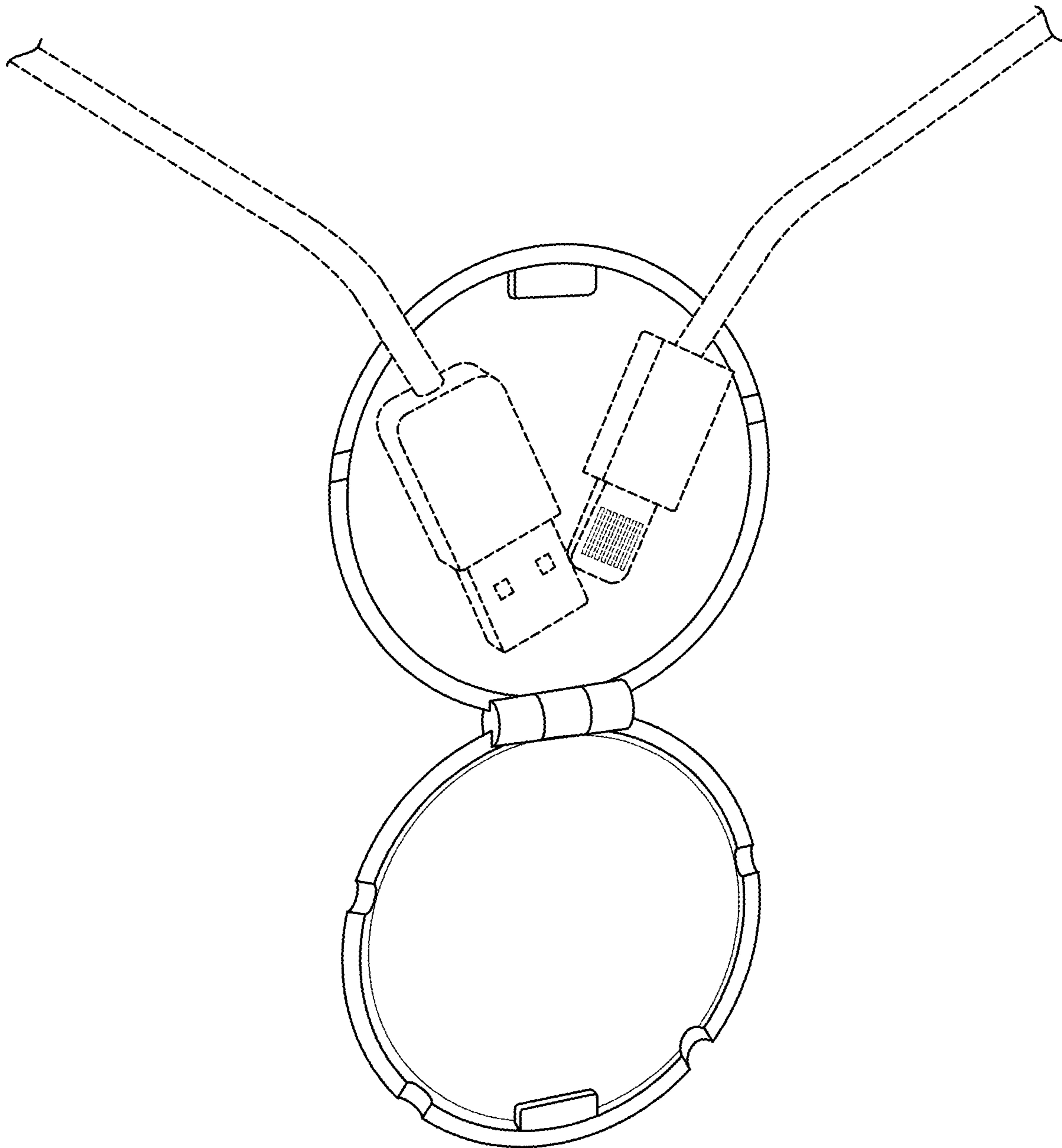


FIG. 2

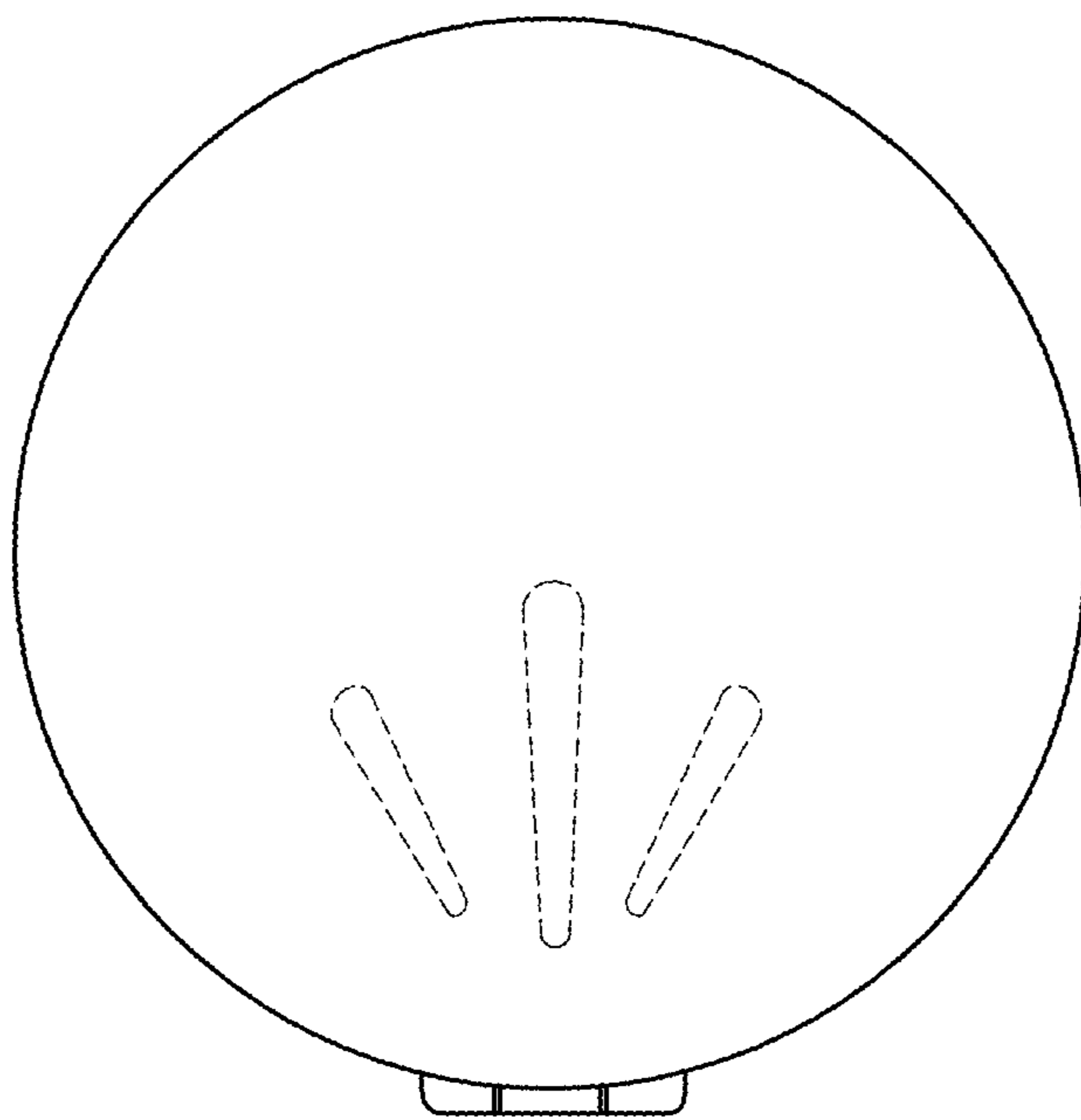


FIG. 3

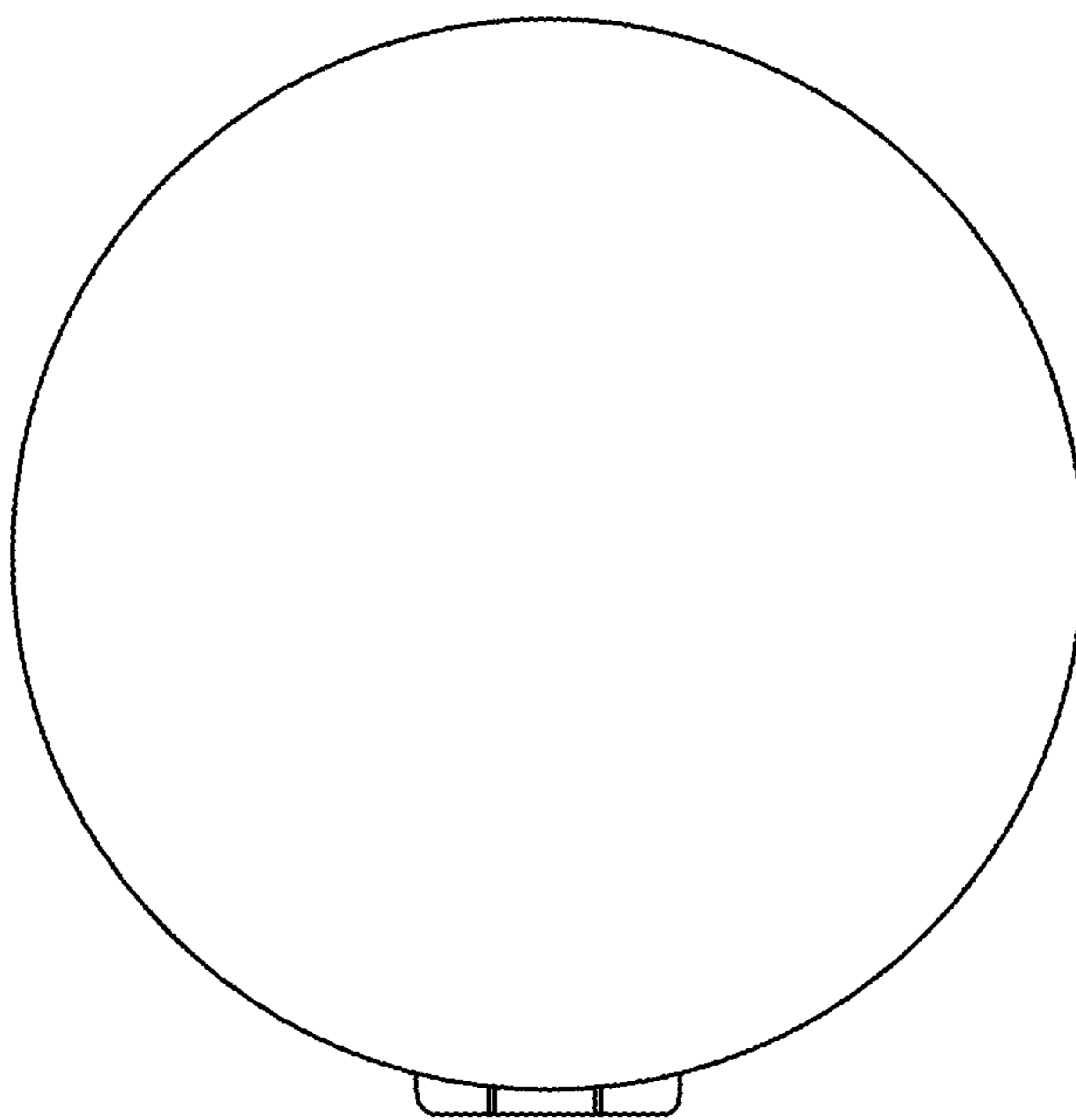


FIG. 4

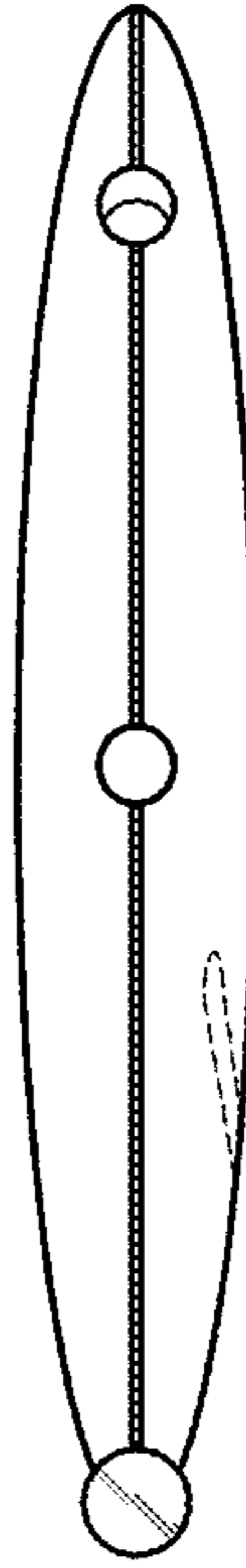


FIG. 5

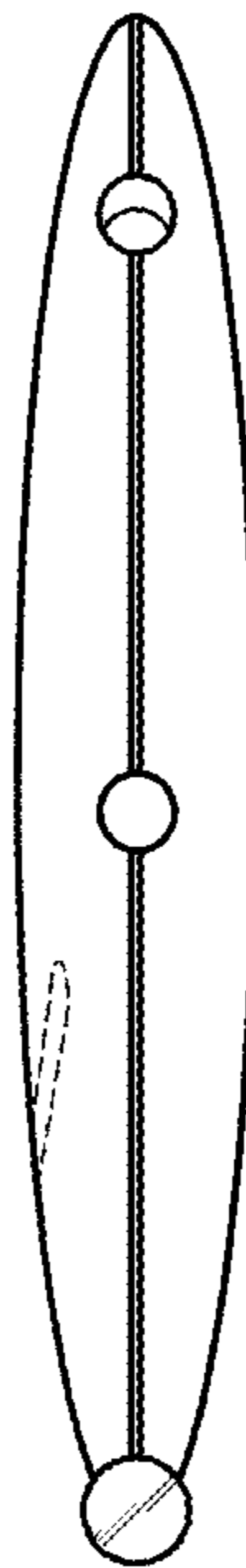


FIG. 6

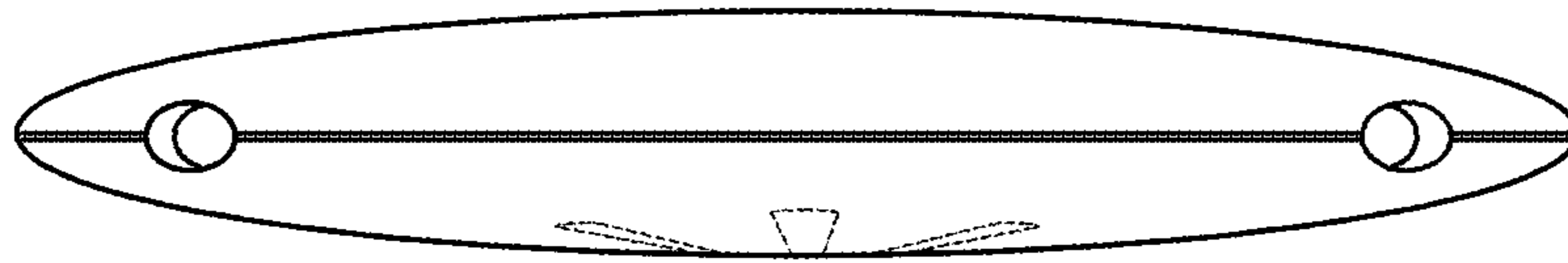


FIG. 7

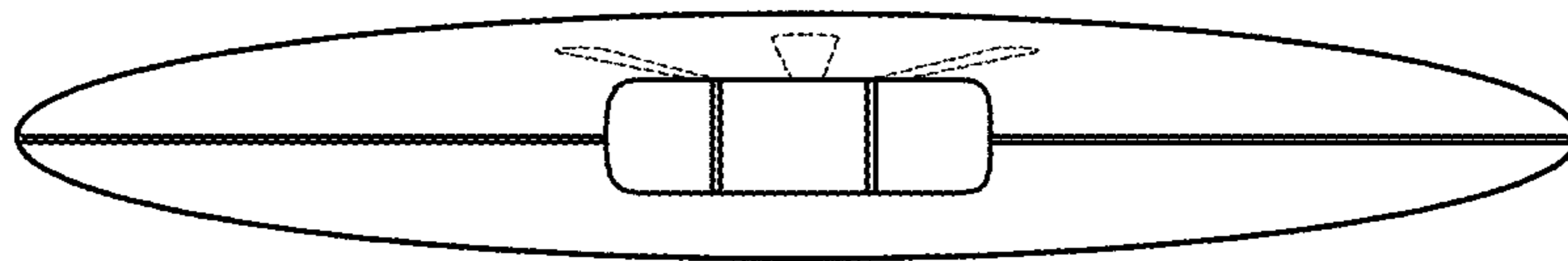


FIG. 8