



US00D966061S

(12) **United States Design Patent** (10) **Patent No.:** **US D966,061 S**  
**Irwin et al.** (45) **Date of Patent:** **\*\* Oct. 11, 2022**

(54) **RAILROAD BRAKE STICK**

(74) *Attorney, Agent, or Firm* — Maschoff Brennan

(71) Applicant: **Precision Cut 3D LLC**, Ogden, UT (US)

(57) **CLAIM**

(72) Inventors: **John Richard Irwin**, Ogden, UT (US);  
**Dan B. Follett**, Morgan, UT (US)

The ornamental design for a railroad brake stick, as shown and described.

(73) Assignee: **PRECISION CUT 3D LLC**, Ogden, UT (US)

**DESCRIPTION**

(\*\*) Term: **15 Years**

(21) Appl. No.: **29/771,509**

(22) Filed: **Feb. 23, 2021**

(51) **LOC (13) Cl.** ..... **08-05**

(52) **U.S. Cl.**  
USPC ..... **D8/14**

(58) **Field of Classification Search**  
USPC ..... D8/14, 88, 89, 76, 77, 105  
CPC ..... B25G 1/04; F16B 7/1472; B66F 19/00  
See application file for complete search history.

FIG. 1 is a perspective view of a first embodiment of a railroad brake stick, showing our new design therefor; FIG. 2 is a front view thereof; FIG. 3 is a back view thereof; FIG. 4 is a left side view thereof; FIG. 5 is right side view thereof; FIG. 6 is a top view thereof; and FIG. 7 is a bottom view thereof. FIG. 8 is a perspective view of a second embodiment of a railroad brake stick, showing our new design therefor; FIG. 9 is a front view thereof; FIG. 10 is a back view thereof; FIG. 11 is a left side view thereof; FIG. 12 is a right side view thereof; FIG. 13 is a top view thereof; and FIG. 14 is a bottom view thereof. FIG. 15 is a perspective view of a second embodiment of a railroad brake stick, showing our new design therefor; FIG. 16 is a front view thereof; FIG. 17 is a back view thereof; FIG. 18 is a left side view thereof; FIG. 19 is a right side view thereof; FIG. 20 is a top view thereof; and, FIG. 21 is a bottom view thereof.

(56) **References Cited**

**U.S. PATENT DOCUMENTS**

D663,193 S	7/2012	Lofley, Sr. et al.	
D676,735 S	2/2013	Lofley, Sr. et al.	
8,434,802 B2	5/2013	Lofley, Sr. et al.	
8,469,425 B1	6/2013	Lofley, Sr. et al.	
8,469,426 B2	6/2013	Lofley, Sr. et al.	
8,939,051 B1	1/2015	Lofley, Sr. et al.	
D760,564 S	7/2016	Lofley, Sr. et al.	
D786,638 S	5/2017	Lofley, Sr. et al.	
D843,183 S	3/2019	Lofley, Sr. et al.	
D871,174 S	12/2019	Lofley, Sr. et al.	
10,759,453 B1	9/2020	Ayala et al.	
D922,838 S *	6/2021	Lofley, Jr. ....	D8/14

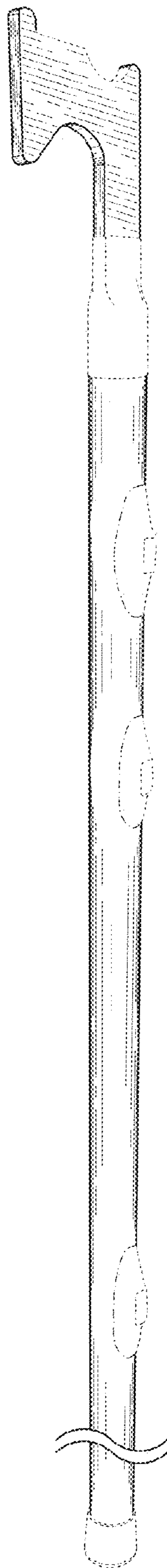
\* cited by examiner

The broken lines depict portions of the railroad brake stick in which the design is embodied that form no part of the claimed design. The broken lines show alternative embodiments of some features in an alternative broken line disclosure.

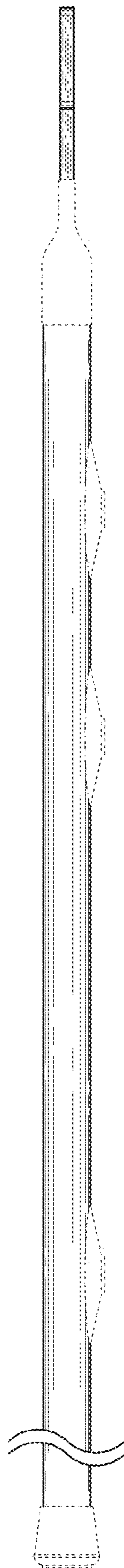
*Primary Examiner* — Philip S Hyder

**1 Claim, 18 Drawing Sheets**

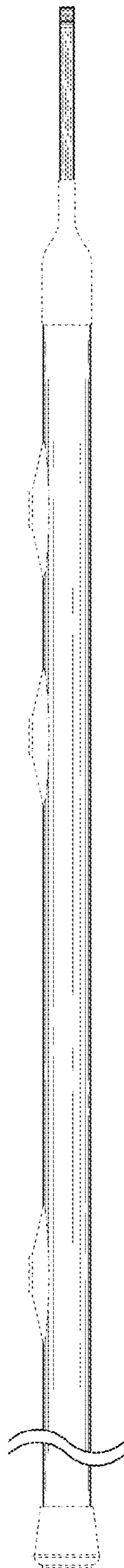




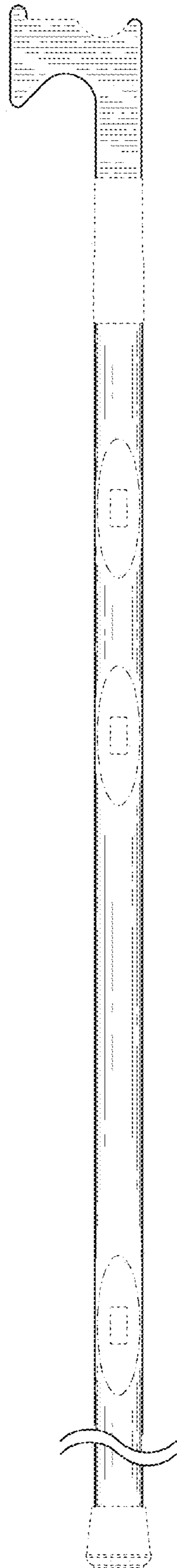
**FIG. 1**



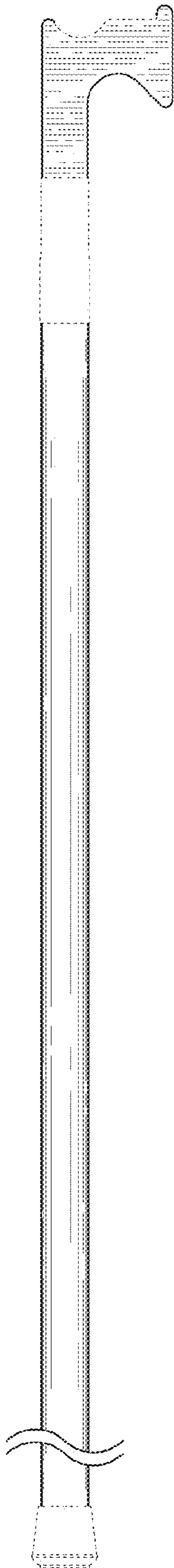
**FIG. 2**



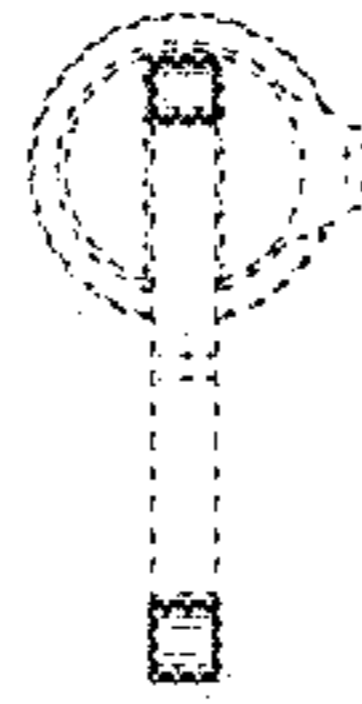
**FIG. 3**



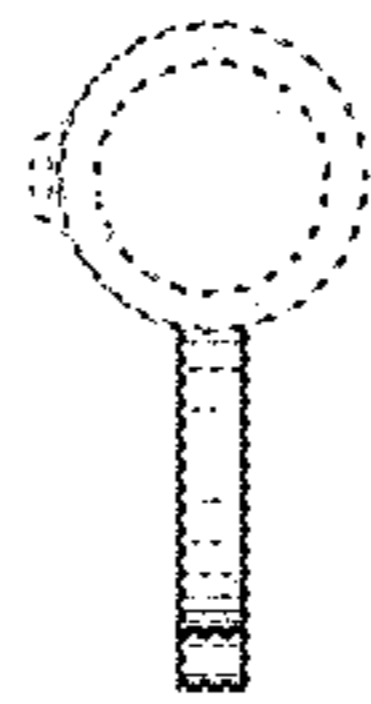
**FIG. 4**



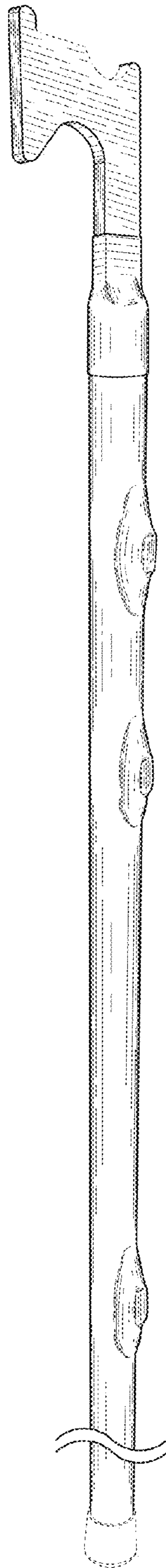
**FIG. 5**



**FIG. 6**

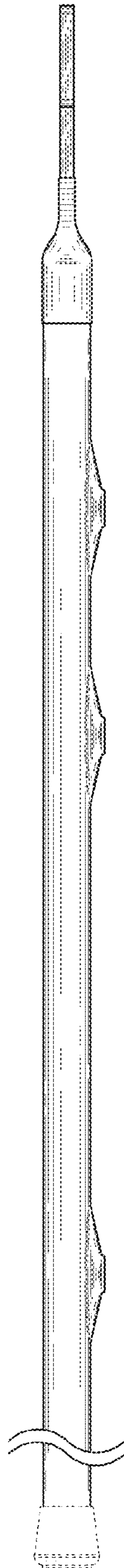


**FIG. 7**

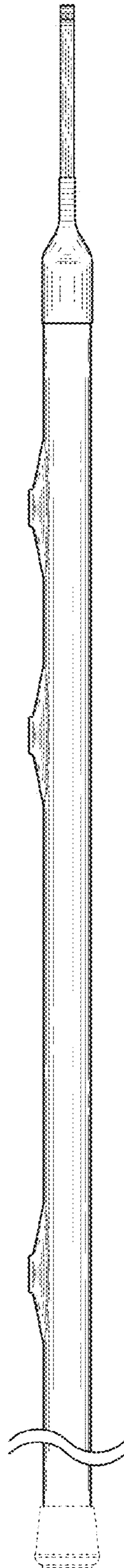


**FIG. 8**

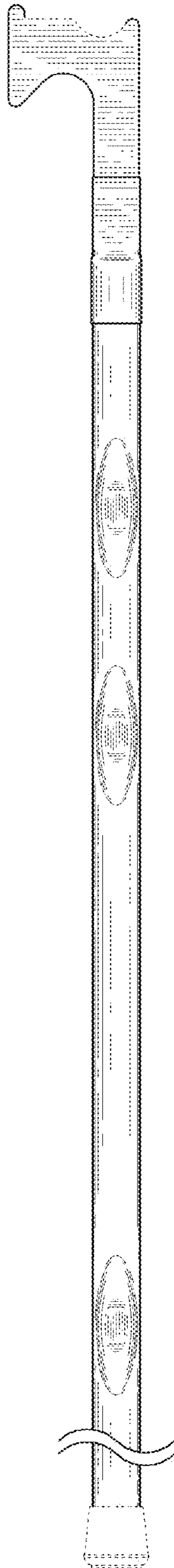




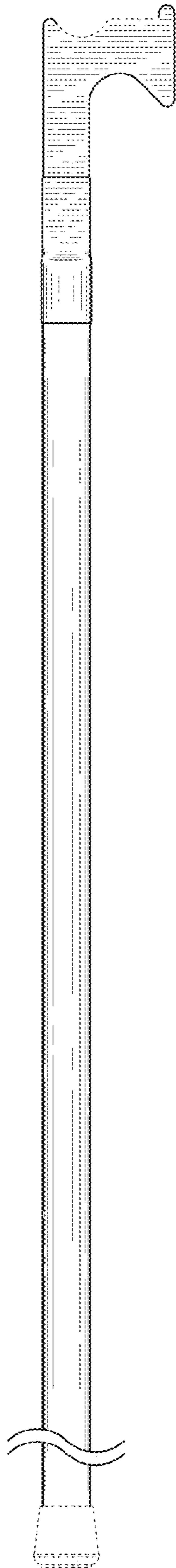
**FIG. 9**



**FIG. 10**



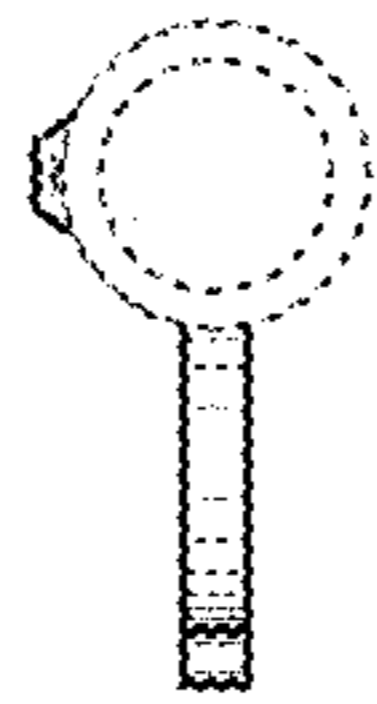
**FIG. 11**



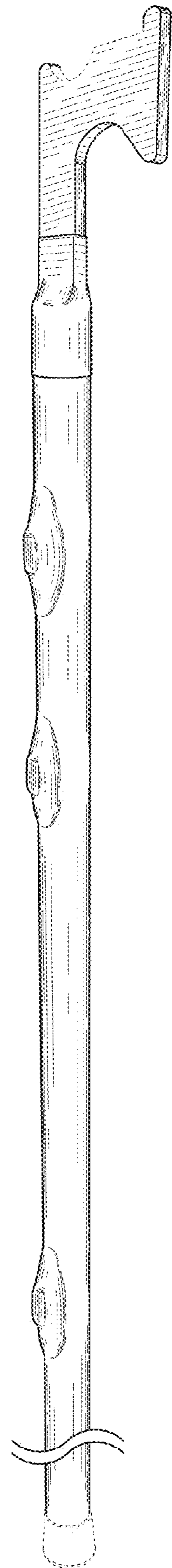
**FIG. 12**



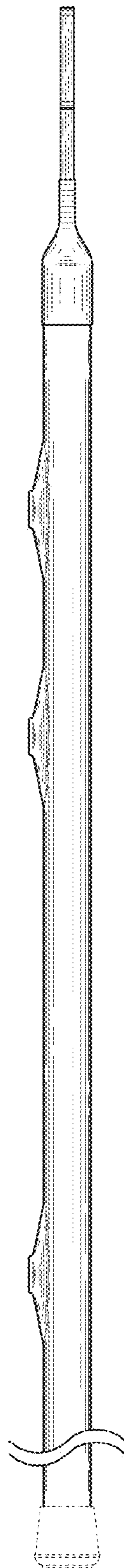
**FIG. 13**



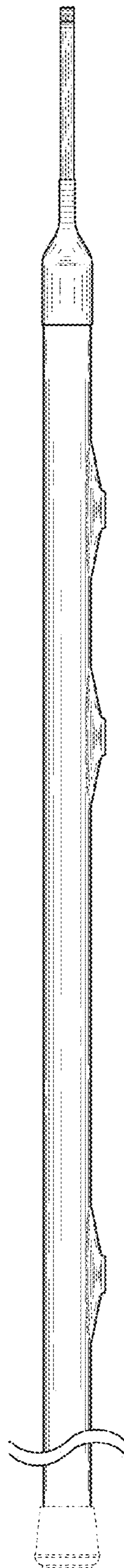
**FIG. 14**



**FIG. 15**

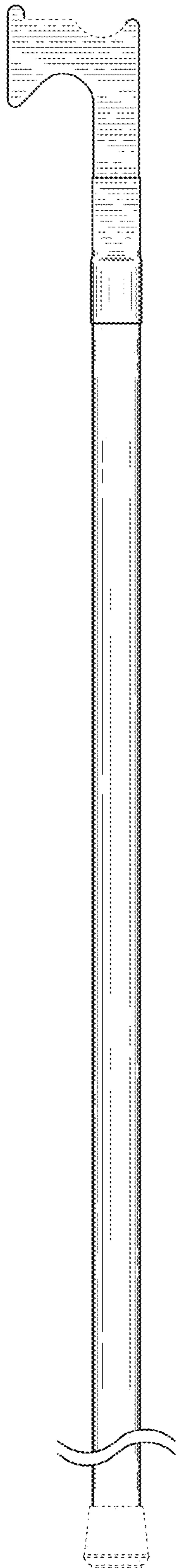


**FIG. 16**

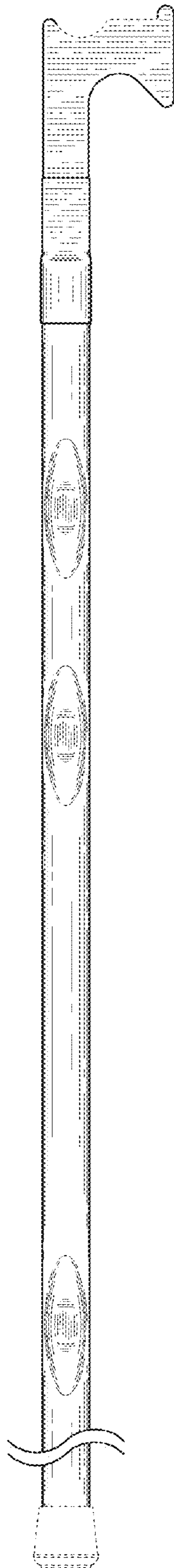


**FIG. 17**

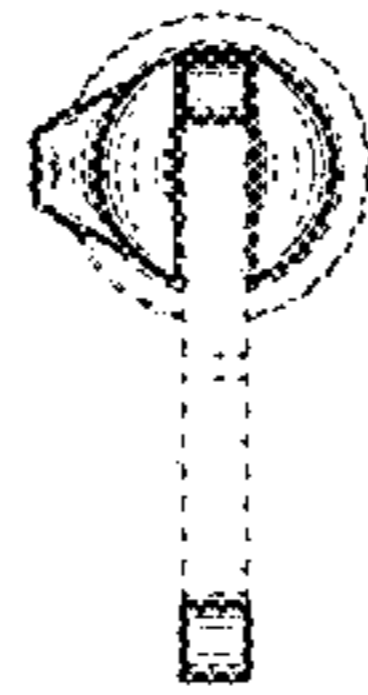




**FIG. 18**



**FIG. 19**



**FIG. 20**



**FIG. 21**