

US00D966021S

(12) **United States Design Patent** (10) **Patent No.:** **US D966,021 S**
Huang (45) **Date of Patent:** **** Oct. 11, 2022**

(54) **END TABLE**

(71) Applicant: **Guoyu Huang**, Putian (CN)

(72) Inventor: **Guoyu Huang**, Putian (CN)

(**) Term: **15 Years**

(21) Appl. No.: **29/830,069**

(22) Filed: **Mar. 10, 2022**

(51) **LOC (13) Cl.** **06-03**

(52) **U.S. Cl.**
USPC **D6/691.6**

(58) **Field of Classification Search**
USPC D6/329, 349, 406.1, 406.2, 653.11,
D6/656.13, 656.15, 656.19, 685, 687,
D6/690, 691, 691.4, 691.5, 691.6, 691.7,
D6/691.8, 694, 694.1, 695, 696.3, 697
CPC A47B 19/06; A47B 3/0916; A47B 9/00;
A47B 13/00

See application file for complete search history.

(56) **References Cited**

U.S. PATENT DOCUMENTS

D153,909 S *	5/1949	Wais	D6/687
D235,834 S *	7/1975	Payne	D6/691.5
D299,601 S *	1/1989	Campbell	D6/691.4
D333,053 S *	2/1993	Hosoe	D6/696.3
D419,340 S	1/2000	Swensson		
D421,535 S	3/2000	Swensson		
D456,181 S	4/2002	Swensson		
D507,710 S *	7/2005	Fletcher	D6/656.13
D530,941 S	10/2006	Domack		
D578,323 S	10/2008	Muller		
D612,169 S *	3/2010	Chang	D6/656.13
D618,936 S	7/2010	Xu		
D640,486 S *	6/2011	Saelid	D6/696.3
D720,161 S *	12/2014	Udagawa	D6/691.3
D734,079 S *	7/2015	Roth	D6/700
9,149,111 B1 *	10/2015	Lin	A47B 19/06
D759,994 S *	6/2016	Lin	D6/656.15

D778,645 S	2/2017	Merritt		
D782,229 S	3/2017	Merritt		
D793,782 S	8/2017	Corr		
D821,789 S	7/2018	Traeger		
D832,630 S *	11/2018	Liu	D6/696.3
D914,421 S *	3/2021	Osler	D6/349
D915,796 S *	4/2021	Koplent-Zinyk	D6/656.19

(Continued)

OTHER PUBLICATIONS

“SHISEDECO End Table.” Found online Aug. 11, 2022 at www.amazon.com. Product first available Jul. 6, 2019. Retrieved from URL: <https://www.amazon.com/SHISEDECO-Adjustable-Tempered-Stainless-Durability/dp/B07TY6S1TL?th=1> (Year: 2019).*

(Continued)

Primary Examiner — Mary Ann Calabrese
Assistant Examiner — Katelin G Kloberg
(74) *Attorney, Agent, or Firm* — Rumit Ranjit Kanakia

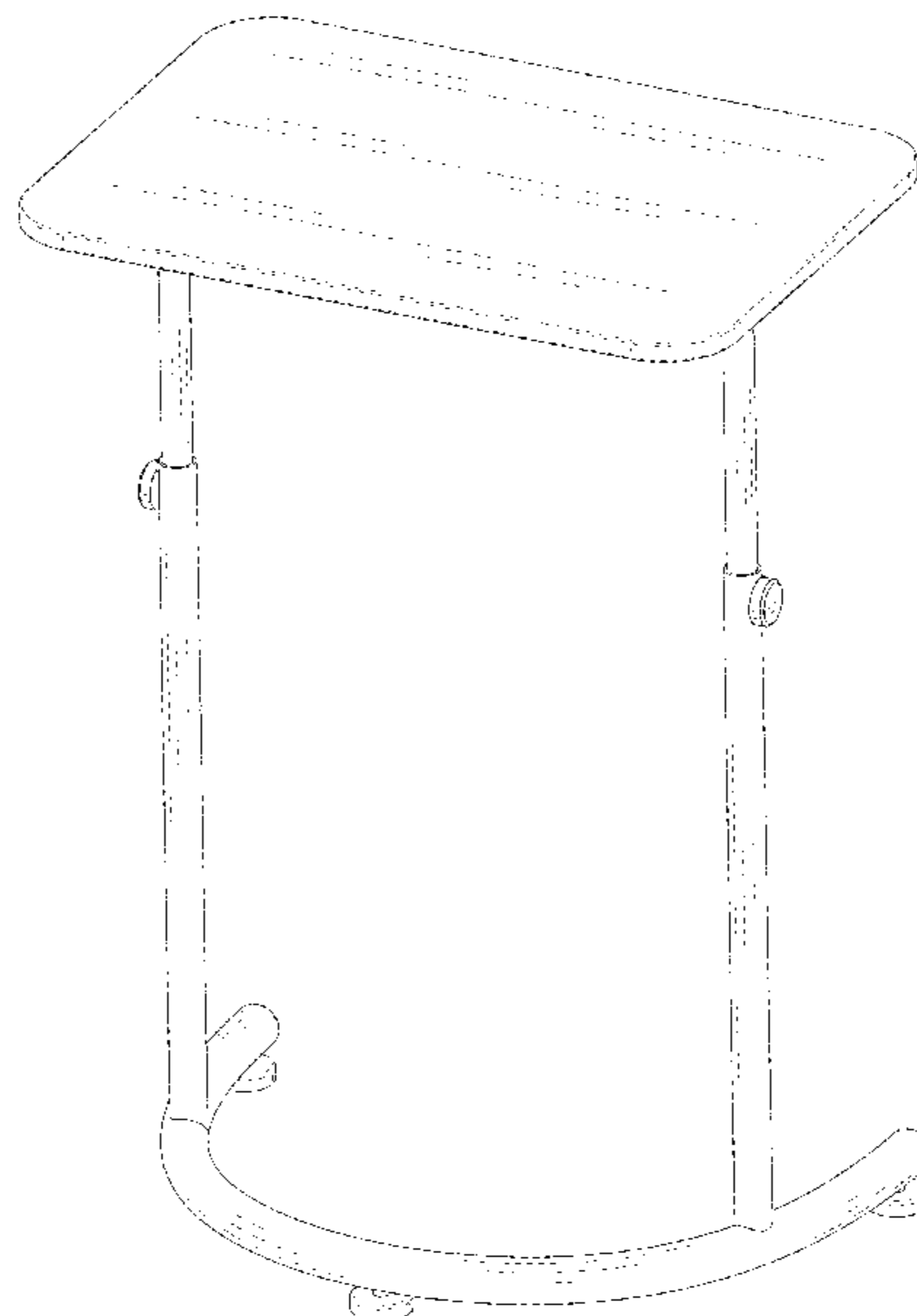
(57) **CLAIM**

The ornamental design for a end table, as shown and described.

DESCRIPTION

FIG. 1 is a top, front perspective view of an end table, showing my new design;
FIG. 2 is a bottom, rear perspective view thereof;
FIG. 3 is a front elevational view thereof;
FIG. 4 is a rear elevational view thereof;
FIG. 5 is a left elevational view thereof;
FIG. 6 is a right side view thereof;
FIG. 7 is a top side view thereof; and,
FIG. 8 is a bottom plan view thereof.
The broken lines in the figures are for the purposes of illustrating portions of the end table, which form no part of the claimed design.

1 Claim, 8 Drawing Sheets



(56)

References Cited

U.S. PATENT DOCUMENTS

D948,887 S * 4/2022 Rawl D6/406.1
2021/0267361 A1* 9/2021 Leng A47B 5/06

OTHER PUBLICATIONS

“Hastings Home Tables.” Found online Aug. 11, 2022 at www.lowes.com. Product reviewed Sep. 26, 2021. Retrieved from URL: <https://www.lowes.com/pd/Hastings-Home-Hastings-Home-Set-of-3-Round-Nesting-Tables-Black/5001889743> (Year: 2021).*

* cited by examiner

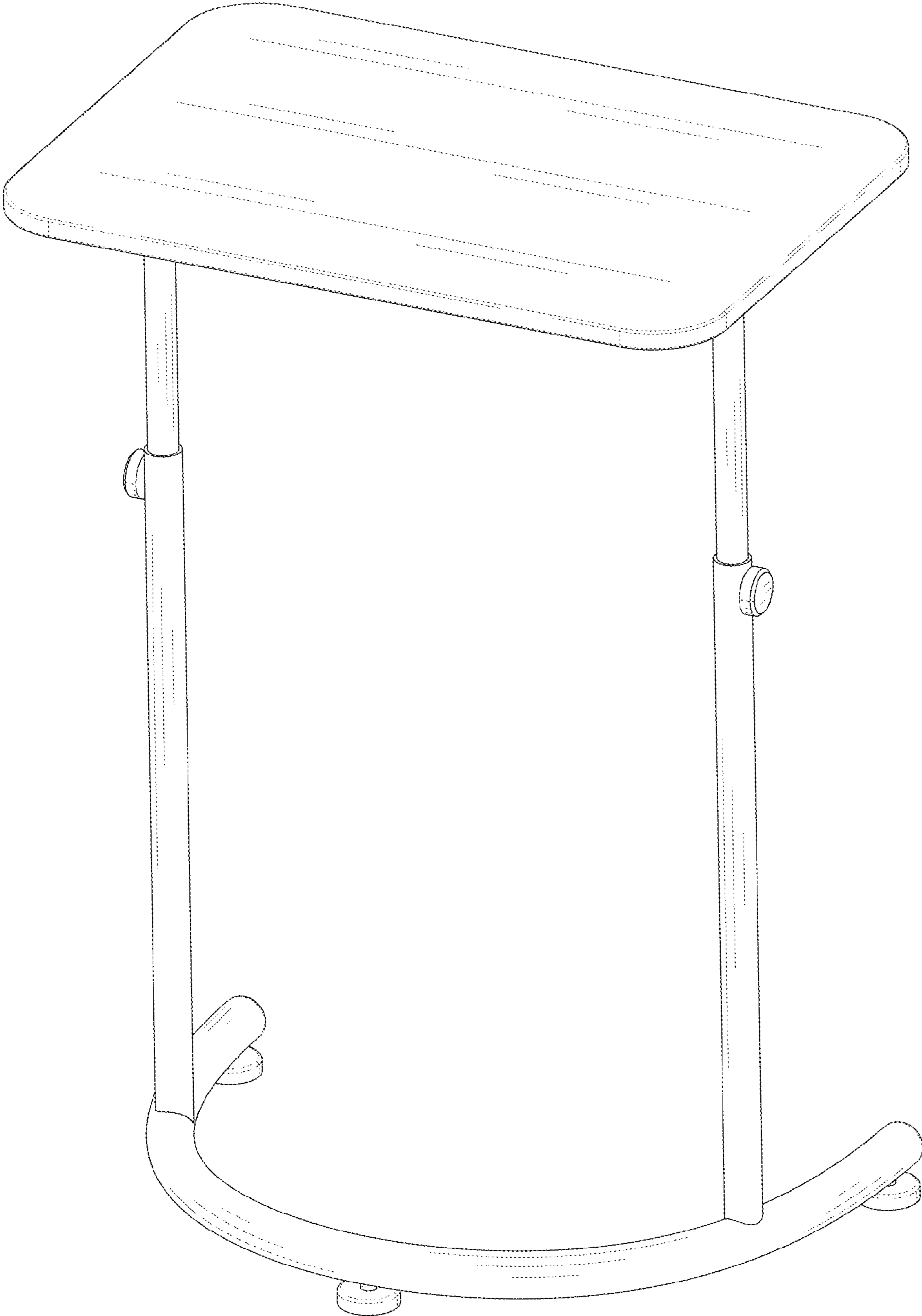


FIG. 1

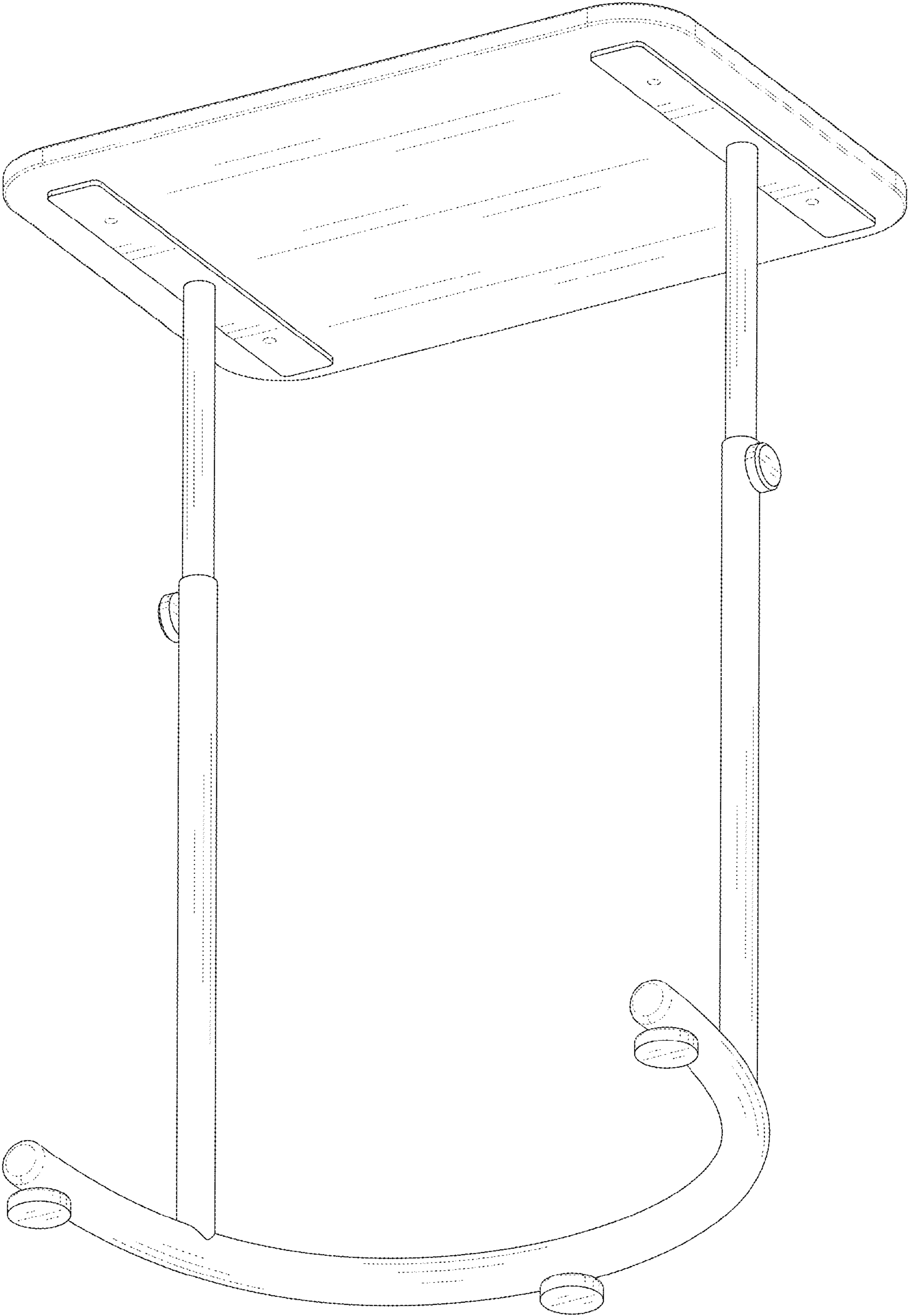


FIG. 2

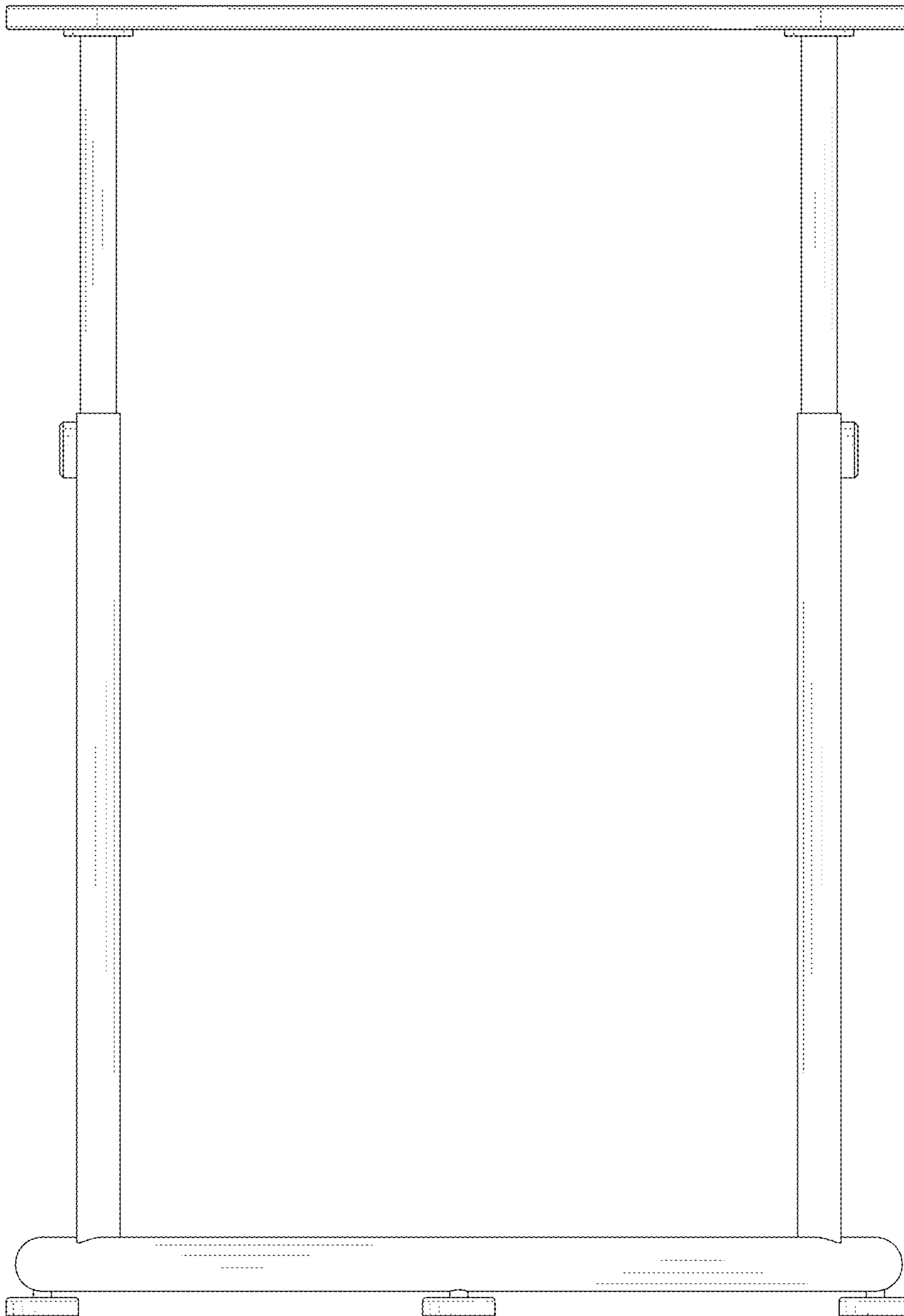


FIG. 3

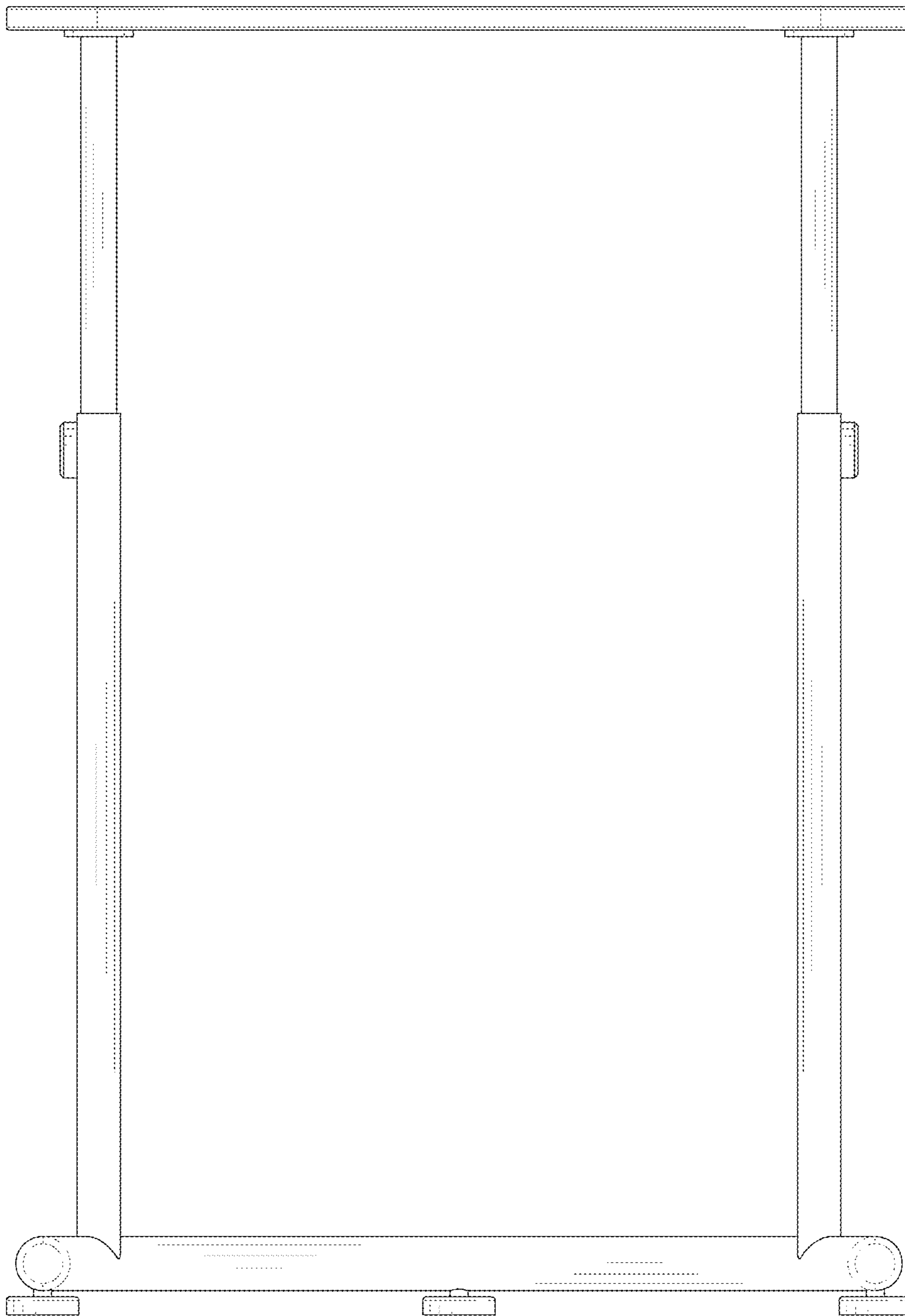


FIG. 4

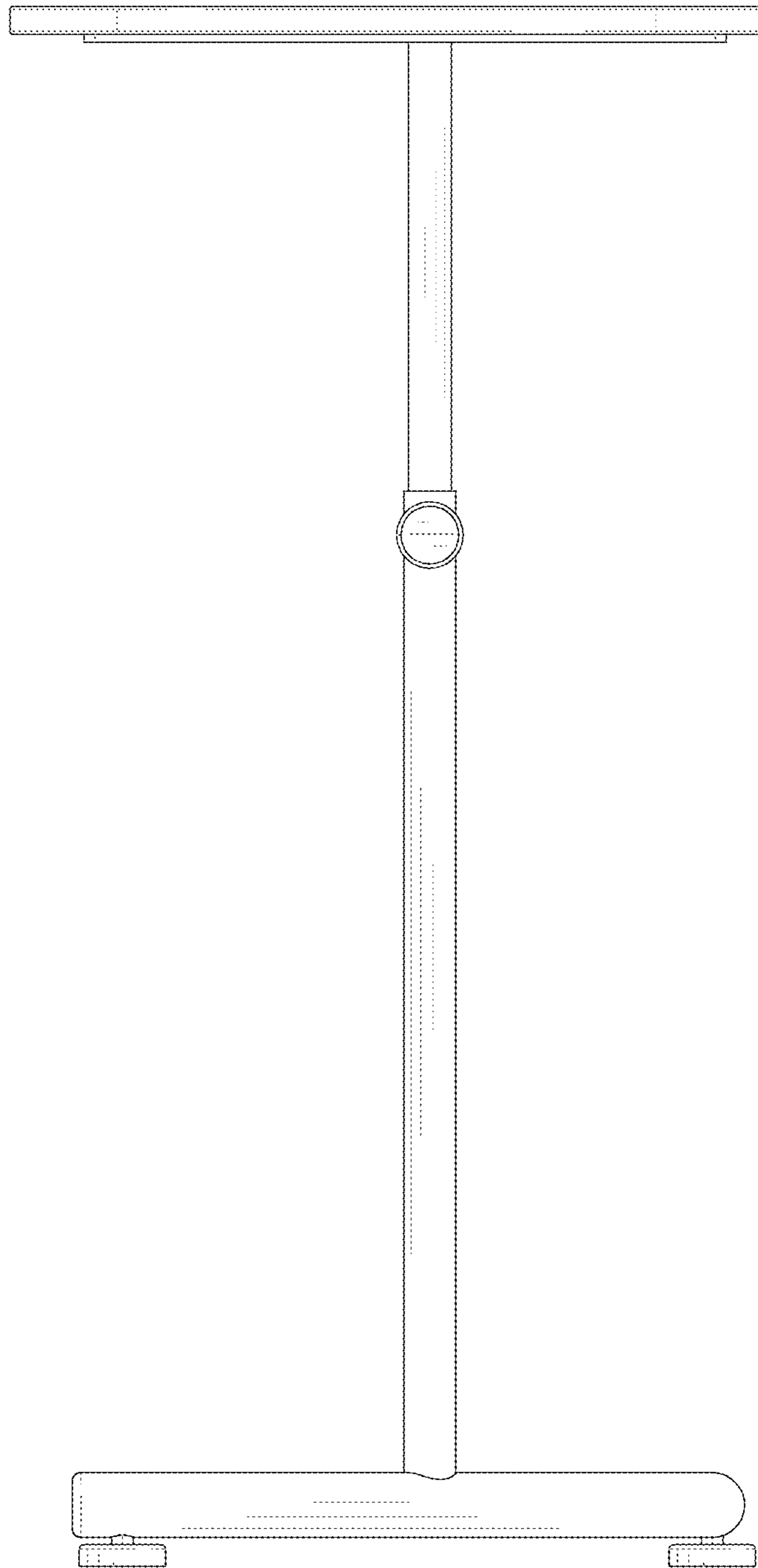


FIG. 5

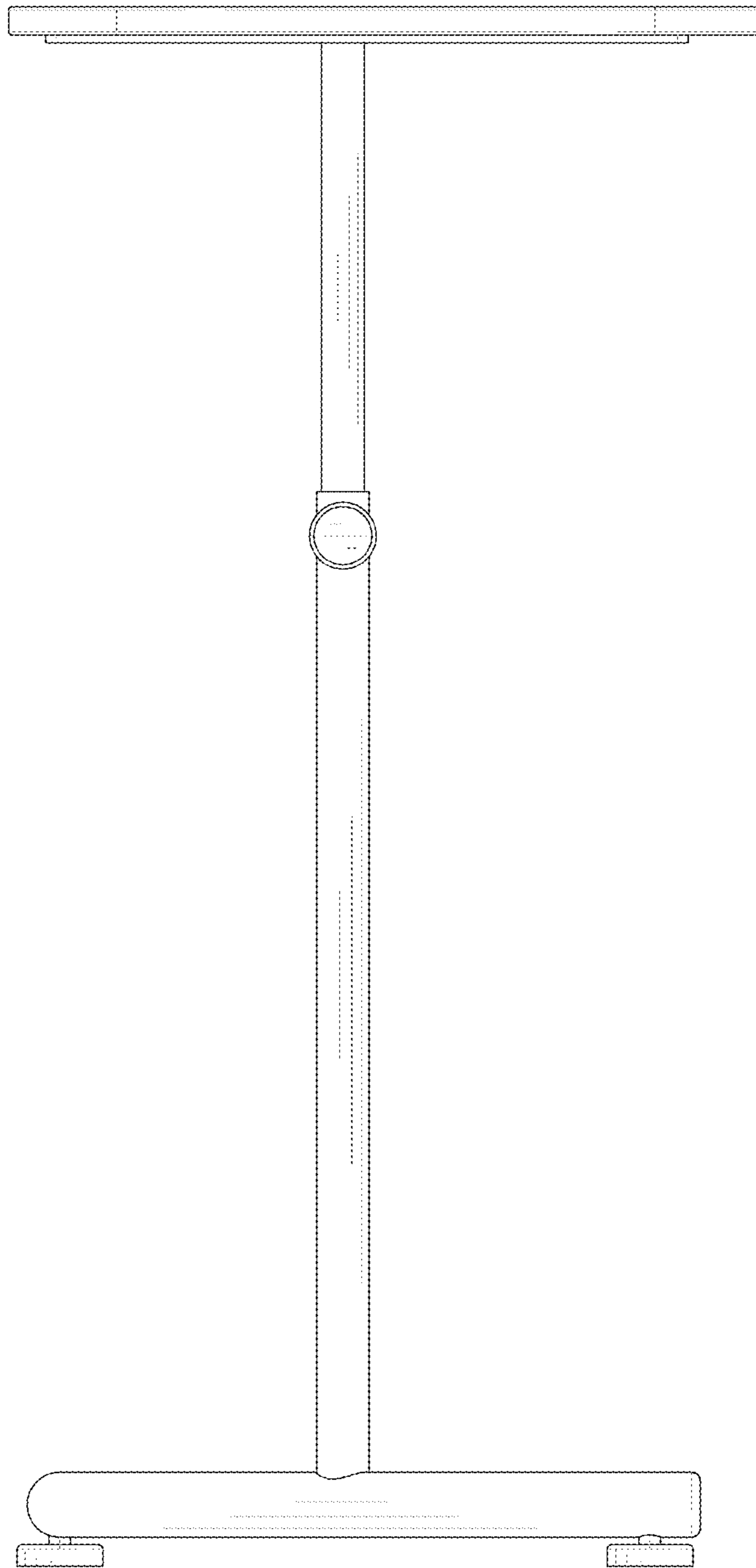


FIG. 6




FIG. 7

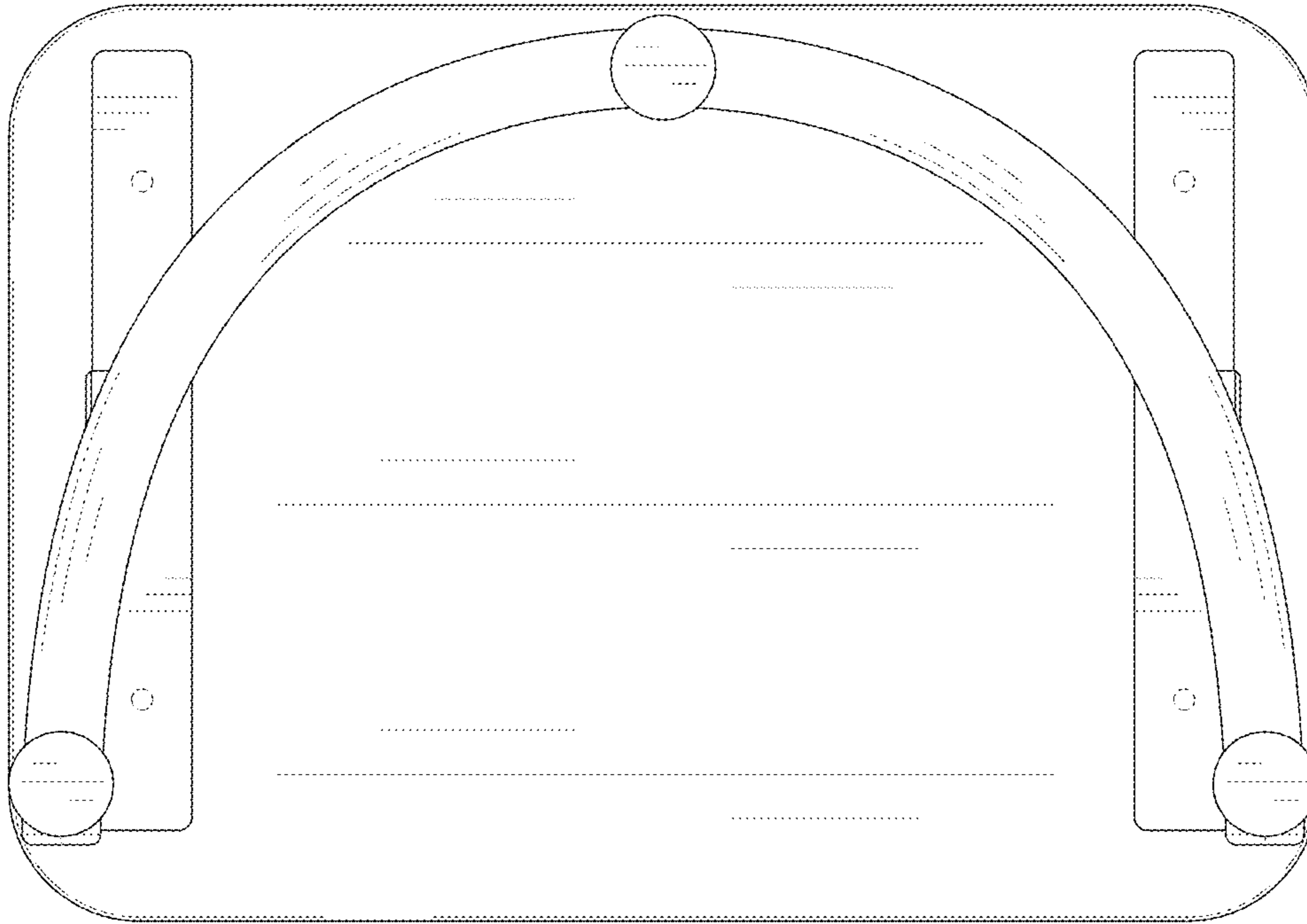


FIG. 8