



US00D966017S

(12) **United States Design Patent**
Robins

(10) **Patent No.:** **US D966,017 S**

(45) **Date of Patent:** **** Oct. 11, 2022**

(54) **MOVABLE STORAGE TABLE**

(71) Applicant: **Bruce Robins**, Philadelphia, PA (US)

(72) Inventor: **Bruce Robins**, Philadelphia, PA (US)

(73) Assignee: **HASKELL OFFICE**, Bala Cynwyd, PA (US)

(**) Term: **15 Years**

(21) Appl. No.: **29/730,011**

(22) Filed: **Mar. 31, 2020**

(51) **LOC (13) Cl.** **06-04**

(52) **U.S. Cl.**

USPC **D6/657**; D6/642; D34/21

(58) **Field of Classification Search**

USPC D6/641, 642, 657, 662, 662.1, 672, 675,
D6/675.1, 684–686, 691, 698; D34/12,
D34/14, 17, 19, 21

CPC .. A47B 3/00; A47B 7/00; A47B 13/00; A47B
21/00; A47B 31/00; A47B 31/001; A47B
2031/003; A47B 37/00; A47B 43/00;
A47B 65/00; A47B 81/00; B25H 1/00;
B25H 1/12; B25H 1/14; B25H 3/00;
B25H 3/02; B25H 3/021; B25H 3/023;
B25H 3/027; B25H 3/028; B25H 3/04;
B25H 3/06

See application file for complete search history.

(56) **References Cited**

U.S. PATENT DOCUMENTS

3,352,615 A * 11/1967 Sandin A47B 87/008
312/111

3,394,666 A 7/1968 Pearlman
D214,163 S * 5/1969 Smith A47B 67/04
D34/19

D227,964 S * 7/1973 Propst D6/666
D230,257 S * 2/1974 Corini A47B 87/008
D34/19

D300,487 S * 4/1989 Dyer D34/19
D366,744 S 1/1996 Bailey

D370,144 S * 5/1996 Insalaco D6/703
D390,381 S 2/1998 Dormon et al.
D423,254 S 4/2000 Alcala et al.
D447,567 S 9/2001 Murphy et al.
D450,903 S 11/2001 Wacker et al.
D467,754 S 12/2002 Chen
D500,575 S 1/2005 Lucas
D501,285 S 1/2005 Long, Jr.
D523,607 S 6/2006 Huguet
D538,061 S 3/2007 Daniel
D545,590 S * 7/2007 Good D6/671.1

(Continued)

OTHER PUBLICATIONS

Haskell CARGO03 Explorer Series Mobile Cargo Cart—Kay-Twelve <https://www.kay-twelve.com/collections/haskell/products/haskell-cargo03-explorer-series-mobile-cargo-cart-with-bin-and-slot-storage-and-double-doors> retrieved from the internet on Dec. 9, 2021.*

(Continued)

Primary Examiner — Mary Ann Calabrese

(74) *Attorney, Agent, or Firm* — Robert F. Zielinski

(57)

CLAIM

I claim the ornamental design for a movable storage table, as shown and described.

DESCRIPTION

FIG. 1 is a front perspective view of a movable storage table showing my new design.

FIG. 2 is a front elevational view thereof.

FIG. 3 is a rear elevational view thereof.

FIG. 4 is a right-side elevational view thereof.

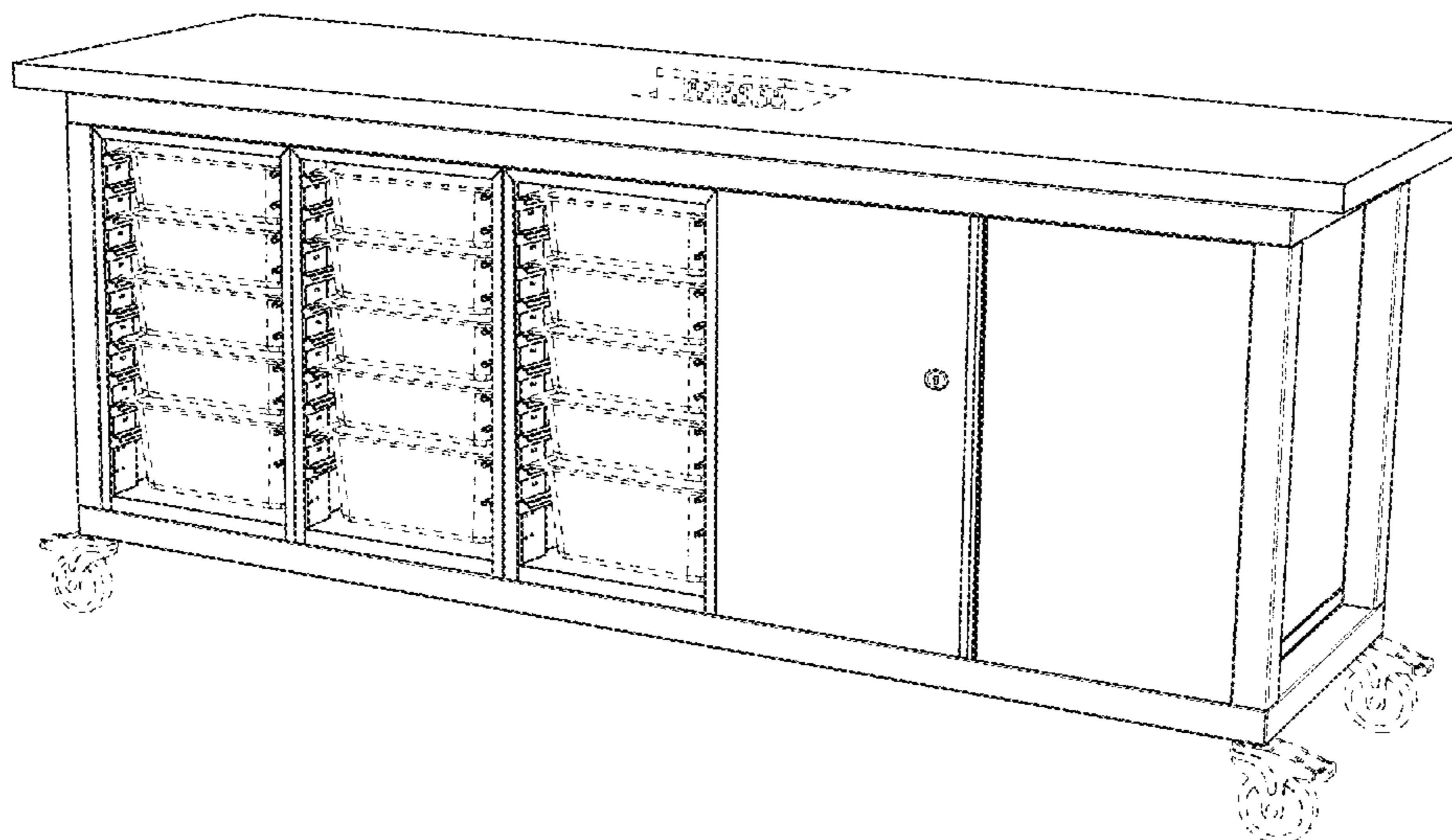
FIG. 5 is a left-side elevational view thereof.

FIG. 6 is a top plan view thereof; and,

FIG. 7 is a bottom plan view thereof.

In the drawings, the broken lines show portions of the movable storage table that form no part of the claimed design.

1 Claim, 7 Drawing Sheets



(56)

References Cited

U.S. PATENT DOCUMENTS

D546,017 S	7/2007	Wise	
D551,465 S	9/2007	Daniel	
D557,870 S	12/2007	MacMillan	
D585,621 S	1/2009	Taillon	
D588,322 S	3/2009	Tilk et al.	
D593,341 S	6/2009	Sackman	
D618,418 S	6/2010	Catron et al.	
D618,419 S	6/2010	Catron et al.	
D636,962 S	4/2011	Freimuth	
D665,597 S	8/2012	Dufoure et al.	
D710,064 S	7/2014	Schumaker et al.	
D732,318 S	6/2015	Engebretson	
D783,921 S	4/2017	Malengo	
D801,735 S	11/2017	Ursell et al.	
D817,584 S	5/2018	Phillips et al.	
D878,816 S *	3/2020	Davis	D6/657
D924,609 S *	7/2021	Robins	D6/678.1
D931,017 S *	9/2021	Huang	D6/671.1
2020/0254604 A1 *	8/2020	Adams	A47B 67/04

OTHER PUBLICATIONS

Haskell Education MK1ED2DD2.4284 Explorer Triple Cabinet Storage Maker Table—Worthing Direct <https://www.worthingtondirect.com/chairs/explorer-triple-cabinet-storage-maker-table-with-power-module.htm> retrieved from the internet on Jan. 8, 2022.*

* cited by examiner

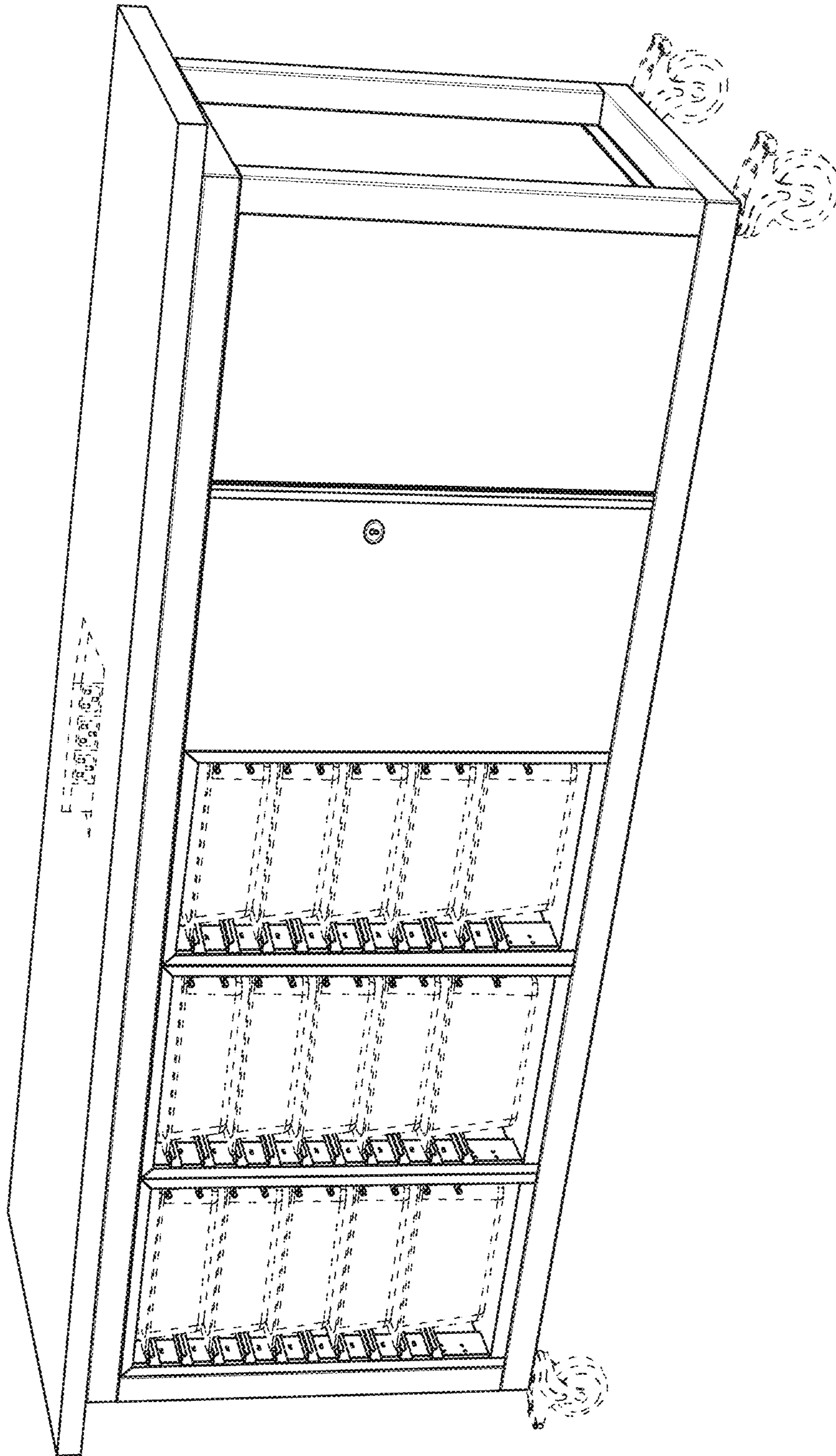


FIG. 1

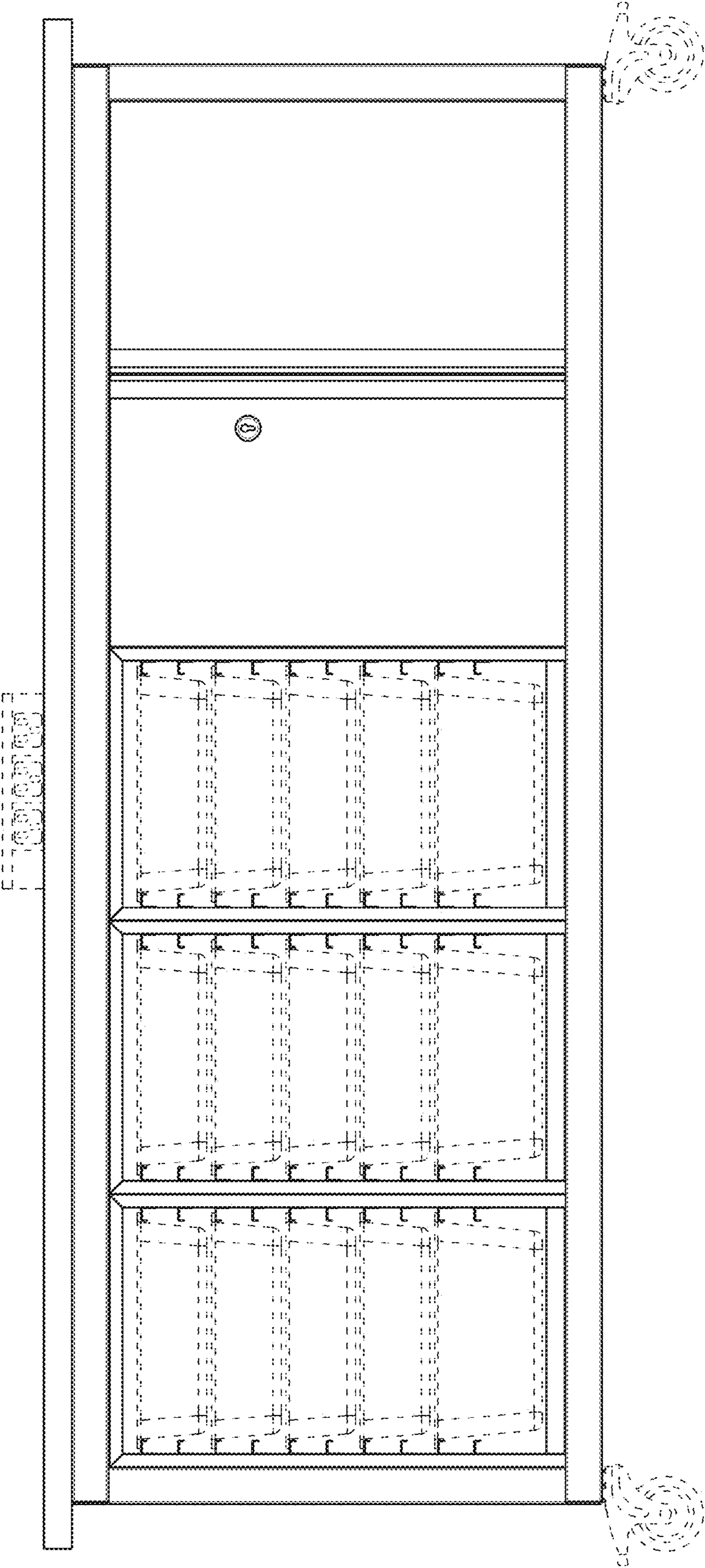


FIG. 2

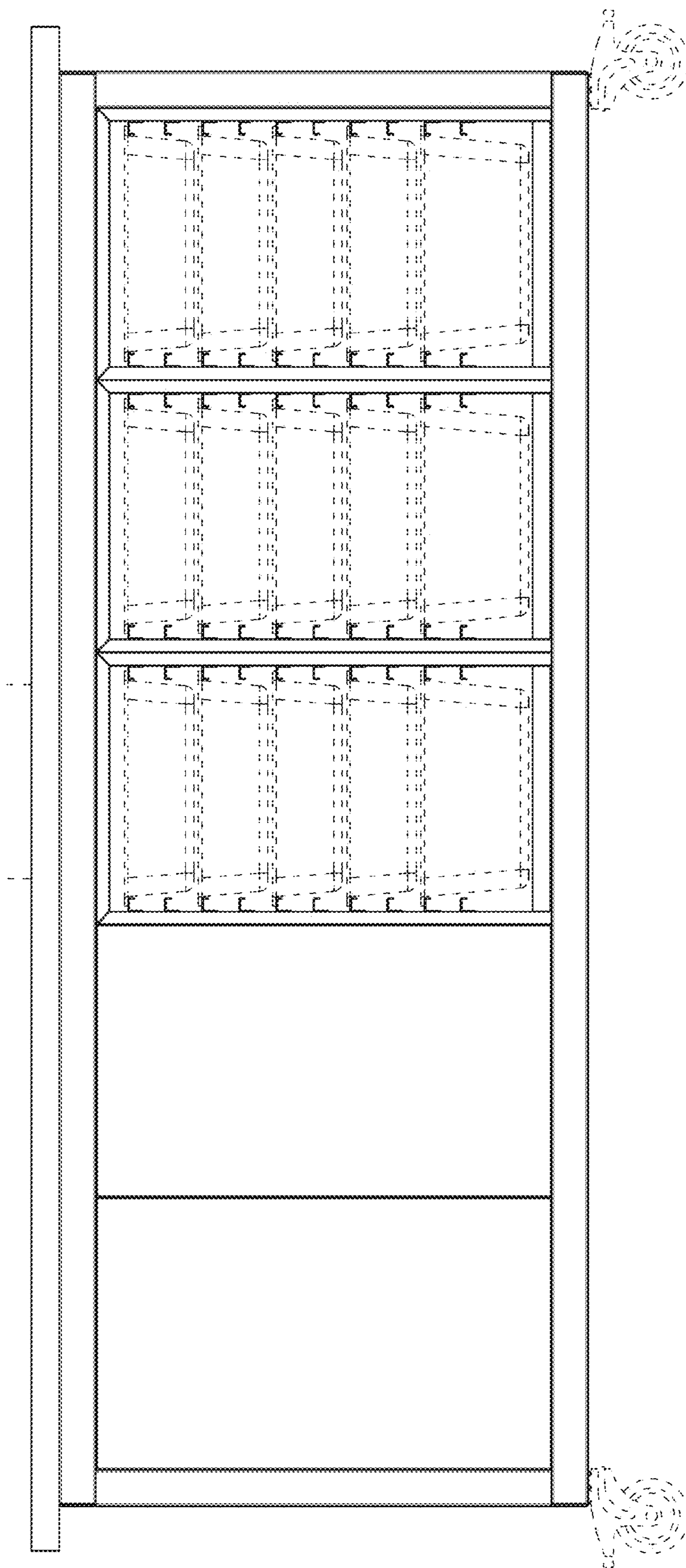


FIG. 3

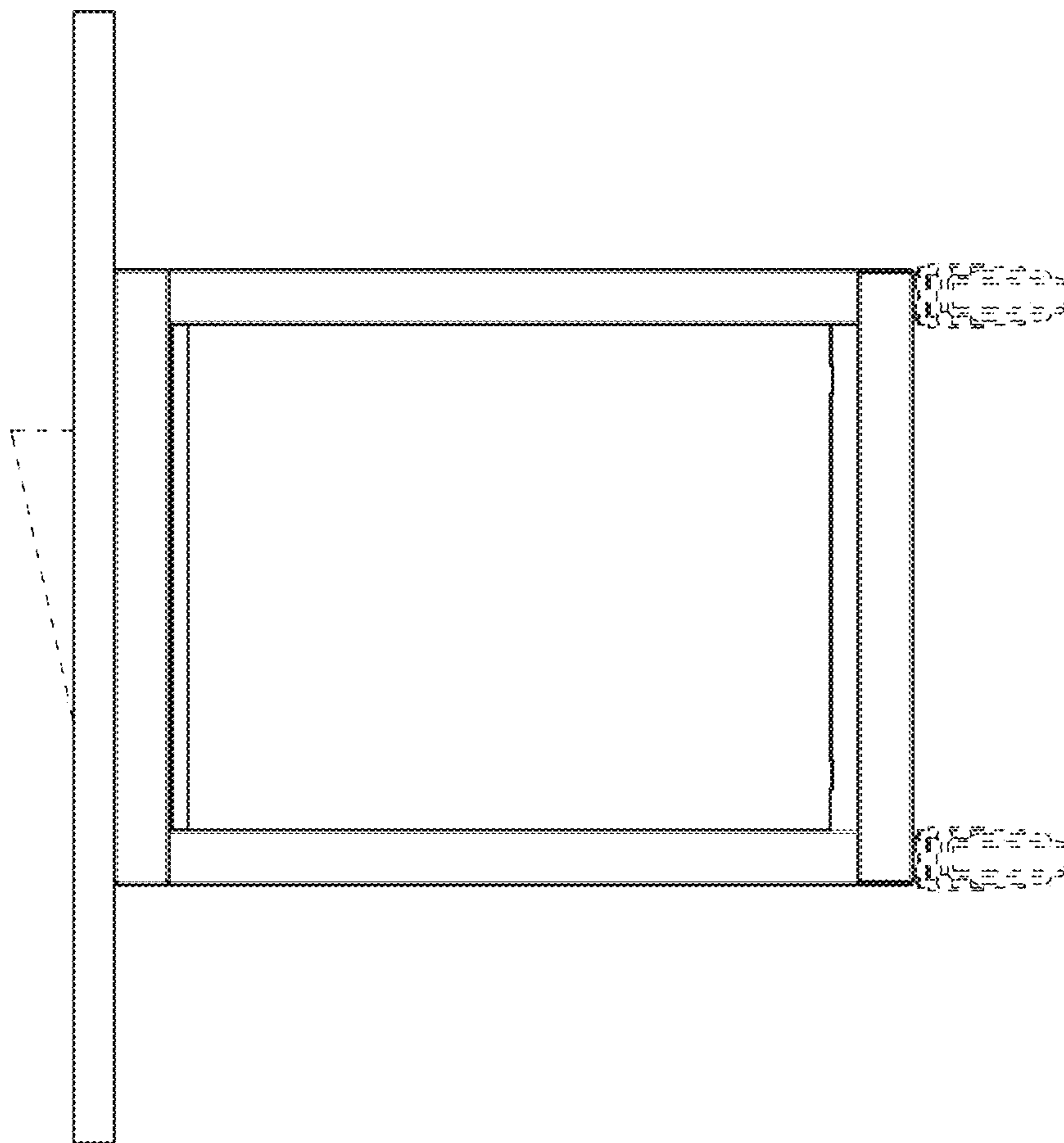


FIG. 4

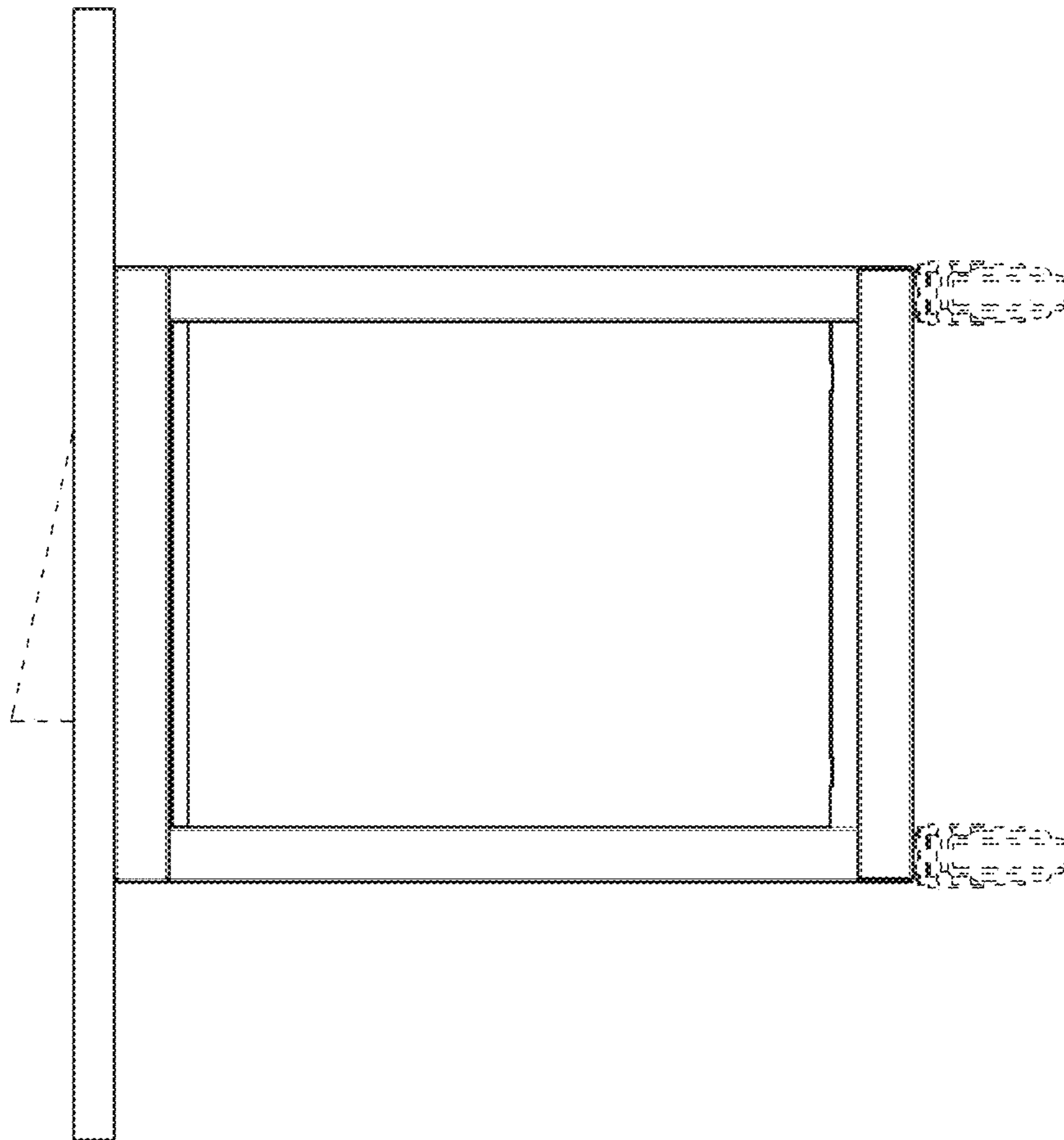


FIG. 5




FIG. 6

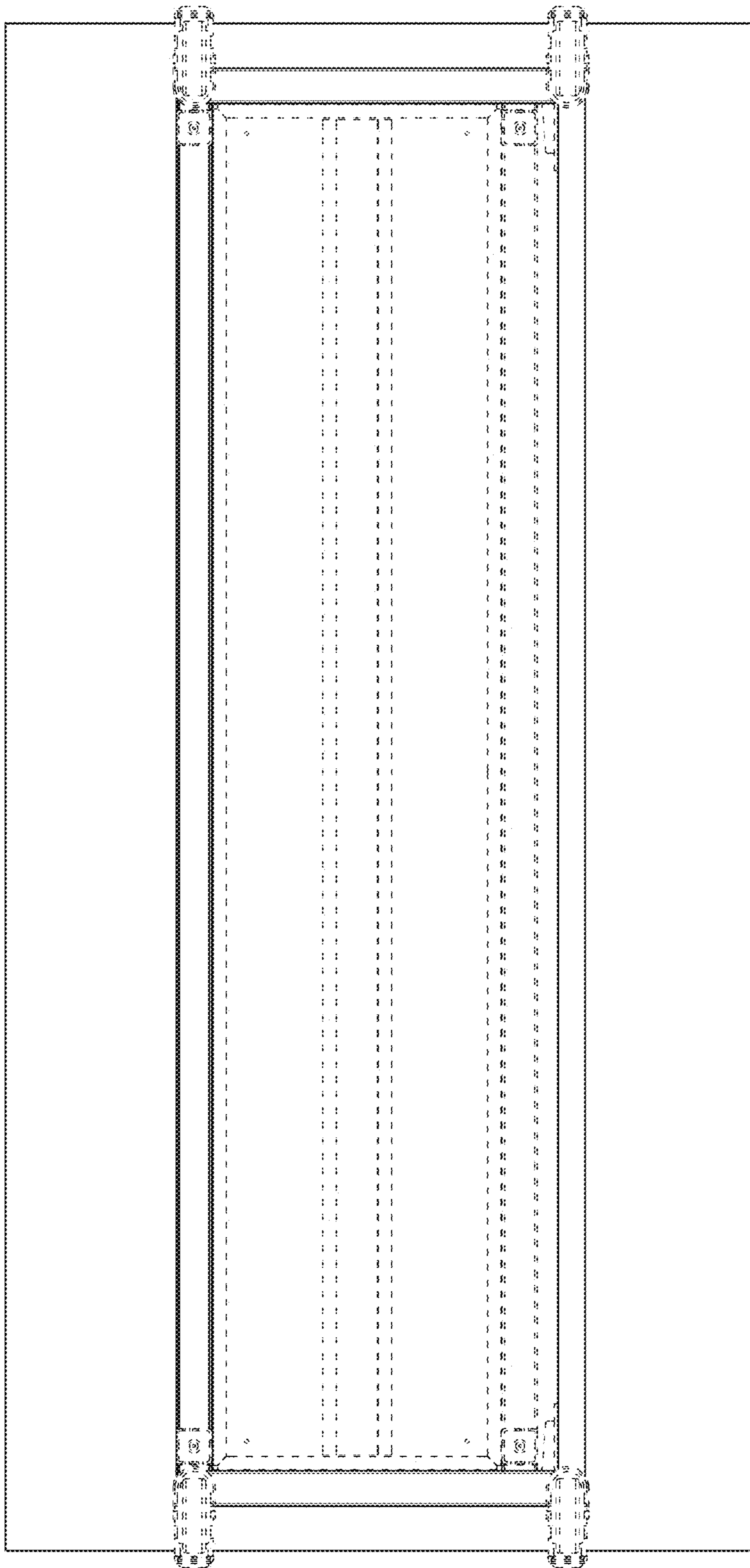


FIG. 7