



US00D965989S

(12) **United States Design Patent**
Luo

(10) **Patent No.:** **US D965,989 S**

(45) **Date of Patent:** **** Oct. 11, 2022**

(54) **BATH BRUSH**

(71) Applicant: **Xiaolong Luo**, Shenzhen (CN)

(72) Inventor: **Xiaolong Luo**, Shenzhen (CN)

(**) Term: **15 Years**

(21) Appl. No.: **29/800,773**

(22) Filed: **Jul. 23, 2021**

(51) **LOC (13) Cl.** **28-03**

(52) **U.S. Cl.**
USPC **D4/138; D28/63**

(58) **Field of Classification Search**
USPC D4/100, 102, 119, 120, 121, 122, 123,
D4/127, 128, 129, 130, 132, 133, 134,
D4/135, 136, 137, 138, 199; D30/158,
D30/159; D24/211, 212, 213, 214, 215;
D28/63
CPC A46B 5/02; A46B 7/023; A46B 7/026;
A46B 9/02; A46B 2200/10; A46B
5/0004; A46B 13/008; A46B 15/0055;
A46B 5/026
See application file for complete search history.

(56) **References Cited**

U.S. PATENT DOCUMENTS

D361,695 S *	8/1995	Sutker	D8/303
D415,007 S *	10/1999	Jimenez	D8/107
D447,926 S *	9/2001	Chen	D8/83
D512,225 S *	12/2005	Chien	D4/133
D554,465 S *	11/2007	Laurienzo	D12/179
D617,992 S *	6/2010	Gold	D28/63

D737,456 S *	8/2015	McDonough	A61H 15/0092 D24/211
9,750,385 B2 *	9/2017	Curtis	A46B 5/021
D855,330 S *	8/2019	Serval	D4/104
D929,741 S *	9/2021	Zhou	D4/120
D935,198 S *	11/2021	Tian	D4/138
D943,286 S *	2/2022	Xiao	D4/120
D945,165 S *	3/2022	Fan	D4/119
D945,777 S *	3/2022	Wang	D4/119
D946,902 S *	3/2022	Xiao	D4/119

* cited by examiner

Primary Examiner — Karen E Eldridge Powers

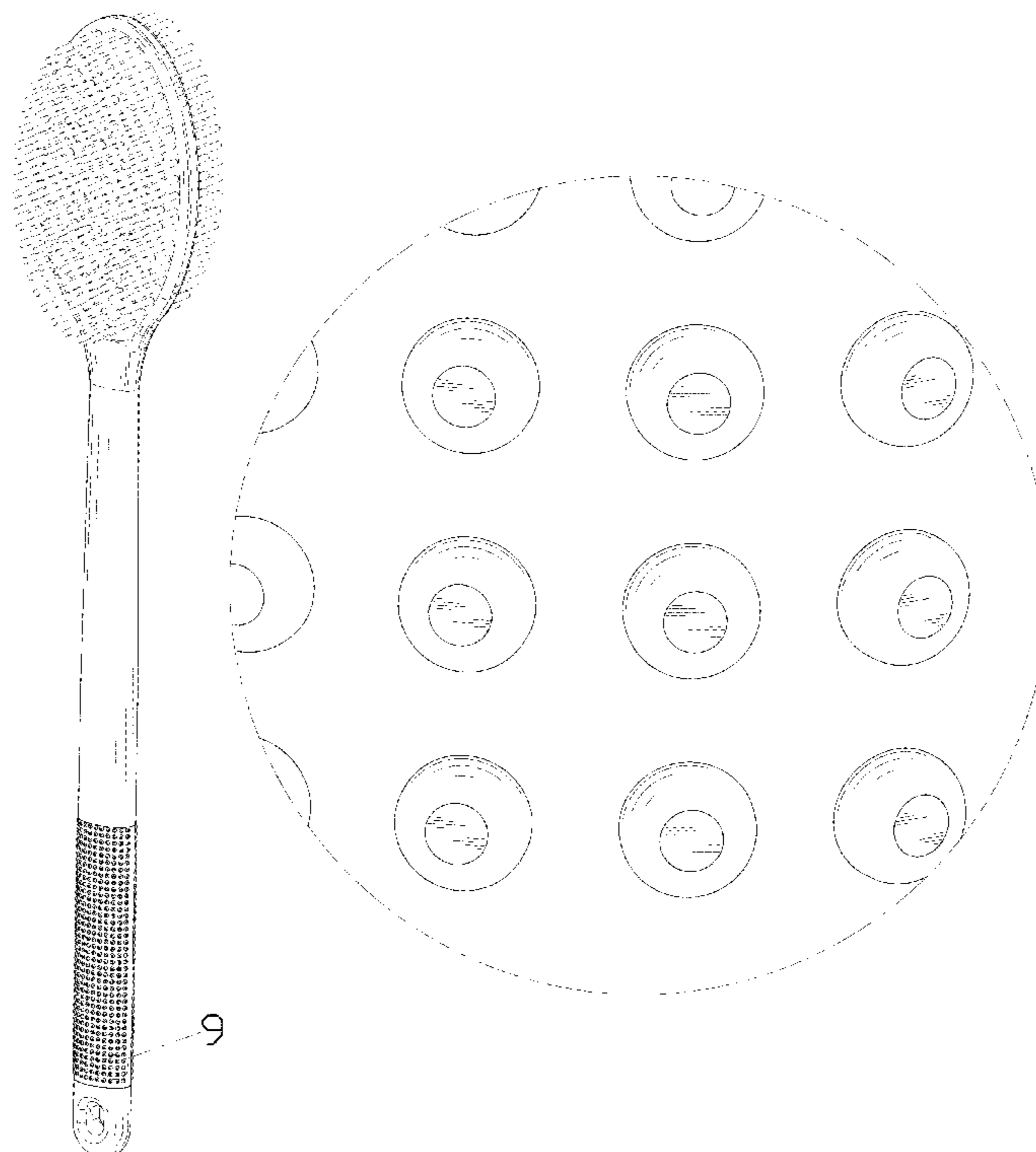
(57) **CLAIM**

The ornamental design for a bath brush, as shown and described.

DESCRIPTION

FIG. 1 is a front, top and side perspective view of a bath brush showing my new design;
FIG. 2 is a rear, bottom and side perspective view thereof.
FIG. 3 is a front elevational view thereof;
FIG. 4 is a rear elevational view thereof;
FIG. 5 is a left side elevational view thereof;
FIG. 6 is a right side elevational view thereof;
FIG. 7 is a top plan view thereof;
FIG. 8 is a bottom plan view thereof; and,
FIG. 9 is an enlarged view of portion 9 shown in FIG. 1.
The dash-dash broken lines in the drawings depict portions of the bath brush that form no part of the claimed design. The dot-dash broken lines represent boundaries of the enlarged portion and form no part of the claimed design.

1 Claim, 9 Drawing Sheets



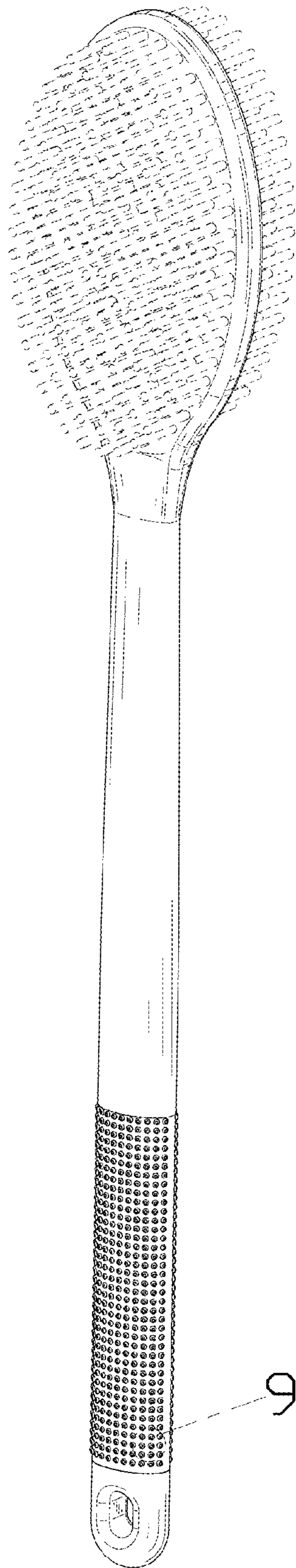


FIG. 1

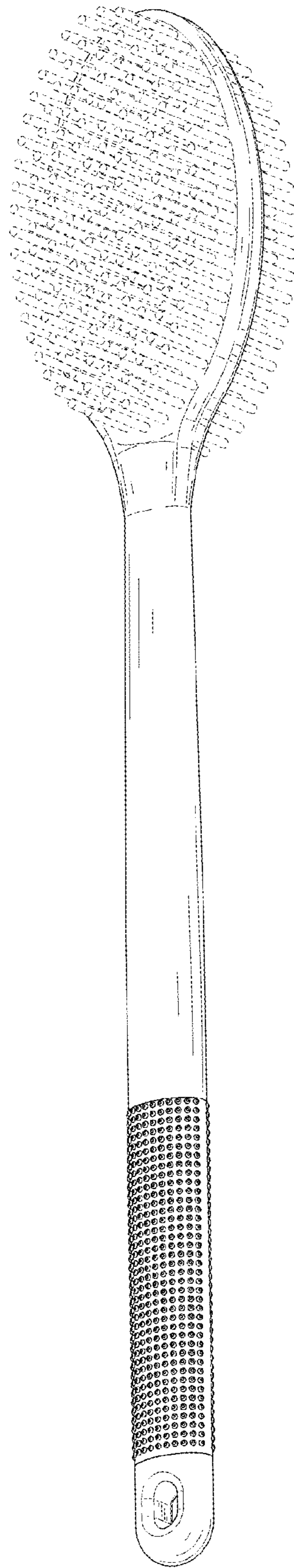


FIG. 2

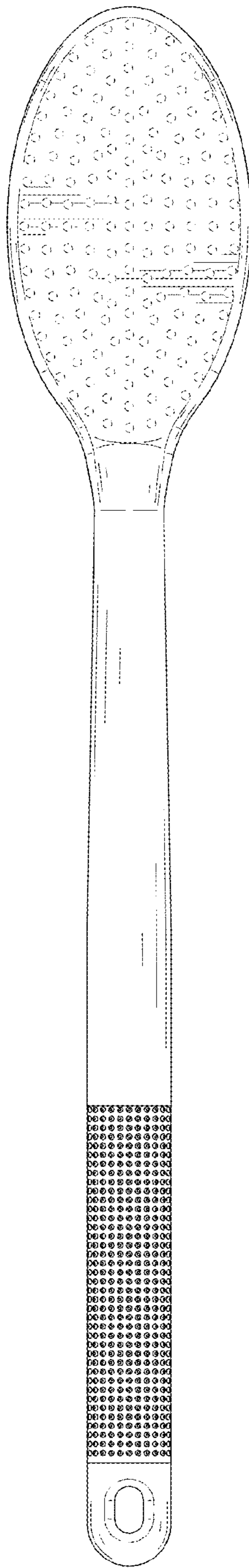


FIG. 3

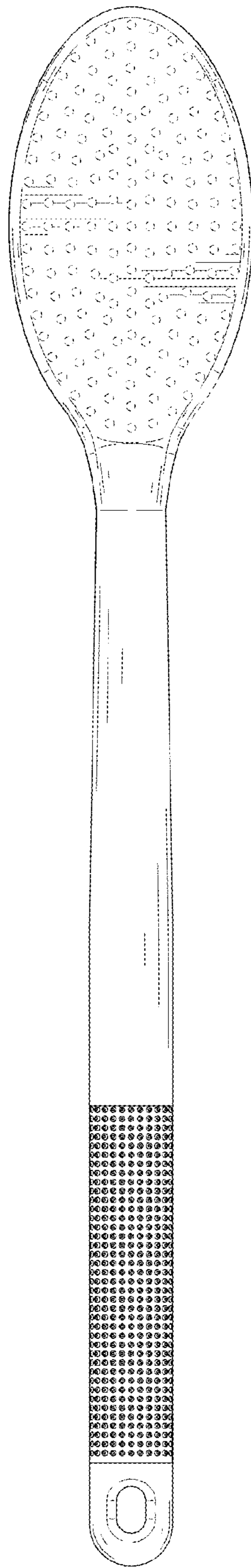


FIG. 4

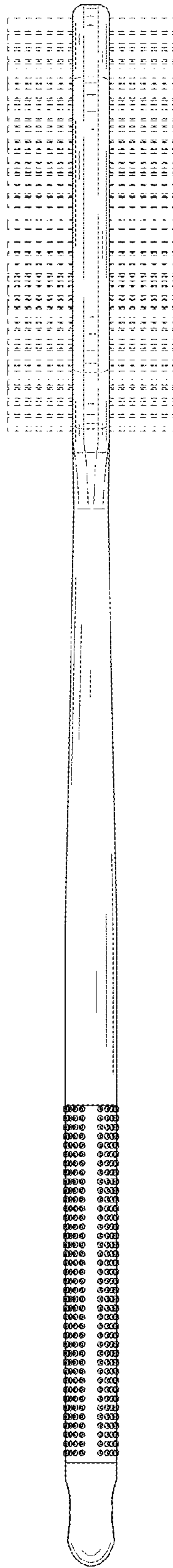


FIG. 5

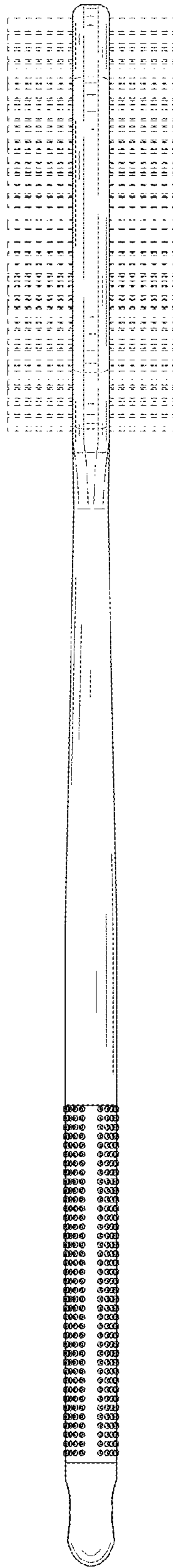


FIG. 6

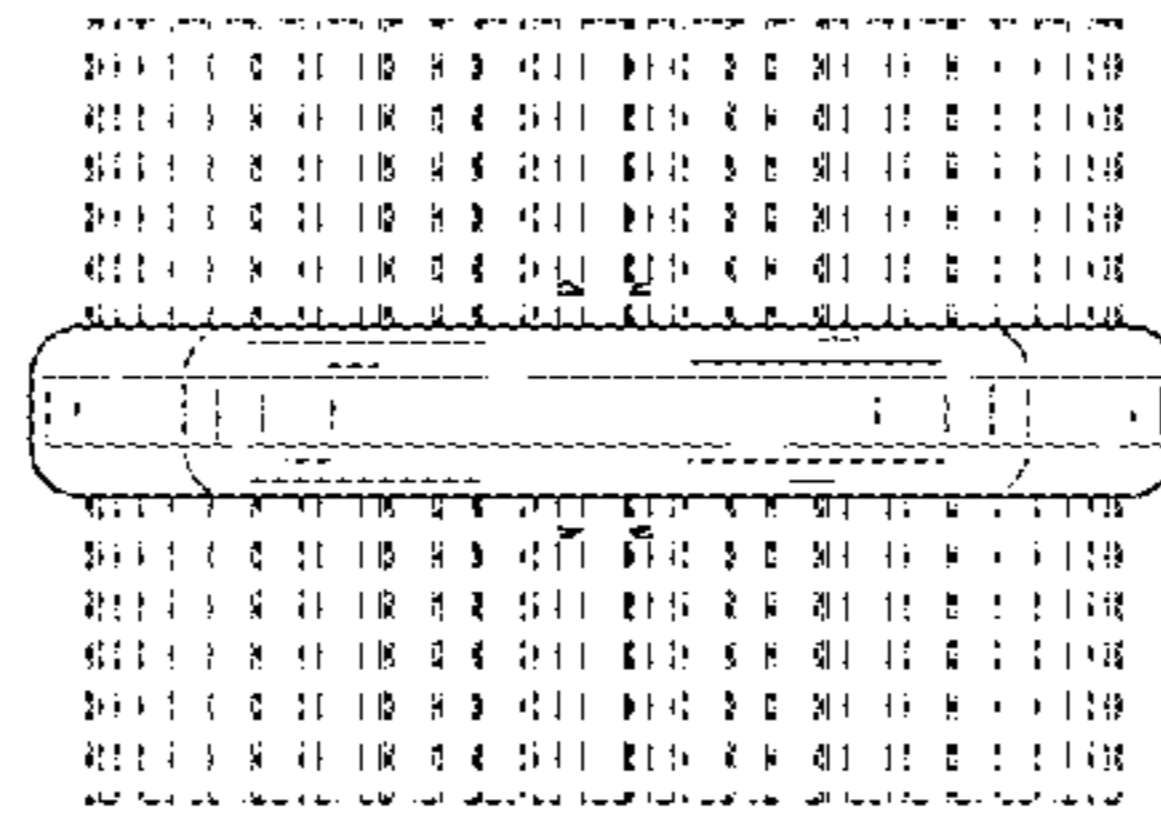


FIG. 7

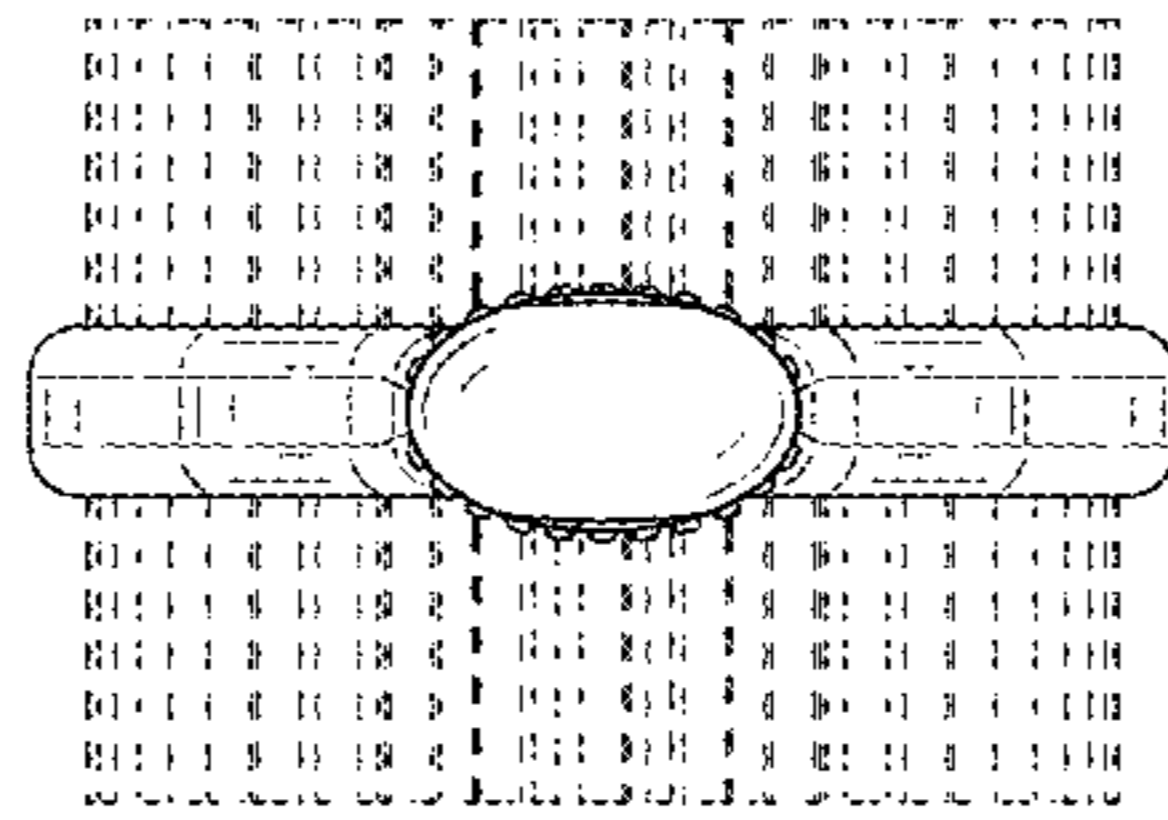


FIG. 8

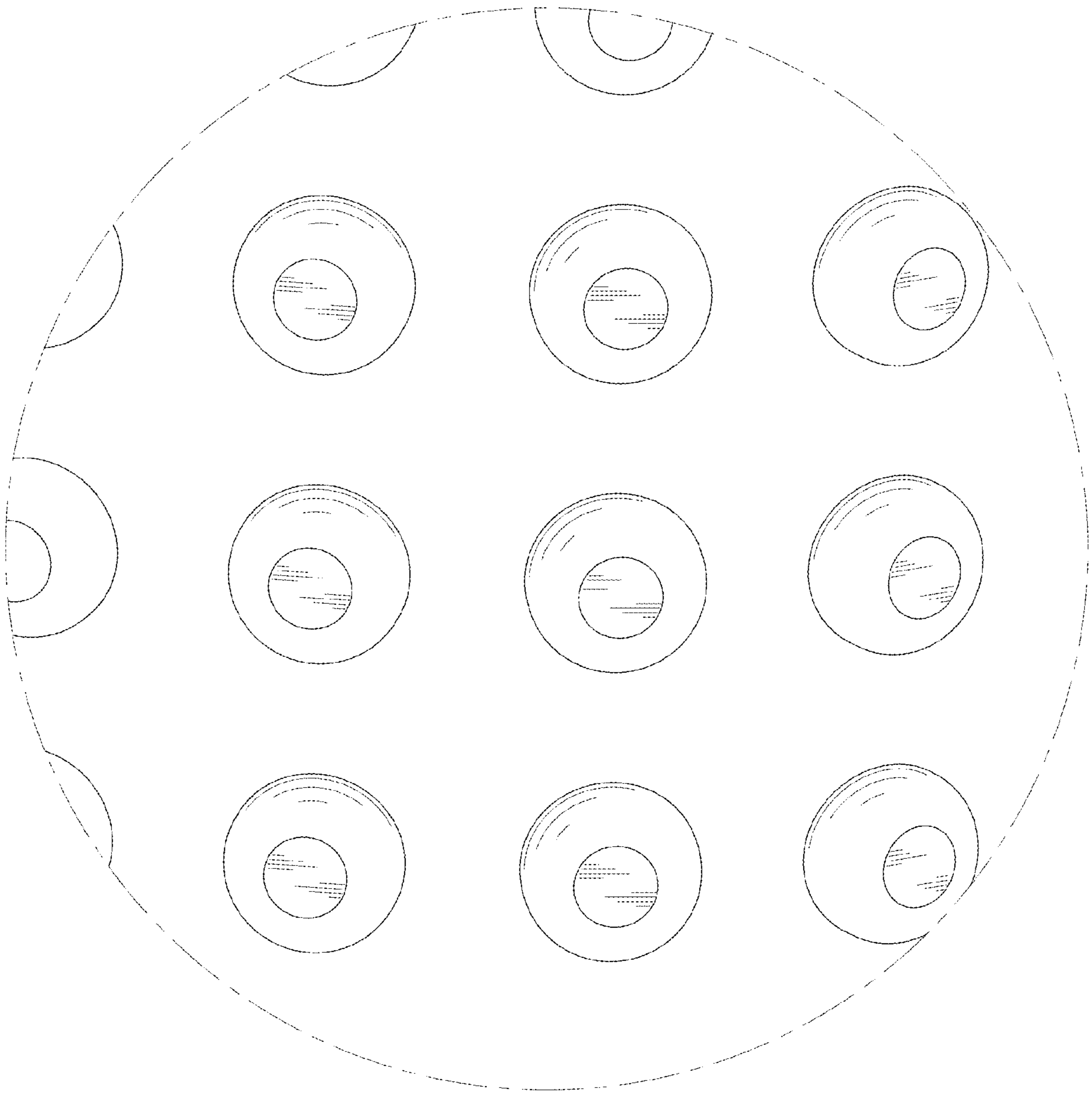


FIG. 9