



US00D965949S

(12) **United States Design Patent**
van der Lecq et al.

(10) **Patent No.:** **US D965,949 S**

(45) **Date of Patent:** **** Oct. 11, 2022**

(54) **FASHION ACCESSORY**

(71) Applicant: **Bucqle B.V.**, Amsterdam (NL)

(72) Inventors: **Daan Dirk Roy van der Lecq**,
Amsterdam (NL); **Alois Jasper Pieter**
Stas, Huizen (NL)

(**) Term: **15 Years**

(21) Appl. No.: **35/511,813**

(22) Filed: **Jan. 4, 2021**

(80) **Hague Agreement Data**

Int. Filing Date: **Jan. 4, 2021**
Int. Reg. No.: **DM/213965**
Int. Reg. Date: **Jan. 4, 2021**
Int. Reg. Pub. Date: **May 7, 2021**

(51) **LOC (13) Cl.** **02-07**

(52) **U.S. Cl.**
USPC **D2/639**

(58) **Field of Classification Search**
USPC **D2/639; D11/200, 205**
See application file for complete search history.

(56) **References Cited**

U.S. PATENT DOCUMENTS

D304,779 S * 11/1989 Raphael D2/639
D355,768 S * 2/1995 Cook D2/639

D373,454 S * 9/1996 Ramirez D2/891
D387,187 S * 12/1997 Connor D2/639
D401,533 S * 11/1998 Anscher D2/639
D417,170 S * 11/1999 Proctor D11/216
D432,290 S * 10/2000 McComb D2/639
D461,746 S * 8/2002 Olson D11/201

* cited by examiner

Primary Examiner — Khawaja Anwar


(57) **CLAIM**

The ornamental design for a fashion accessory, as shown and described.


DESCRIPTION

1. Fashion accessory
FIG. 1.1 is a left-side view of a drawing showing of my new design;
FIG. 1.2 is a front perspective view thereof;
FIG. 1.3 is an elevation perspective view thereof;
FIG. 1.4 is a rear-side view thereof;
FIG. 1.5 is a bottom plan view thereof.
Phantom lining, where utilized, is for illustrative purposes only and is not intended to limit the claimed design to the features shown in phantom.


1 Claim, 5 Drawing Sheets



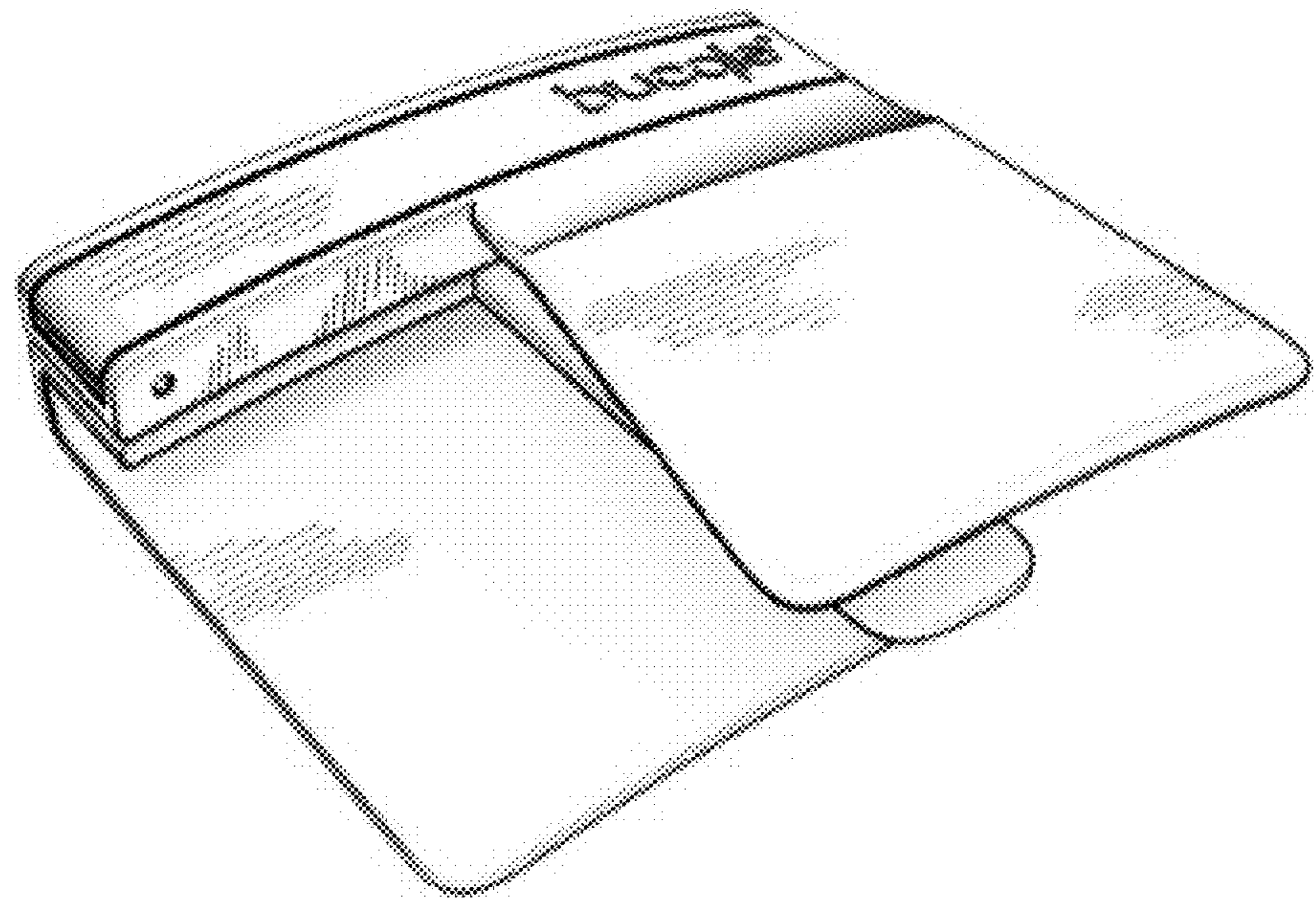
1.1



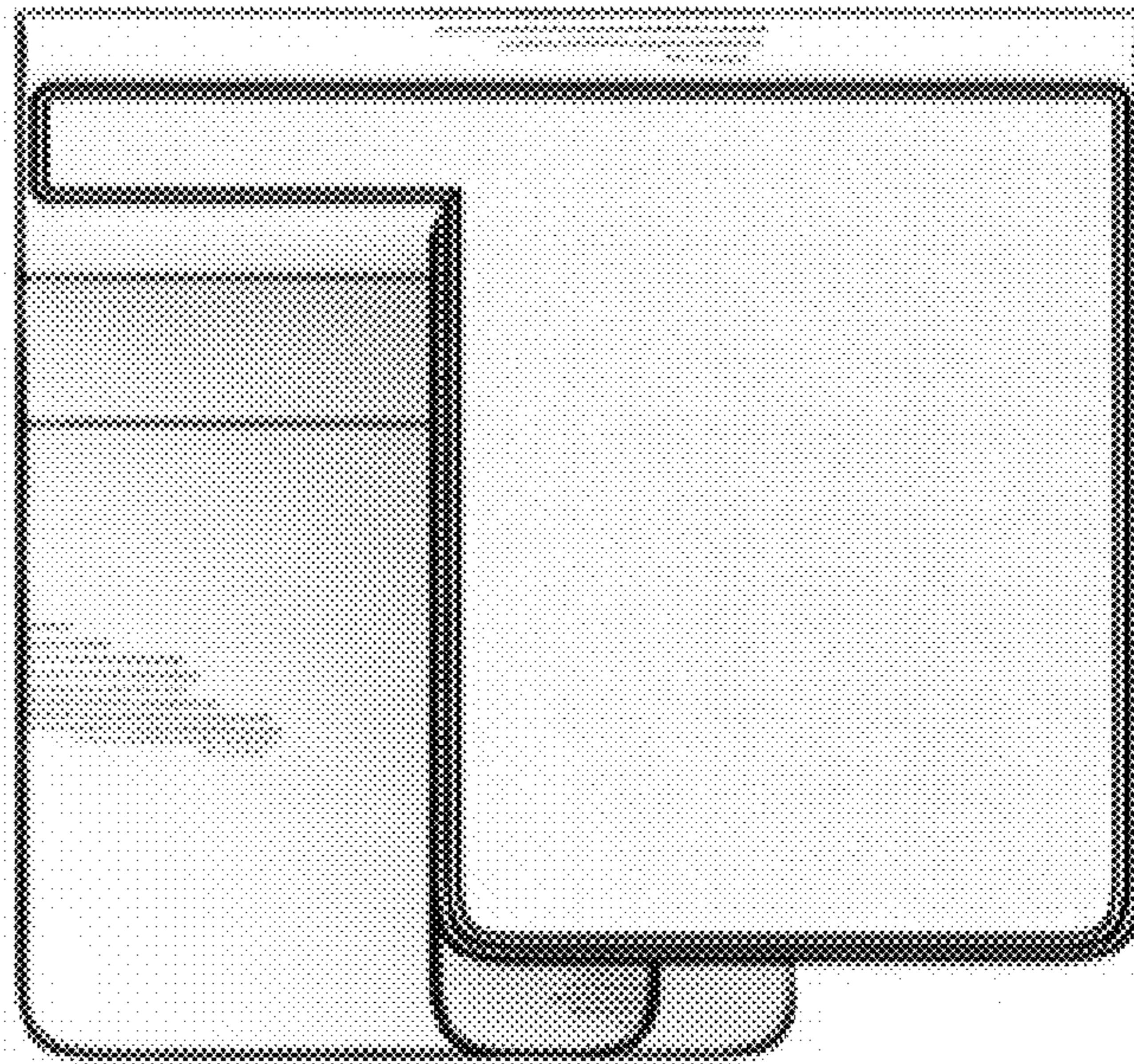
1.2



1.3



1.4



1.5

