



US00D965948S

(12) **United States Design Patent**
Salisbury, Jr.

(10) **Patent No.:** **US D965,948 S**
(45) **Date of Patent:** **** Oct. 11, 2022**

(54) **CONFECTION**

(71) Applicant: **Mars Incorporated**, McLean, VA (US)

(72) Inventor: **Gifford Salisbury, Jr.**, Long Valley, NJ (US)

(73) Assignee: **Mars, Incorporated**, McLean, VA (US)

(**) Term: **15 Years**

(21) Appl. No.: **29/792,515**

(22) Filed: **Apr. 4, 2022**

Related U.S. Application Data

(62) Division of application No. 29/778,220, filed on Apr. 12, 2021, now Pat. No. Des. 947,491, which is a division of application No. 29/696,508, filed on Jun. 28, 2019, now Pat. No. Des. 915,733.

(51) **LOC (13) Cl.** **01-01**

(52) **U.S. Cl.**

USPC **D1/127; D1/121**

(58) **Field of Classification Search**

USPC D1/100–130, 199; 426/104, 115, 121, 426/129, 130, 144, 273, 274, 303, 414, 426/517, 518, 803; D21/386; D25/105, D25/111, 113, 122, 123, 138; D24/101–104; D28/8.1; D5/53; D23/366

CPC A21D 13/0025; A21D 13/0029; A21D 13/0074; A21D 13/0022; A21D 13/0006; A23K 1/1826; A23G 3/343

See application file for complete search history.

(56) **References Cited**

U.S. PATENT DOCUMENTS

D59,760 S 11/1921 Masconi
D209,881 S 1/1968 Vanderhyde

D310,440 S 9/1990 Puglisi et al.
D314,855 S 2/1991 Puglisi et al.
D396,336 S 7/1998 Waggoner
D396,337 S 7/1998 Waggoner
D417,766 S * 12/1999 Sherman D1/127
D515,774 S 2/2006 Martin et al.
D565,827 S * 4/2008 Brooking D1/127
D578,730 S 10/2008 Cowen-Hughes et al.
D589,676 S * 4/2009 Wilson D1/125
D591,927 S 5/2009 Wilson et al.
D592,376 S * 5/2009 Wilson D1/127

(Continued)

Primary Examiner — Katie Jane Stofko

(74) *Attorney, Agent, or Firm* — Fish & Richardson P.C.

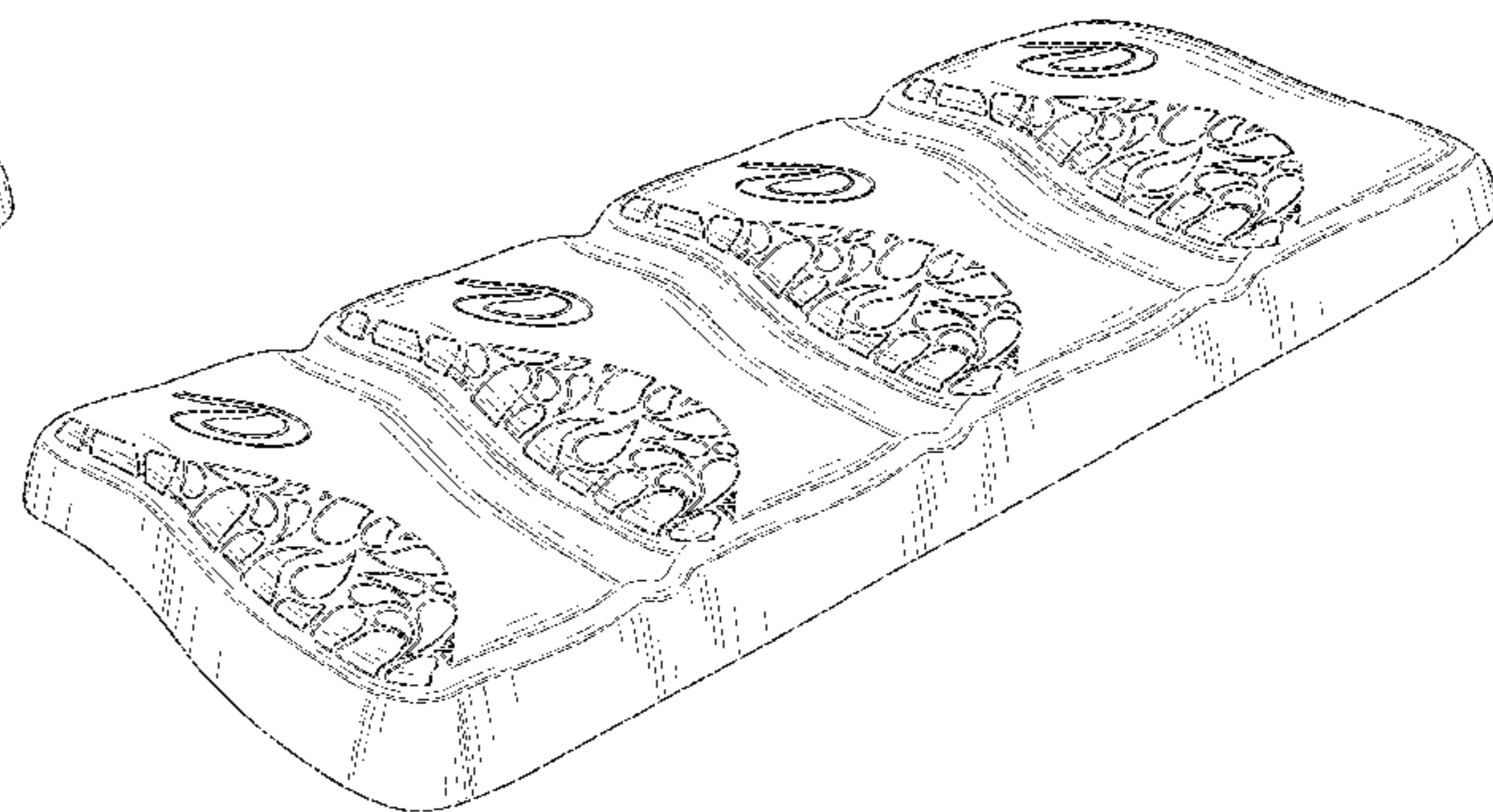
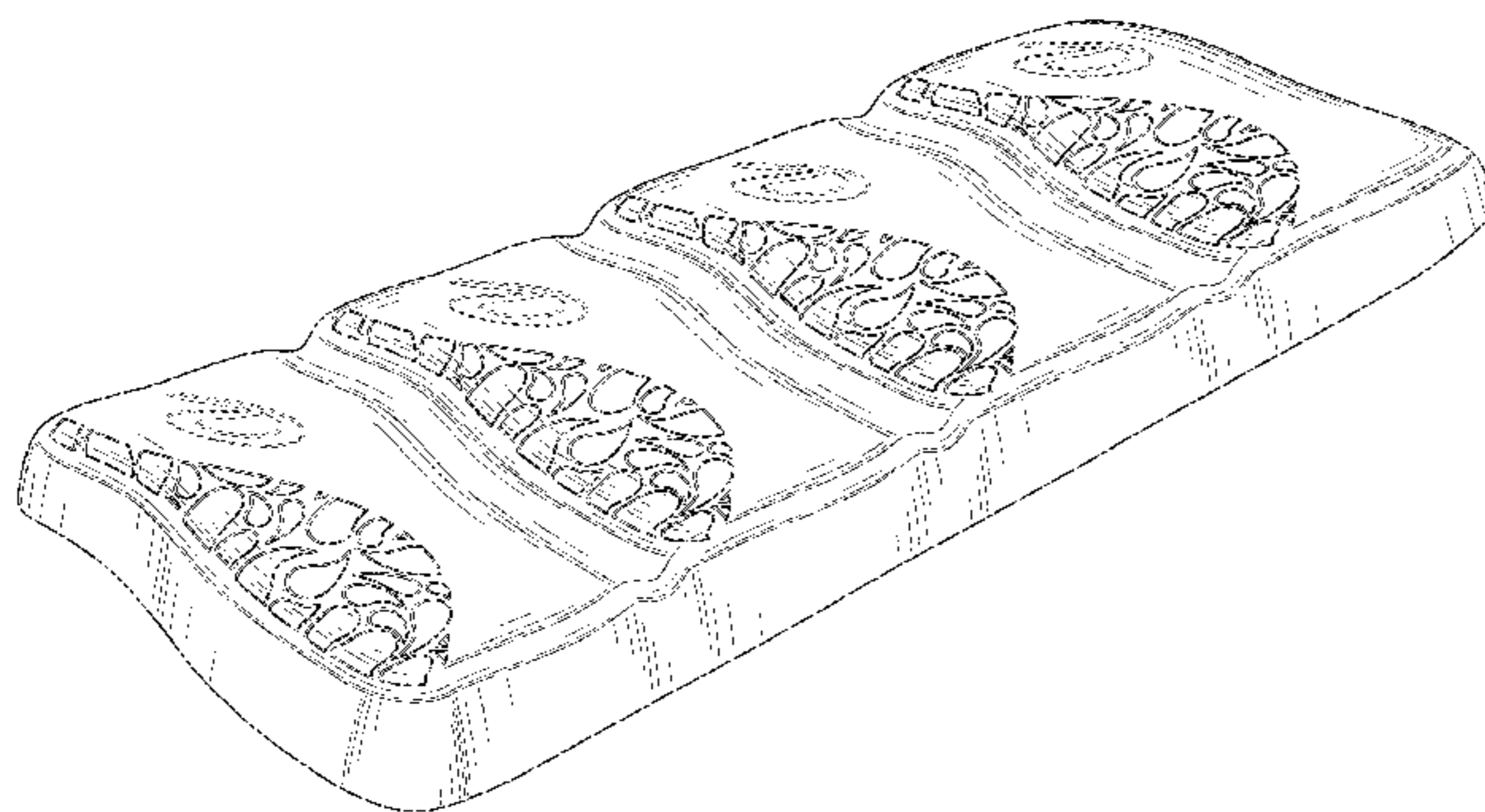
(57) **CLAIM**

The ornamental design for a confection, as shown and described.

DESCRIPTION

FIG. 1 is a front, top and right side perspective view of a first embodiment of a confection of the present invention;
FIG. 2 is a front elevation view thereof;
FIG. 3 is a rear elevation view thereof;
FIG. 4 is a right side elevation view thereof;
FIG. 5 is a left side elevation view thereof;
FIG. 6 is a top plan view thereof;
FIG. 7 is a bottom plan view thereof;
FIG. 8 is a front, top and right side perspective view of a second embodiment of a confection of the present invention;
FIG. 9 is a front elevation view thereof;
FIG. 10 is a rear elevation view thereof;
FIG. 11 is a right side elevation view thereof;
FIG. 12 is a left side elevation view thereof;
FIG. 13 is a top plan view thereof; and,
FIG. 14 is a bottom plan view thereof.
The broken lines shown in FIGS. 1, 3, 5 and 6 illustrate portions of the confection that form no part of the claimed design.

1 Claim, 8 Drawing Sheets



(56)

References Cited

U.S. PATENT DOCUMENTS

D592,377 S	5/2009	Lee	
D596,827 S	7/2009	Wilson et al.	
D602,226 S	10/2009	Hajek	
D613,476 S	4/2010	Lee	
D619,776 S *	7/2010	Wilson	D1/121
D622,930 S	9/2010	Krumholz et al.	
D634,509 S	3/2011	Greer et al.	
D707,421 S	6/2014	Tan	
D708,419 S *	7/2014	Fischbach	D1/121
D712,616 S	9/2014	Moore et al.	
D715,020 S *	10/2014	Moore	D1/121
D752,843 S *	4/2016	Krumholz	D1/127
D787,196 S	5/2017	Treeby et al.	
D794,900 S *	8/2017	Vadeboncoeur	D1/107
D833,707 S	11/2018	Colquhoun et al.	
D901,129 S	11/2020	Hodges et al.	
D915,733 S *	4/2021	Salisbury, Jr.	D1/127
D925,164 S *	7/2021	Gilmour	D1/127
D947,491 S *	4/2022	Salisbury, Jr.	D1/127
2014/0255559 A1 *	9/2014	Storah	A23G 3/545 426/660

* cited by examiner

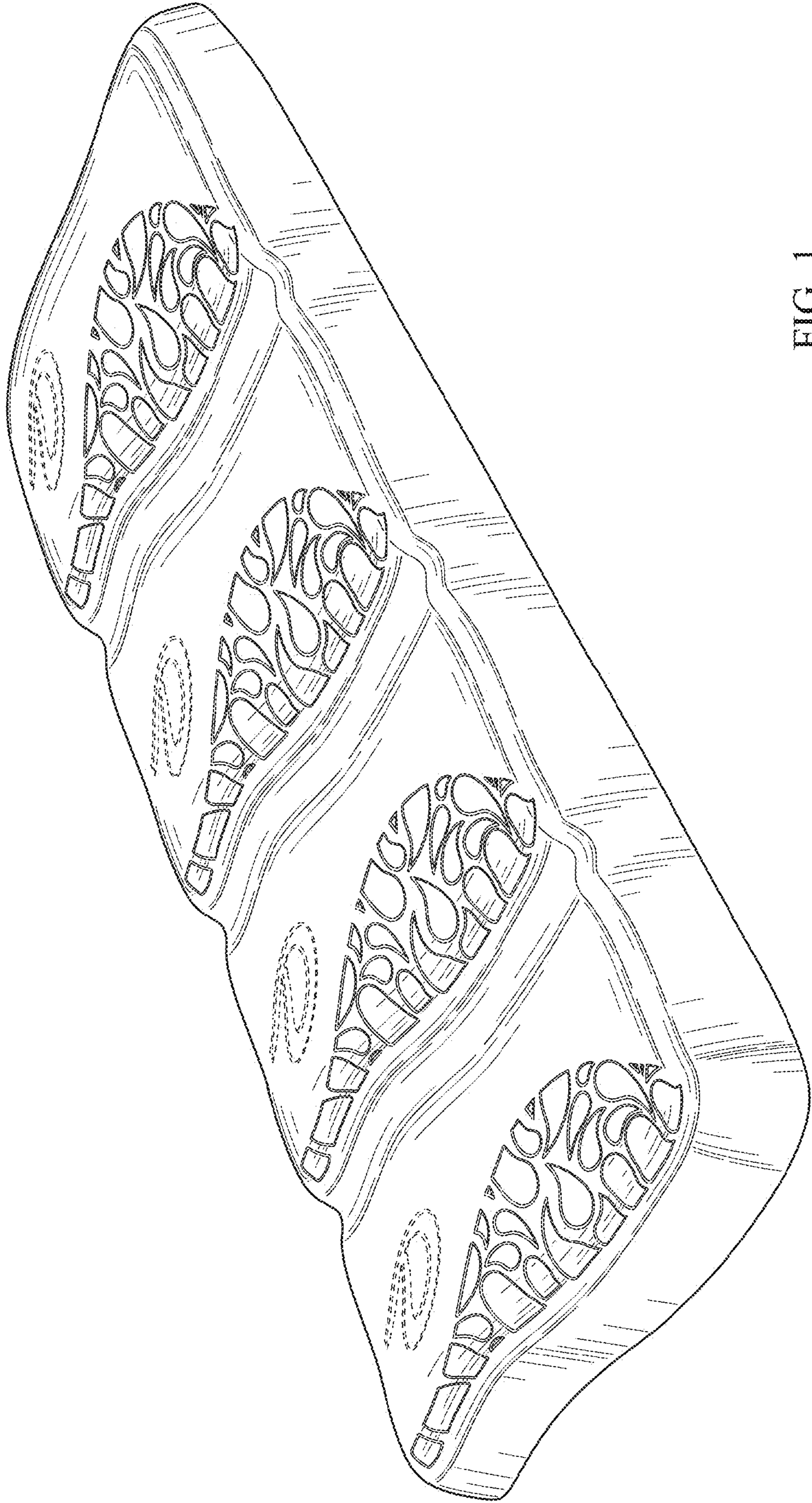


FIG. 1




FIG. 2




FIG. 3

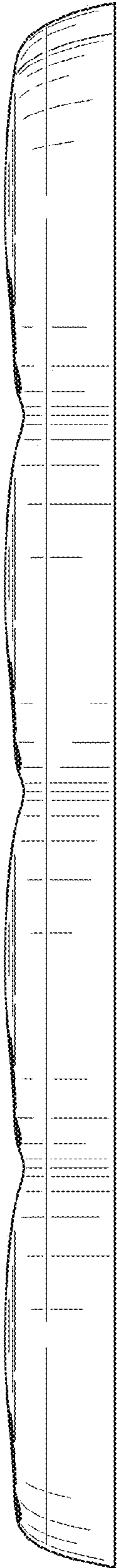


FIG. 4

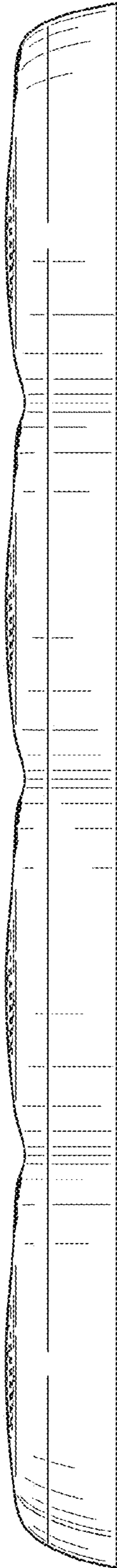


FIG. 5

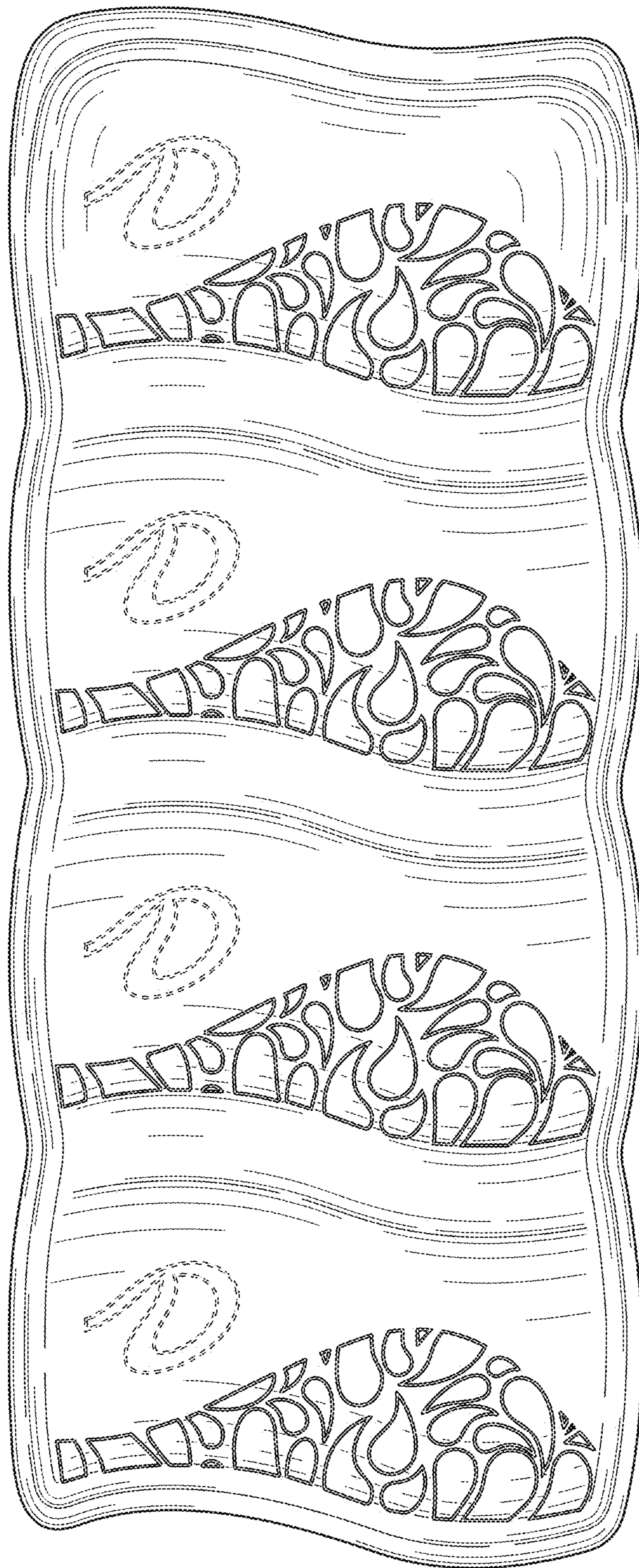


FIG. 6




FIG. 7

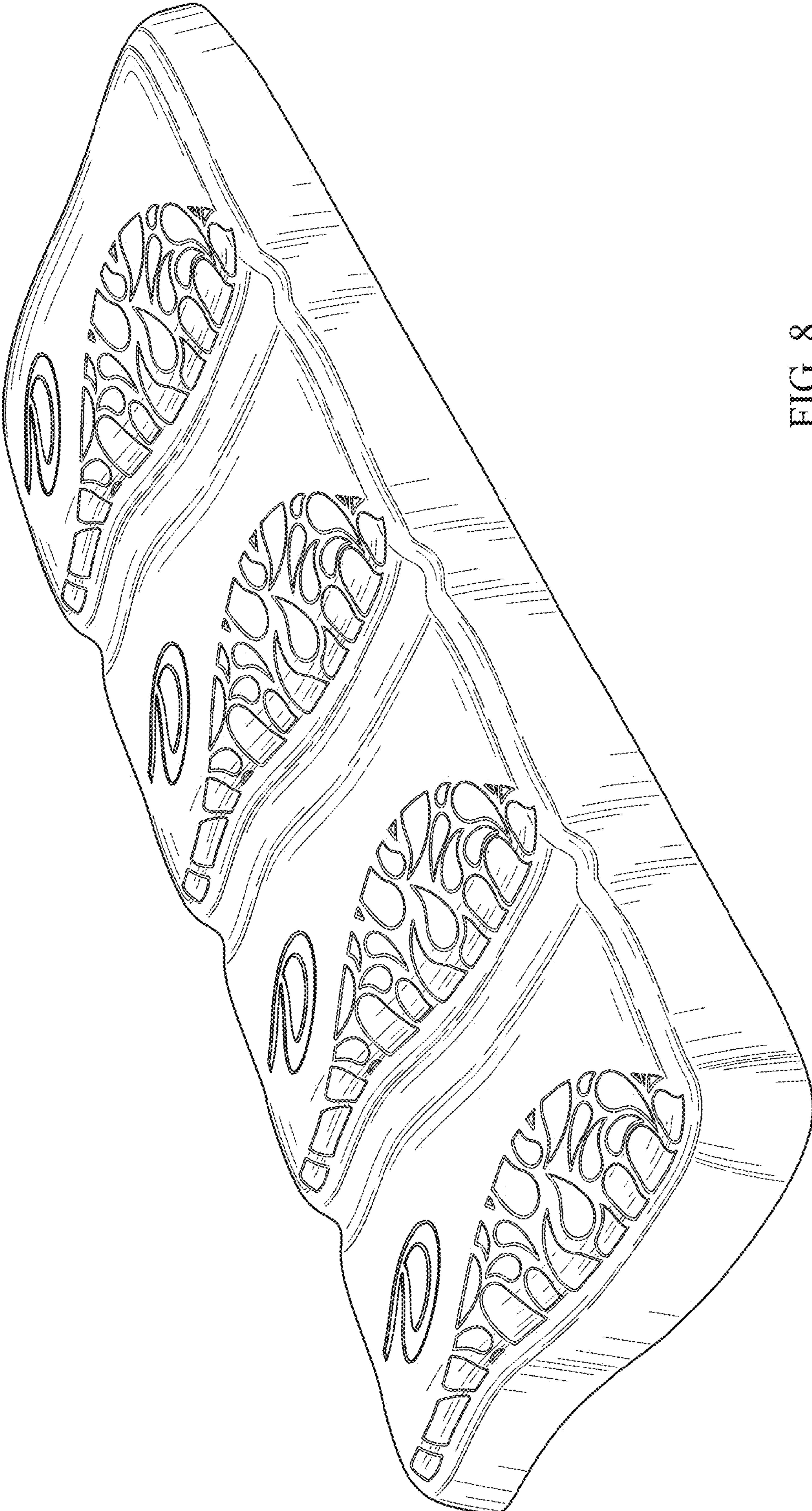


FIG. 8




FIG. 9

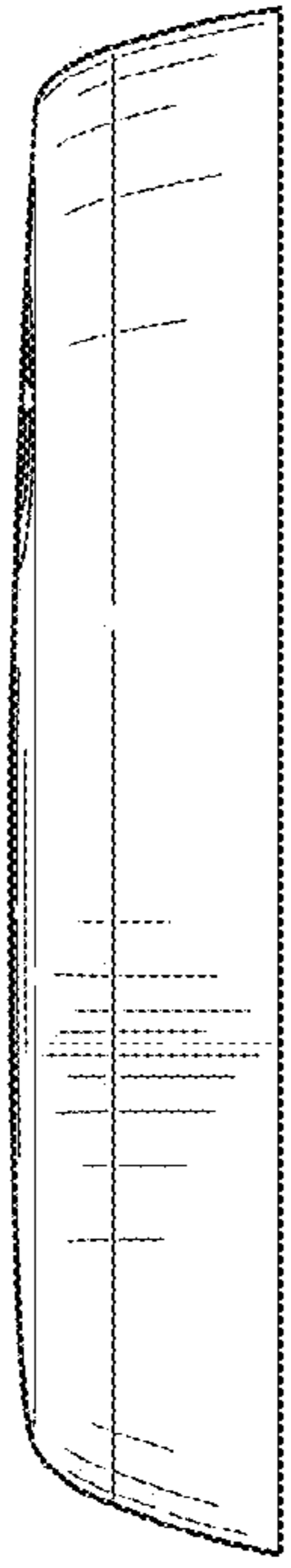


FIG. 10

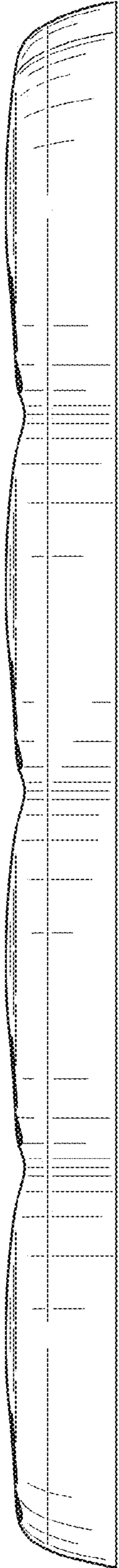


FIG. 11

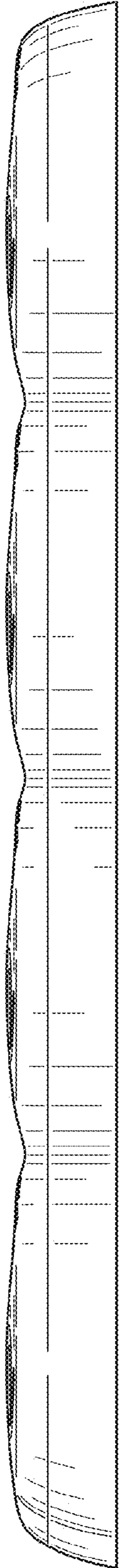


FIG. 12

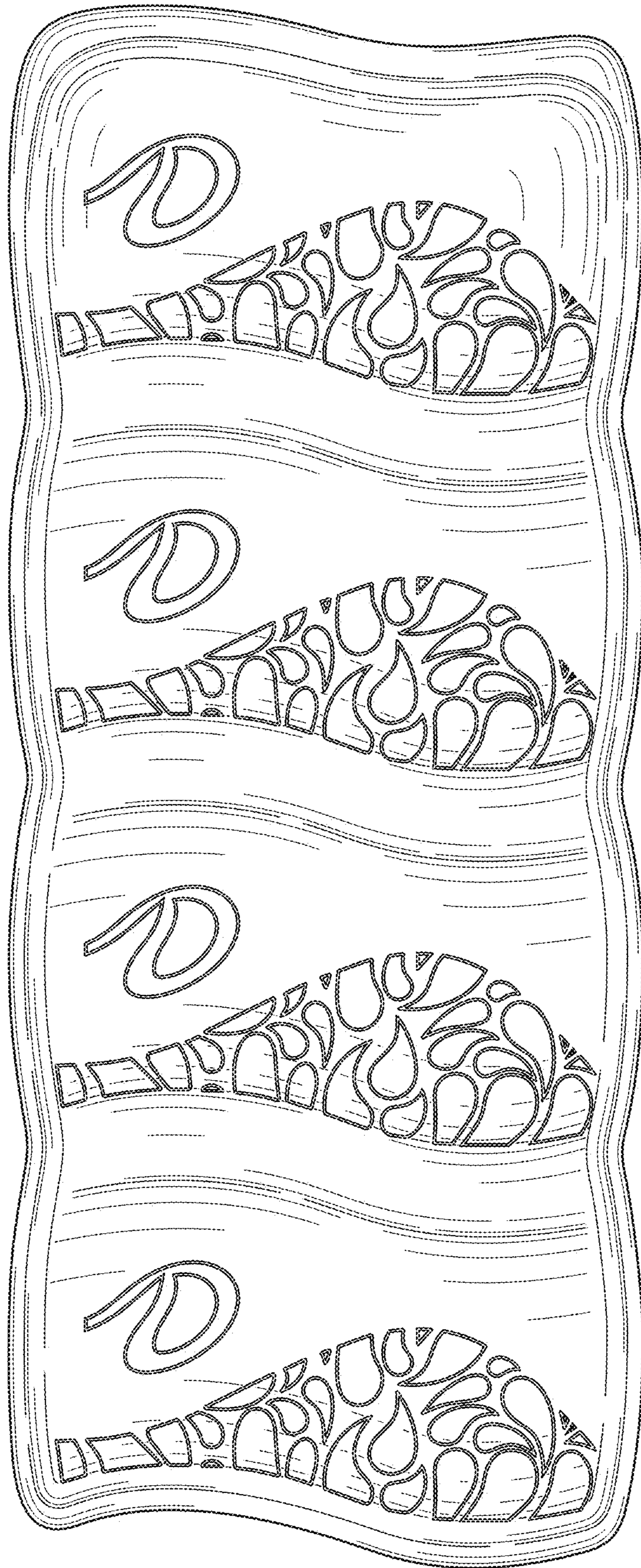


FIG. 13




FIG. 14