



US00D965935S

(12) **United States Design Patent** (10) **Patent No.:** **US D965,935 S**
Thyson (45) **Date of Patent:** **** Oct. 4, 2022**

(54) **MOP HEAD**

FOREIGN PATENT DOCUMENTS

(71) Applicant: **Carl Freudenberg KG**, Weinheim (DE)

EM 0016188360-0001 * 10/2009
IN 302103-0001 * 8/2017

(72) Inventor: **Diana Thyson**, Bad Duerkheim (DE)

OTHER PUBLICATIONS

(73) Assignee: **CARL FREUDENBERG KG**, Weinheim (DE)

U.S. Appl. No. 29/723,942, filed Feb. 12, 2020.

(**) Term: **15 Years**

* cited by examiner

(21) Appl. No.: **29/723,938**

Primary Examiner — John R Yeh

(22) Filed: **Feb. 12, 2020**

(74) *Attorney, Agent, or Firm* — Leydig, Voit & Mayer, Ltd.

(30) **Foreign Application Priority Data**

(57) **CLAIM**

Aug. 14, 2019 (EM) 006717153

The ornamental design for a mop head, as shown and described.

(51) **LOC (13) Cl.** **07-05**

(52) **U.S. Cl.**
USPC **D32/50**

(58) **Field of Classification Search**
USPC D32/40-43, 45, 50-52; D6/606
CPC A61B 6/501; A63H 33/305
See application file for complete search history.

DESCRIPTION

(56) **References Cited**

U.S. PATENT DOCUMENTS

D325,454 S *	4/1992	Schmidt	D32/51
D365,181 S *	12/1995	Gray	D32/50
D770,119 S *	10/2016	Troger	D32/50
D770,714 S *	11/2016	Troger	D32/50
D773,767 S *	12/2016	Troger	D32/50
D773,768 S *	12/2016	Troger	D32/50
D782,141 S *	3/2017	Troger	D32/50
D782,142 S *	3/2017	Troger	D32/50
D838,423 S *	1/2019	Troger	D32/50
D861,273 S *	9/2019	Thyson	D32/50
D884,299 S *	5/2020	Thyson	D32/50
D905,365 S *	12/2020	Thyson	D32/50

The file of this patent contains at least one drawing/photograph executed in color. Copies of this patent with color drawing(s)/photograph(s) will be provided by the Office upon request and payment of the necessary fee.

FIG. 1 is a top-front-right perspective view of a mop head showing my new design;

FIG. 2 is a top view thereof;

FIG. 3 is a bottom view thereof;

FIG. 4 is a front view thereof;

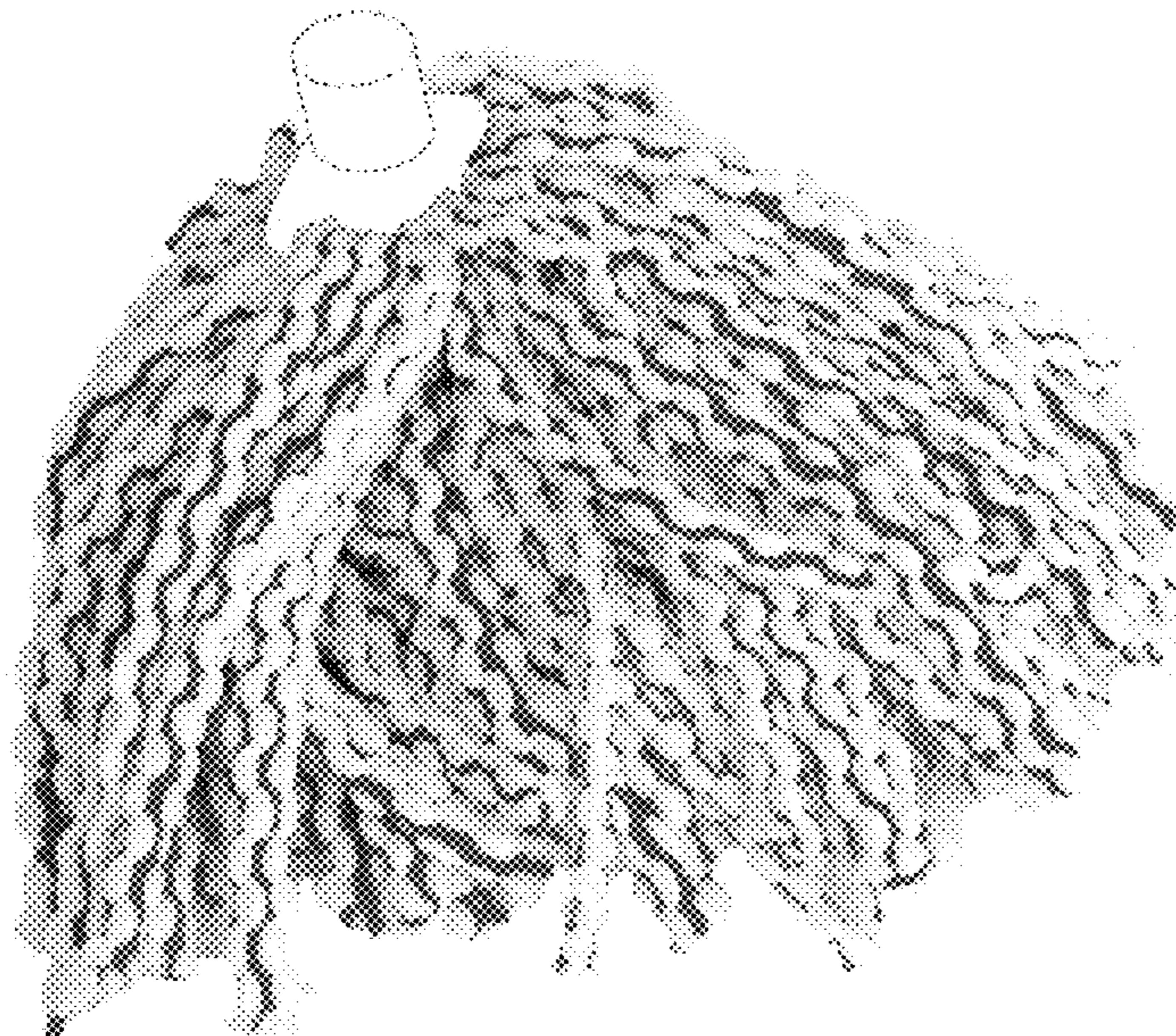
FIG. 5 is a back view thereof;

FIG. 6 is a left view thereof; and,

FIG. 7 is a right view thereof.

The broken lines in the drawings illustrate portions of the mop head which form no part of the claimed design.

1 Claim, 7 Drawing Sheets
(7 of 7 Drawing Sheet(s) Filed in Color)






FIG. 1




FIG. 2

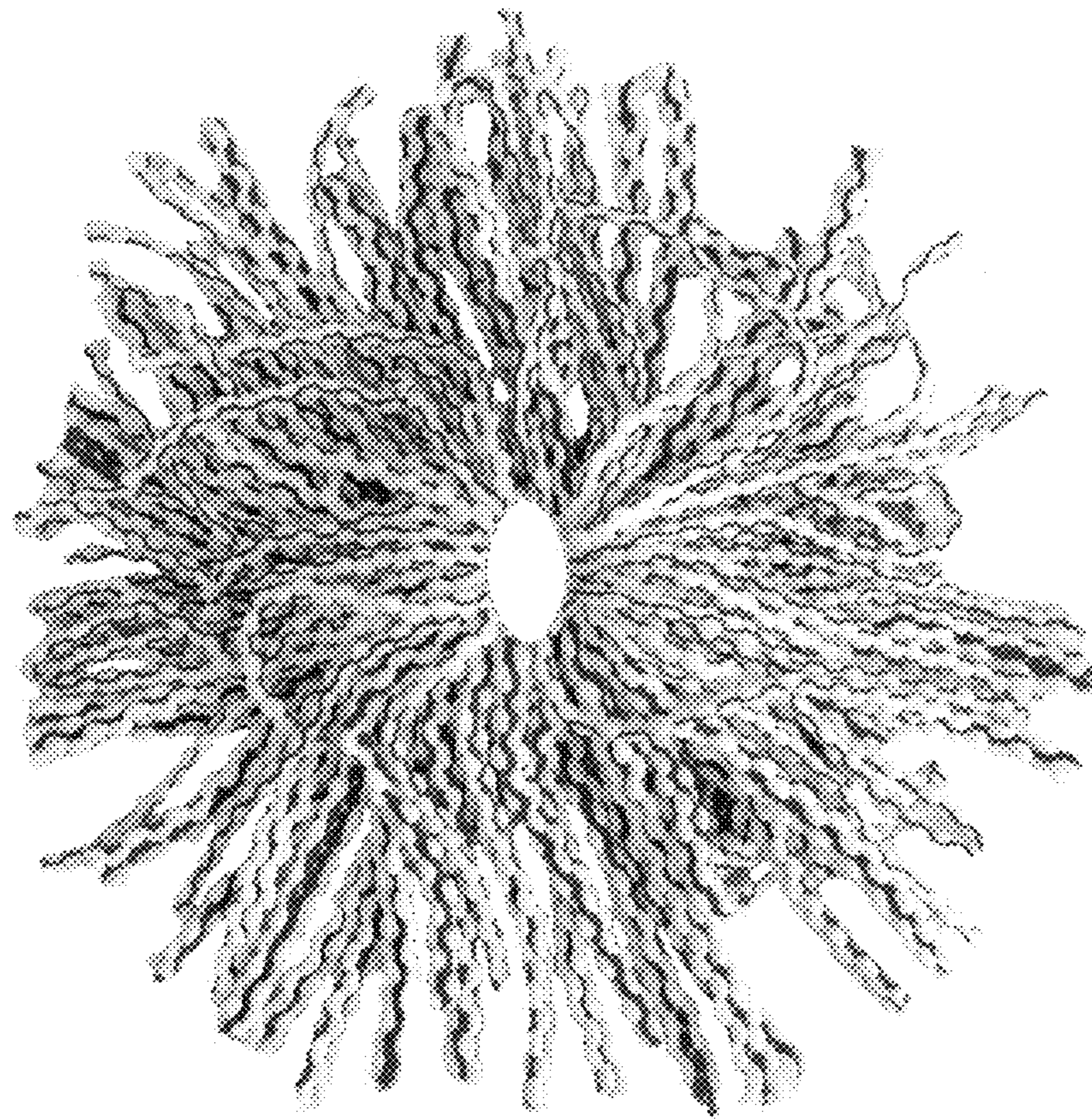


FIG. 3

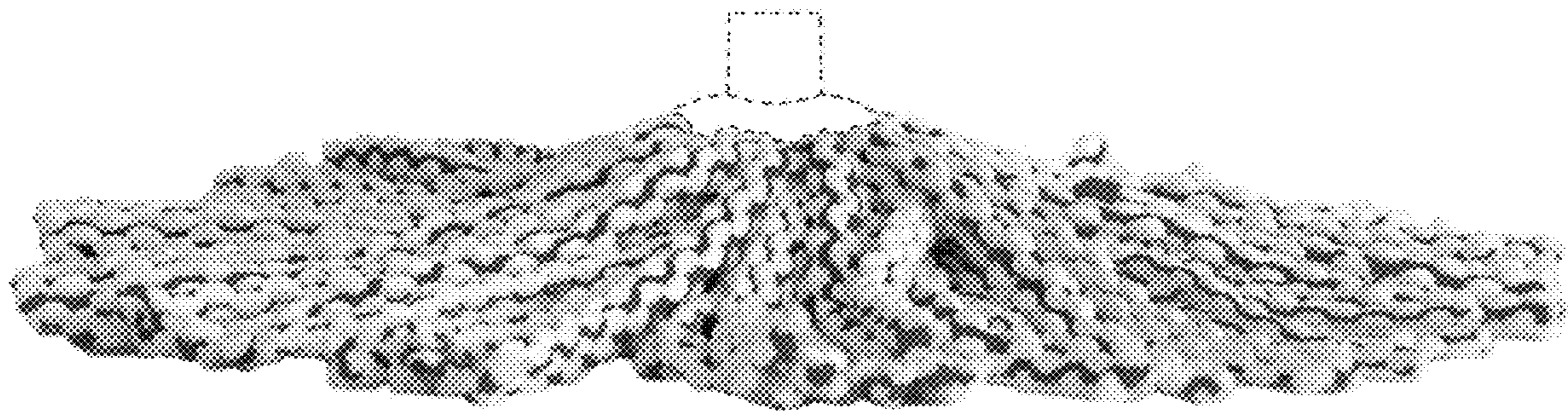


FIG. 4

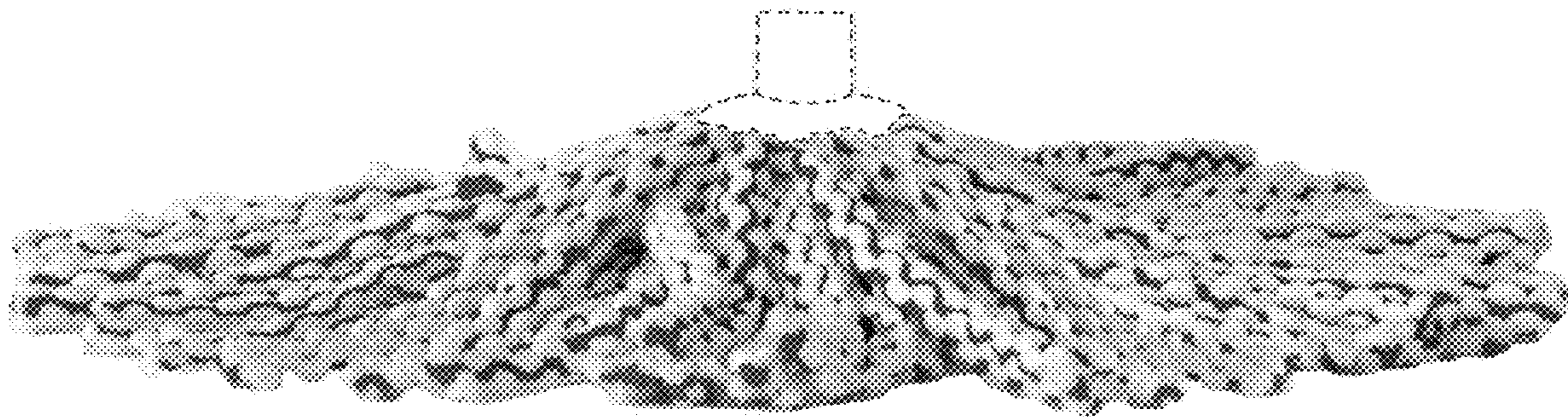


FIG. 5




FIG. 6




FIG. 7