



US00D965928S

(12) **United States Design Patent** (10) **Patent No.:** **US D965,928 S**
Thatcher (45) **Date of Patent:** **** Oct. 4, 2022**

- (54) **MOPPING MACHINE**
- (71) Applicant: **David K. Thatcher**, Logan, UT (US)
- (72) Inventor: **David K. Thatcher**, Logan, UT (US)
- (**) Term: **15 Years**
- (21) Appl. No.: **29/808,557**
- (22) Filed: **Sep. 21, 2021**

D593,717 S	6/2009	Vernazza	D32/16
D642,343 S	7/2011	Darnrnkoehler	D32/16
D659,308 S	5/2012	Darnrnkoehler	D32/16
D661,853 S	6/2012	Darnrnkoehler	D32/16
D693,071 S	11/2013	Darnrnkoehler	D32/16
D694,969 S	12/2013	Darnrnkoehler	D32/16
D712,102 S *	8/2014	Hill	D32/22
D712,605 S *	9/2014	Dammkoehler	D32/21
D720,900 S *	1/2015	Hickmott	D32/21
D726,978 S *	4/2015	Tomasiak	D32/21
D734,573 S *	7/2015	Darnrnkoehler	D32/16
D737,005 S	8/2015	Darnrnkoehler	D32/16
D781,010 S *	3/2017	Meyer	D32/16
D781,511 S *	3/2017	Meyer	D32/16
D794,881 S *	8/2017	Bisson	D32/22
D835,369 S *	12/2018	Thakur	D32/15

(Continued)

Related U.S. Application Data

- (63) Continuation-in-part of application No. 29/756,347, filed on Oct. 27, 2020, which is a continuation-in-part of application No. 29/646,111, filed on May 1, 2018, now Pat. No. Des. 904,705.
- (51) **LOC (13) Cl.** **15-05**
- (52) **U.S. Cl.**
USPC **D32/16**
- (58) **Field of Classification Search**
USPC D32/4, 15, 16, 21-23, 31, 34
CPC A47L 7/0004; A47L 7/0023; A47L 7/009;
A47L 11/4036; A47L 11/4041; A47L
11/30; A47L 11/4038; A47L 11/4016
See application file for complete search history.

FOREIGN PATENT DOCUMENTS

CN	112120604 A *	12/2020	A47L 11/24
WO	WO-9409691 A1 *	5/1994	A47L 11/30

Primary Examiner — Kevin K Rudzinski
Assistant Examiner — Richard E Yenchesky
 (74) *Attorney, Agent, or Firm* — Michael R. Schramm

(57) **CLAIM**

The ornamental design for a mopping machine, as shown and described.

(56) **References Cited**

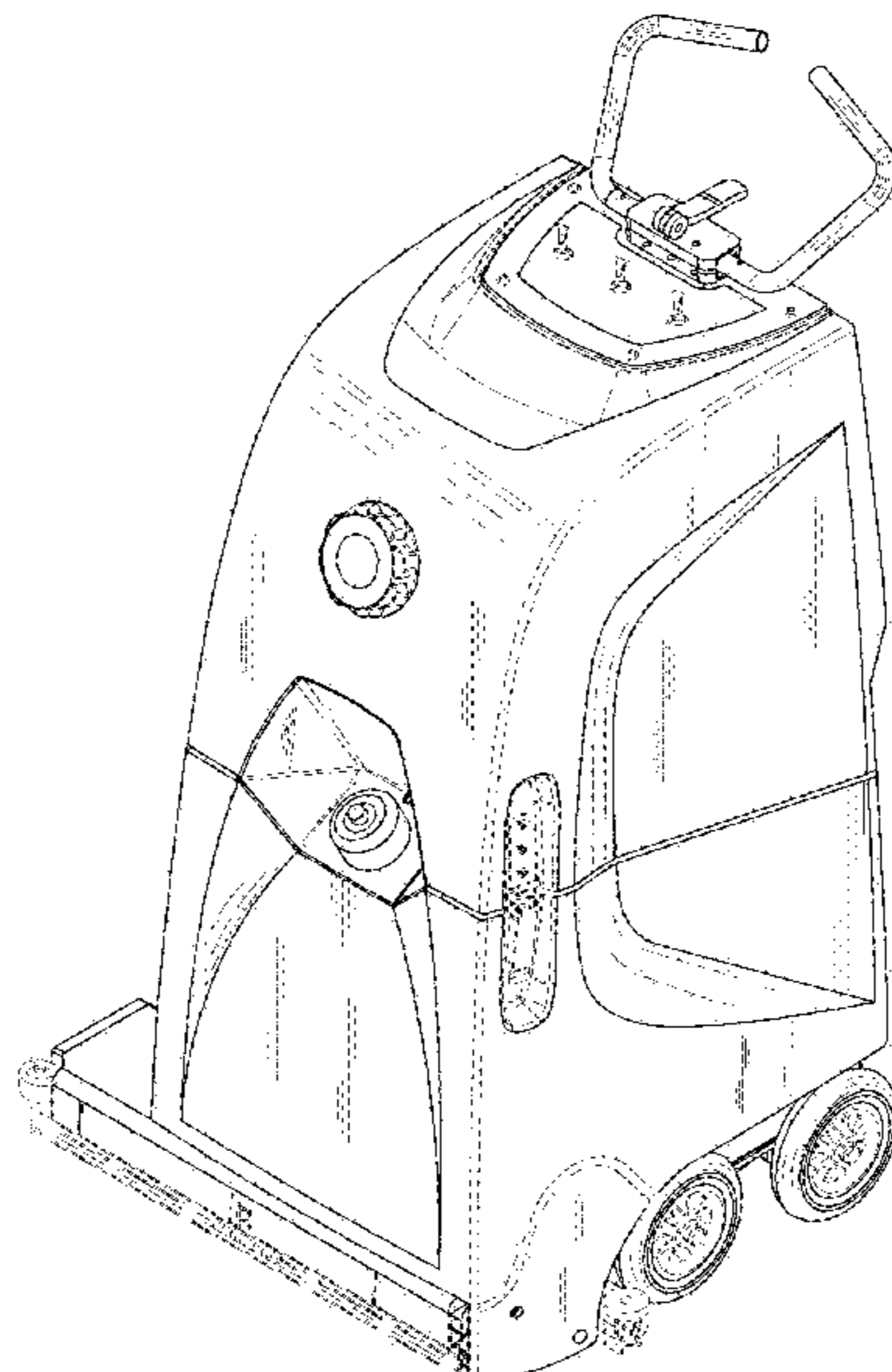
U.S. PATENT DOCUMENTS

4,380,844 A	4/1983	Waldhauser	15/320
D274,380 S *	6/1984	Palmer	D32/16
D276,472 S *	11/1984	Harrison	D32/4
D290,054 S	5/1987	Block	D32/15
D298,479 S *	11/1988	Jacobs	D32/16
D337,185 S *	7/1993	Wulff	D32/22
5,455,982 A *	10/1995	Armstrong	A47L 11/4058 15/328
D404,859 S *	1/1999	Dziersk	D32/22
6,276,613 B1 *	8/2001	Kramer	B01F 25/45241 134/102.2
D565,269 S *	3/2008	Tomasiak	D34/12

DESCRIPTION

FIG. 1 is a top, front and side trimetric view of the mopping machine showing my new design;
 FIG. 2 is a front view thereof;
 FIG. 3 is a right side view thereof;
 FIG. 4 is a left side view thereof; and,
 FIG. 5 is a top view thereof.
 The “dashed” broken lines represent the environment in which the article resides and forms no part of the claimed design.

1 Claim, 5 Drawing Sheets



(56)

References Cited

U.S. PATENT DOCUMENTS

10,610,076	B2 *	4/2020	Chavana, Jr.	A47L 11/408
D903,960	S *	12/2020	Yang	D32/15
D904,705	S *	12/2020	Thatcher	D32/15
D933,913	S *	10/2021	Kitagawa	D32/21
2005/0081319	A1	4/2005	Legatt	15/320
2005/0091783	A1	5/2005	Sepke	15/320
2006/0185113	A1	8/2006	Kloeppe	15/320
2008/0104792	A1	5/2008	Coccapani	15/320
2011/0030163	A1	2/2011	Tucker	15/320
2011/0132402	A1	6/2011	Ickes, III	134/18
2012/0137464	A1	6/2012	Thatcher et al.	15/320
2012/0151696	A1 *	6/2012	Hamblin	A47L 11/4069 15/4
2012/0317746	A1	12/2012	Hill	15/320
2013/0047353	A1	2/2013	Windreisser	15/3
2014/0026336	A1	1/2014	Maurer	15/3
2014/0144467	A1	5/2014	Merz	134/6
2016/0073845	A1	3/2016	Walz	134/18
2016/0278598	A1	9/2016	Werner	

* cited by examiner

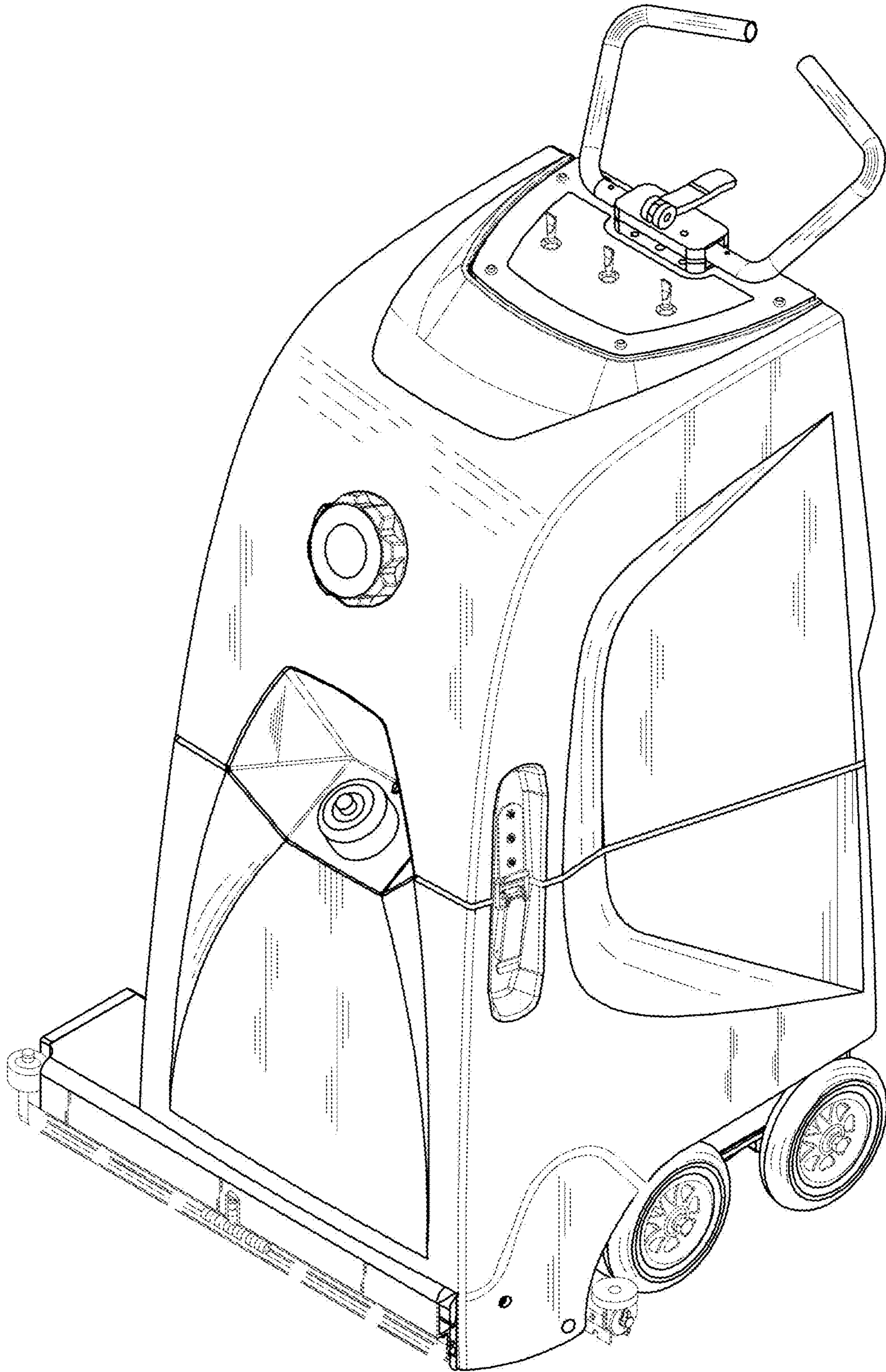


FIG. 1

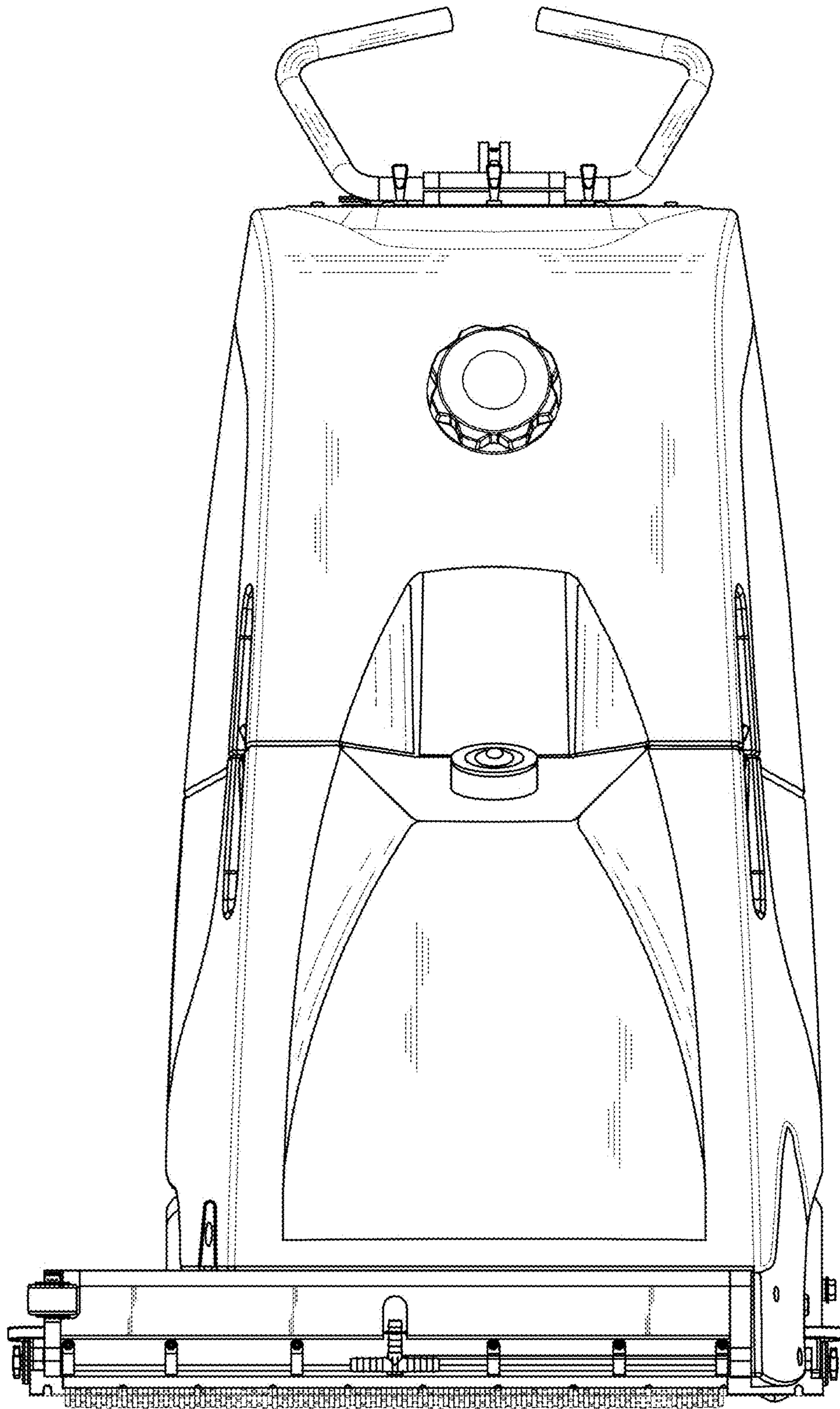


FIG. 2

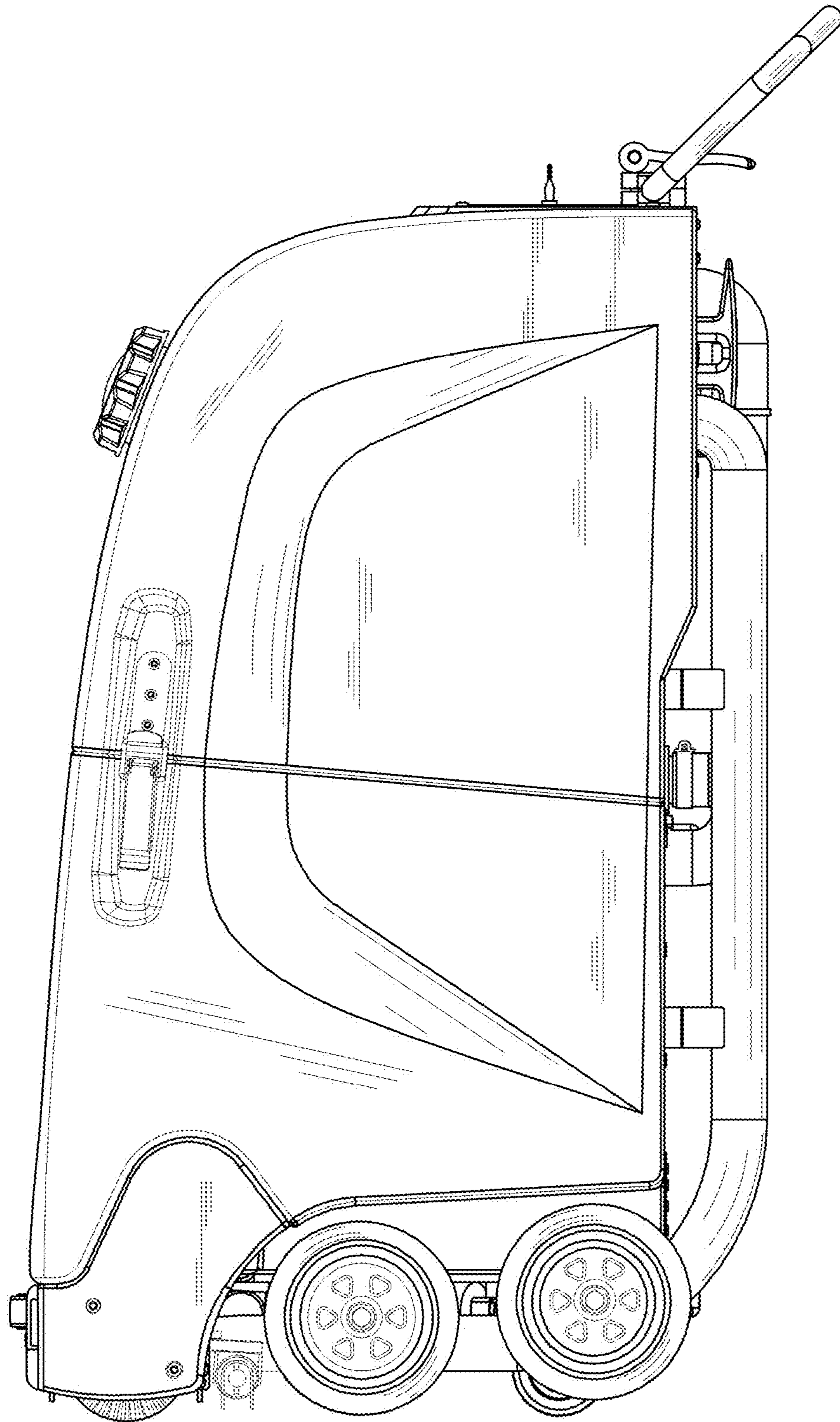


FIG. 3

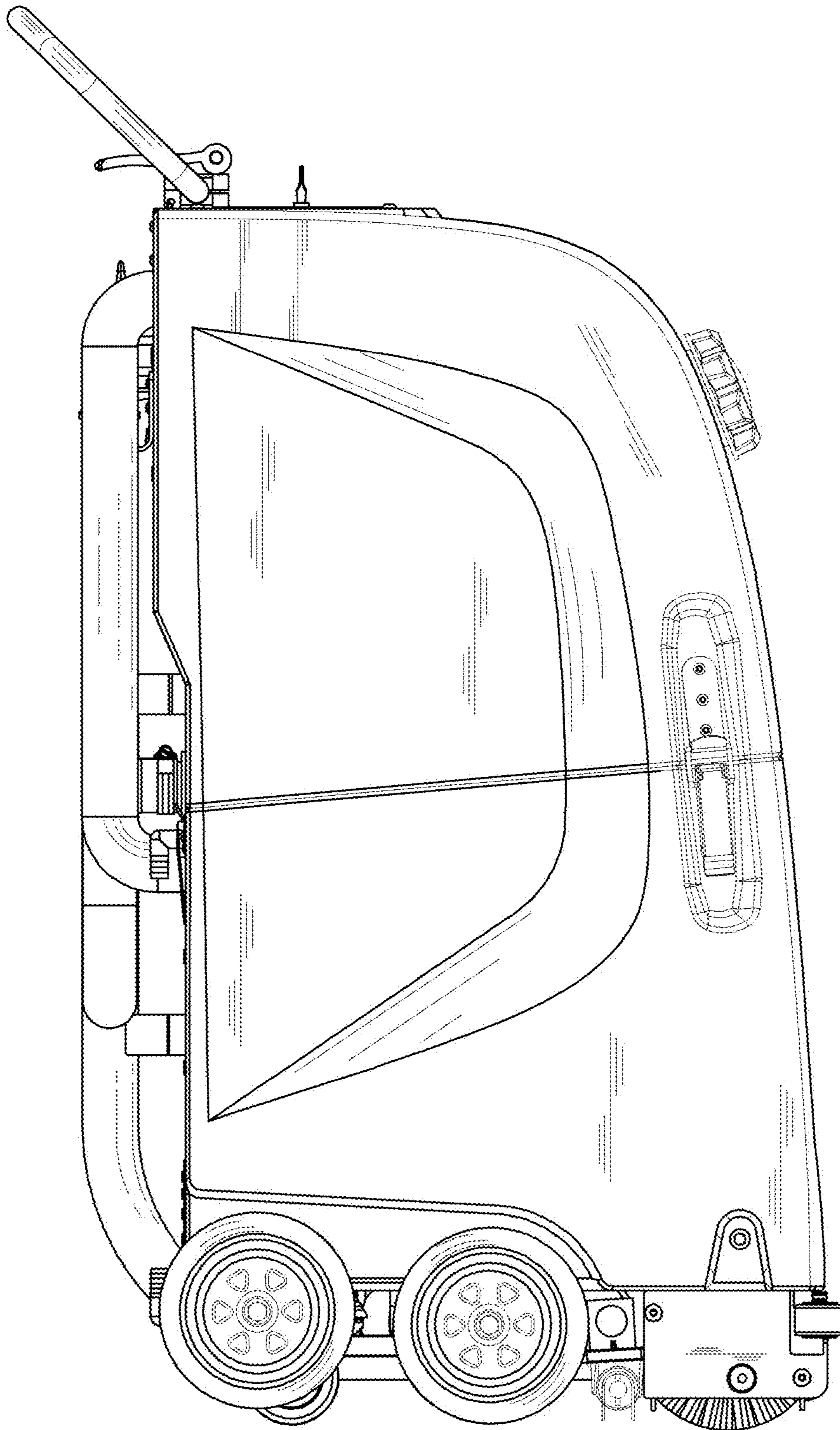


FIG. 4

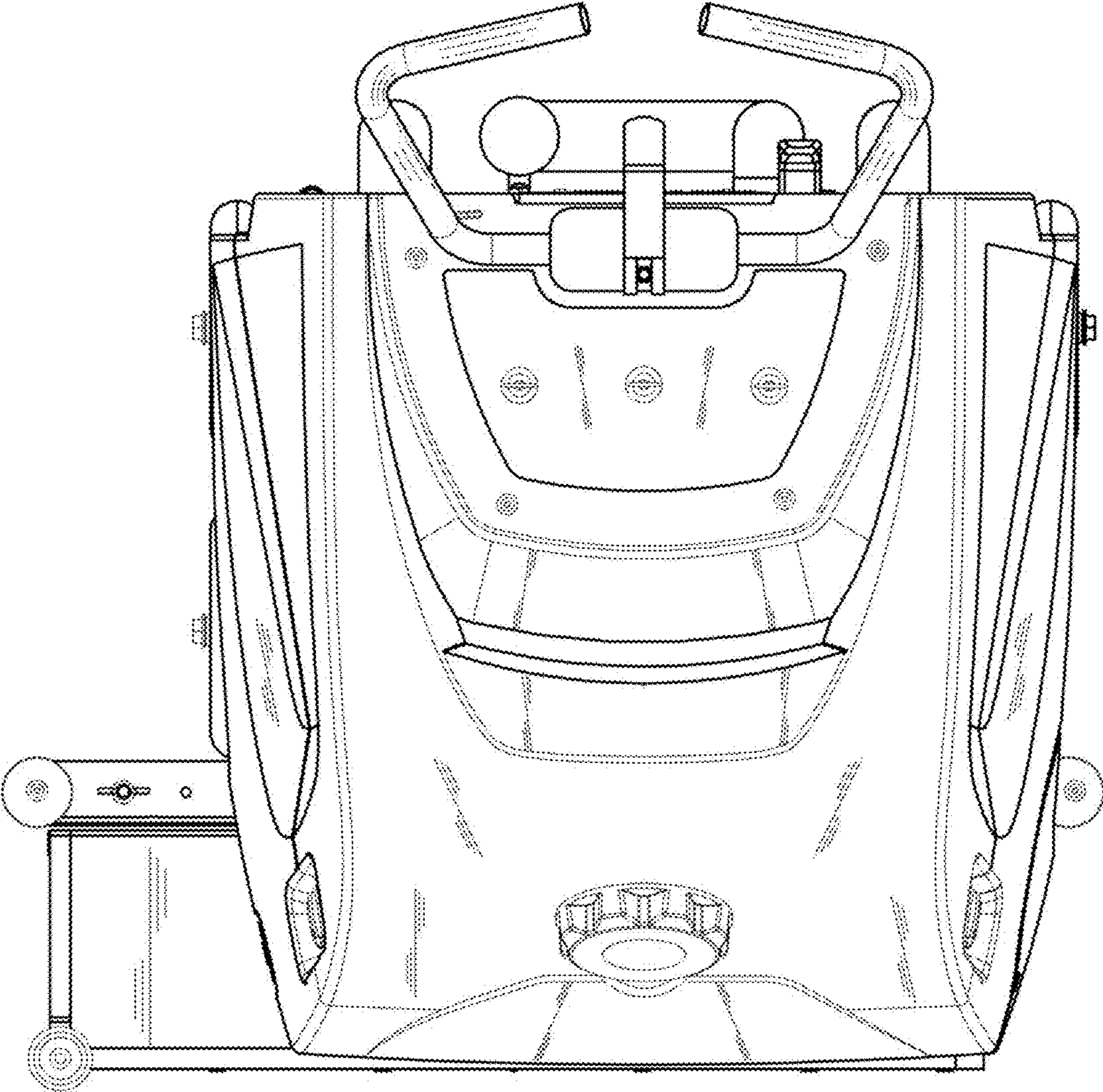


FIG. 5