



US00D965924S

(12) **United States Design Patent**
Zhang

(10) **Patent No.:** **US D965,924 S**

(45) **Date of Patent:** **** Oct. 4, 2022**

(54) **PET TUNNEL**

(71) Applicant: **Peng Zhang**, Anhui (CN)

(72) Inventor: **Peng Zhang**, Anhui (CN)

(**) Term: **15 Years**

(21) Appl. No.: **29/816,972**

(22) Filed: **Nov. 26, 2021**

(51) **LOC (13) Cl.** **30-99**

(52) **U.S. Cl.**
USPC **D30/160**

(58) **Field of Classification Search**
USPC D21/834-840; D6/389, 382, 602, 606,
D6/610, 616; D25/31-32; D30/108-120,
D30/158, 160
CPC A01K 15/02; A01K 15/027; A47D 15/008;
A47D 9/005; A63H 33/008; E04H
15/006; E04H 15/48
See application file for complete search history.

(56) **References Cited**

U.S. PATENT DOCUMENTS

- 2,516,869 A * 8/1950 Harris E04H 15/44
D21/834
- 2,538,778 A * 1/1951 Halpin A01K 1/0245
383/41
- 3,052,249 A * 9/1962 Seaman E04H 15/00
135/117
- 3,899,854 A * 8/1975 Huddle E04B 1/3205
D25/21
- D300,649 S * 4/1989 Tauer D21/838
- D320,479 S * 10/1991 Cheval D25/1
- D322,394 S * 12/1991 Grandesso D9/422
- D335,589 S * 5/1993 Benedict D30/118
- D373,658 S * 9/1996 Sierra D30/118
- D483,158 S * 12/2003 Ward D30/108
- D597,264 S * 7/2009 Hsieh D30/118
- D629,973 S * 12/2010 Morton D30/118
- D830,648 S 10/2018 Bahr et al.

- D848,681 S 5/2019 Sarver
- D877,423 S * 3/2020 Worthey D30/108
- D933,771 S * 10/2021 Ninete D21/838
- D955,059 S * 6/2022 Li D30/109
- 2003/0089316 A1* 5/2003 Chou A01K 1/033
119/497
- 2010/0242856 A1* 9/2010 Willard A01K 1/033
119/501
- 2021/0120779 A1* 4/2021 Li E04H 15/32

OTHER PUBLICATIONS

Animal Tunnel, posted at ubuy.co.id, [online], acquired on Jul. 30, 2022, Available on Aug. 8, 2020. Url:https://www.ubuy.co.id/en/product/IIXSWHXNO-pet-small-animal-tunnel-house-guinea-pig-hideout-play-tube-toys-hideaway-bedding-with-forest-leaf-for-chinchillas-hedgehogs-rats-sugar-glider (Year: 2020).*

* cited by examiner

Primary Examiner — Sheryl Lane

Assistant Examiner — Aula Soroush

(74) *Attorney, Agent, or Firm* — ScienBiziP, P.C.


(57) **CLAIM**

The ornamental design for a pet tunnel, as shown and described.

DESCRIPTION

FIG. 1 is a front, right, and top perspective view of a pet tunnel, showing my design.
FIG. 2 is a rear, left, and bottom perspective view thereof.
FIG. 3 is a front elevation view thereof.
FIG. 4 is a rear elevation view thereof.
FIG. 5 is a left side elevation view thereof.
FIG. 6 is a right side elevation view thereof.
FIG. 7 is a top plan view thereof.
FIG. 8 is a bottom plan view thereof; and,
FIG. 9 is a cross-sectional view of the pet tunnel of FIG. 1, taken along section line 9-9 as depicted in FIG. 3.

1 Claim, 9 Drawing Sheets



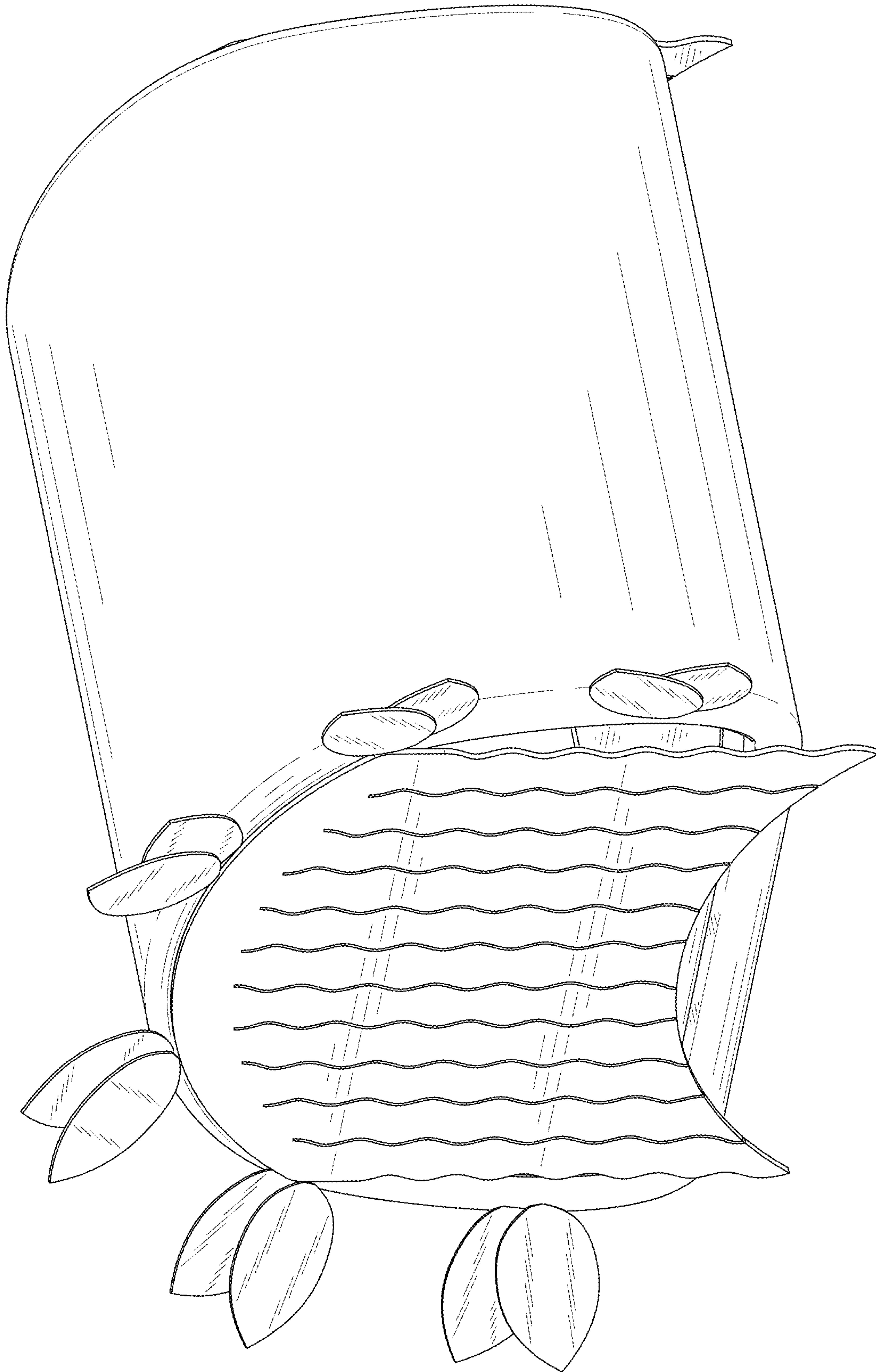


FIG. 1

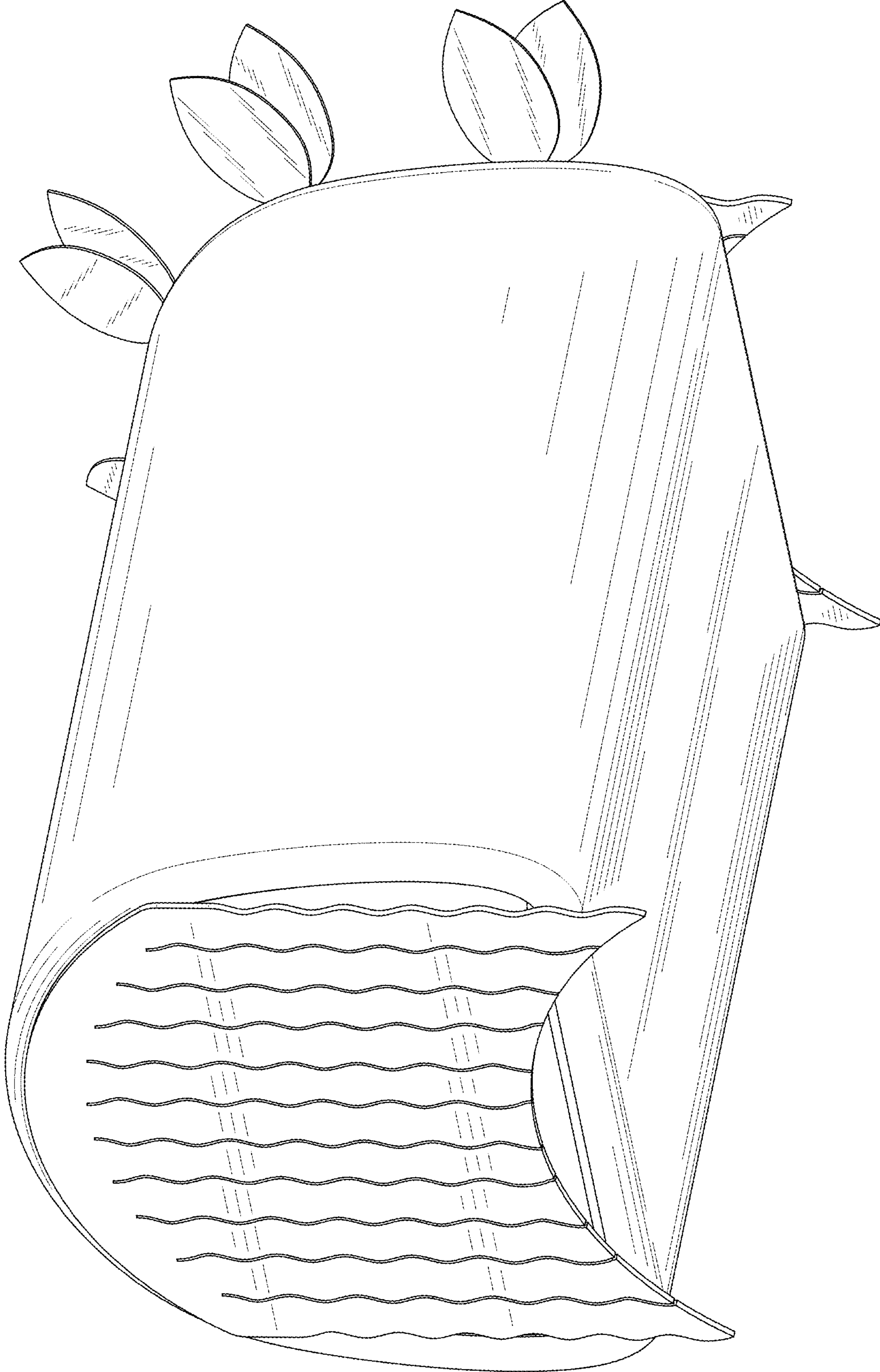


FIG. 2

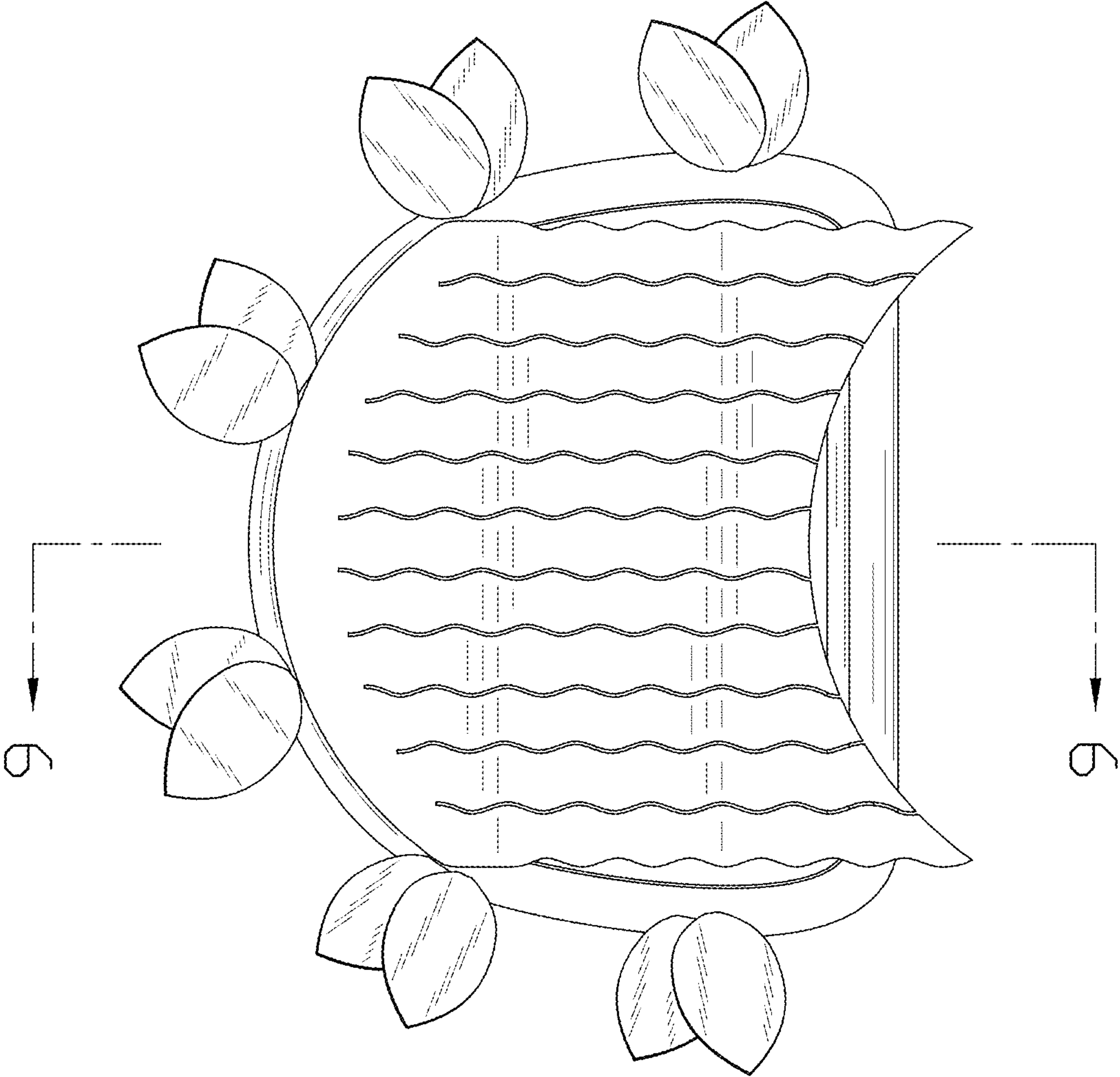


FIG. 3




FIG. 4

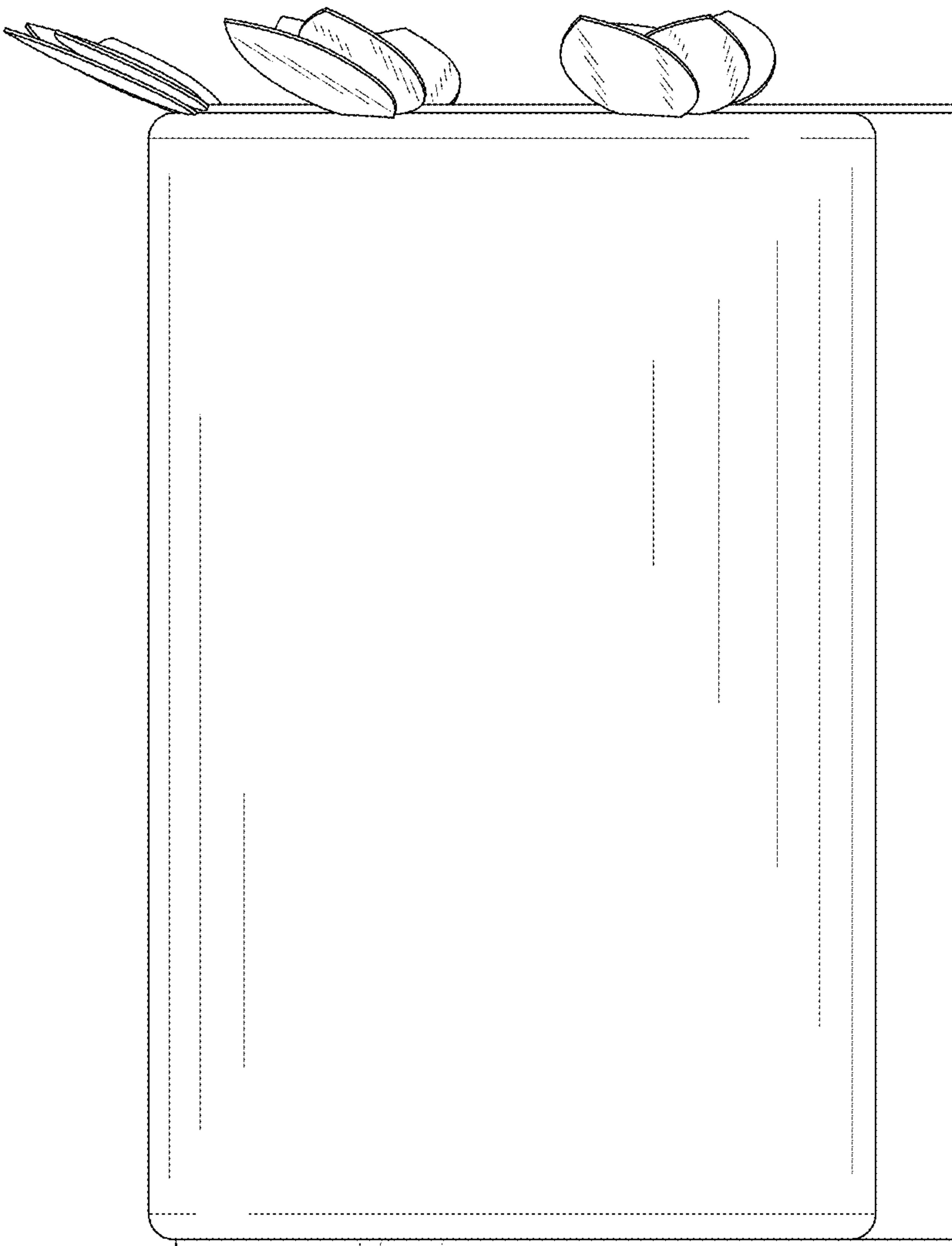


FIG. 5




FIG. 6

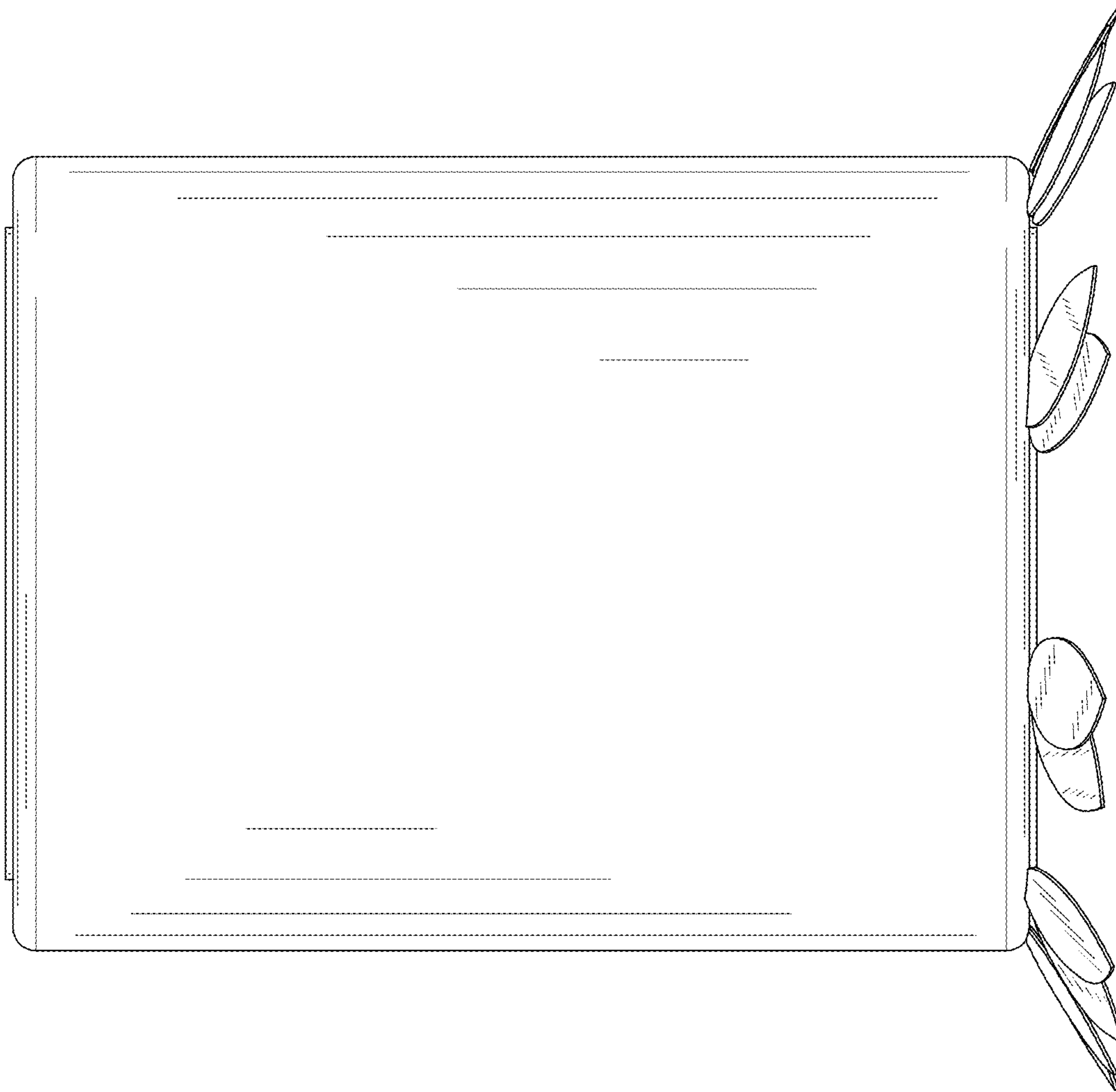


FIG. 7

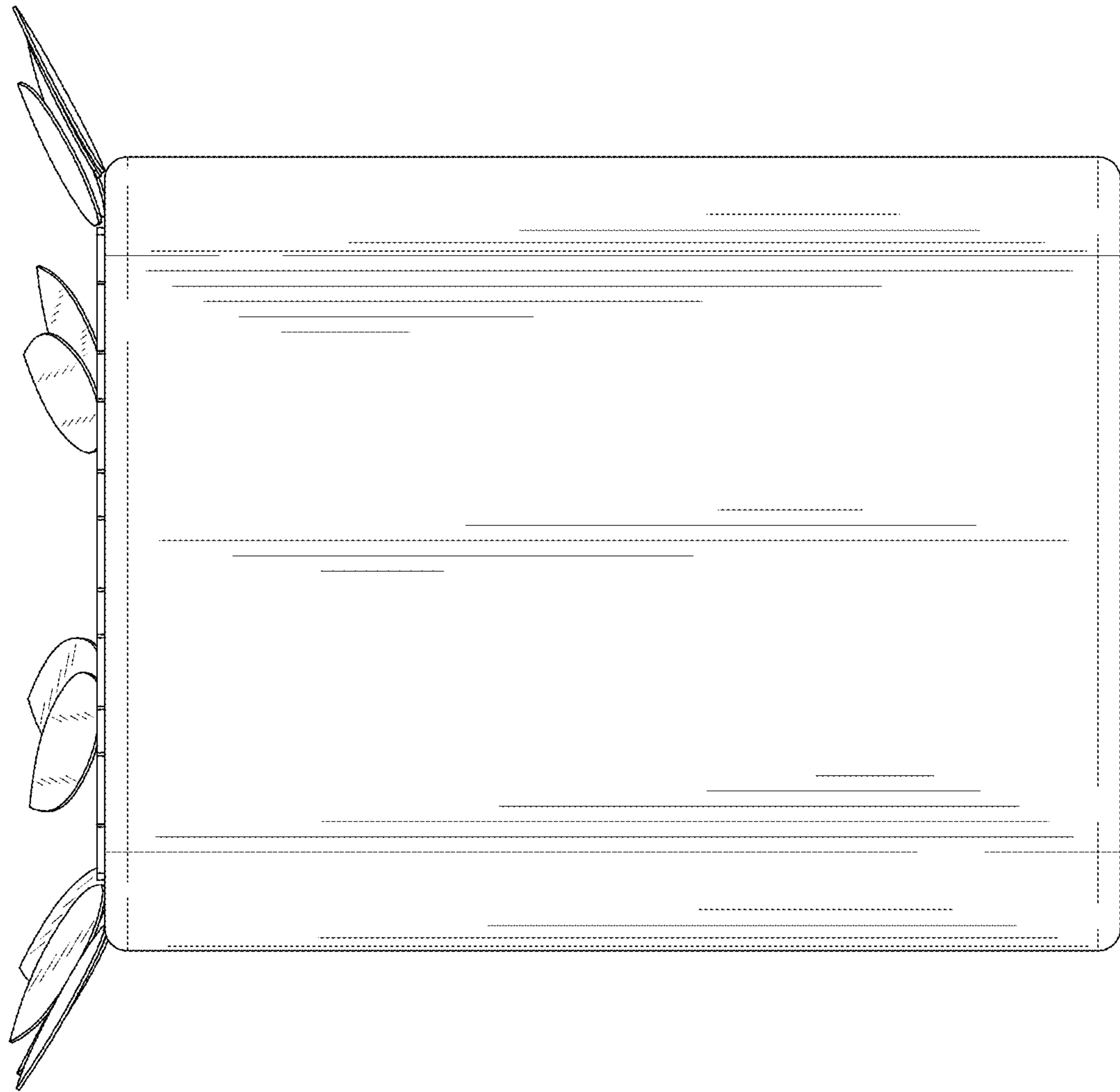


FIG. 8

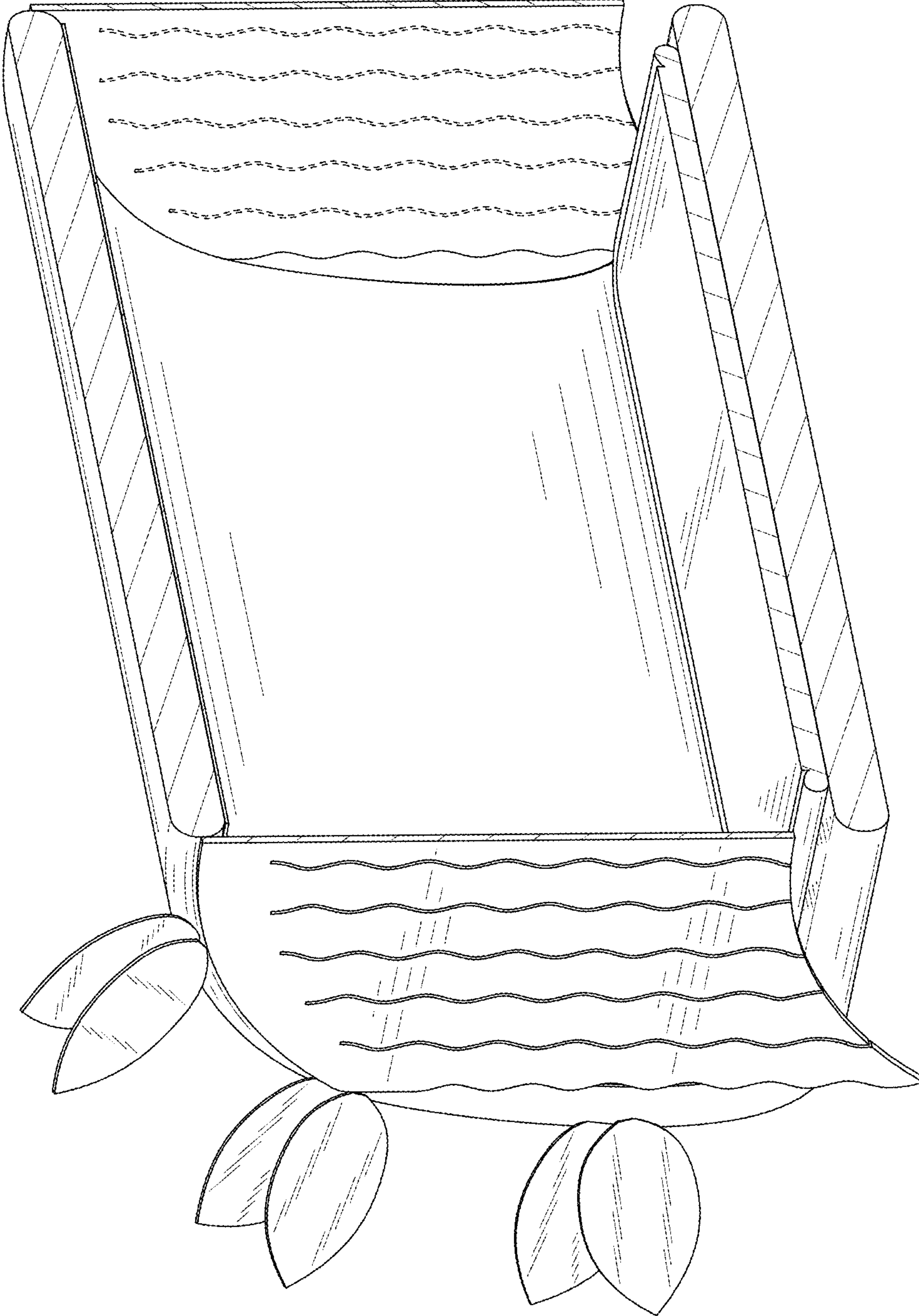


FIG. 9