



US00D965918S

(12) **United States Design Patent** (10) **Patent No.:** **US D965,918 S**
Kim (45) **Date of Patent:** **** Oct. 4, 2022**

- (54) **BACKPACK**
- (71) Applicant: **CamelBak Products, LLC**, Petaluma, CA (US)
- (72) Inventor: **Jenna Jin Kim**, San Rafael, CA (US)
- (73) Assignee: **CAMELBAK PRODUCTS, LLC**, Petaluma, CA (US)
- (**) Term: **15 Years**
- (21) Appl. No.: **29/817,854**
- (22) Filed: **Dec. 3, 2021**

D812,848	S *	3/2018	Chiang	D2/731
10,098,391	B2 *	10/2018	Gordon	A41D 1/04
D866,167	S *	11/2019	Chudy	D3/217
D922,034	S *	6/2021	Castellani	D2/829
D925,168	S *	7/2021	Lynn	D2/828
D940,962	S *	1/2022	Kim	D29/101.4
11,234,470	B2 *	2/2022	Blakely	A41D 31/185
11,274,383	B2 *	3/2022	Jesch	A41D 1/04
2014/0196190	A1 *	7/2014	Brown	D03D 1/00
					2/69
2018/0332906	A1 *	11/2018	Lintaman	A41D 31/0005
2019/0233068	A1 *	8/2019	Socarras	A45F 3/20
2020/0359716	A1 *	11/2020	Best	A41D 13/0053
2021/0052022	A1 *	2/2021	George	A41D 27/24
2021/0120896	A1 *	4/2021	Lynn	A41D 13/0007
2021/0145084	A1 *	5/2021	Szilagy	A41D 31/18
2022/0015465	A1 *	1/2022	Dickson	A41D 3/00

* cited by examiner

Related U.S. Application Data

- (60) Division of application No. 29/710,315, filed on Oct. 22, 2019, now Pat. No. Des. 940,962, which is a continuation-in-part of application No. 29/693,031, filed on May 30, 2019, now abandoned.
- (51) **LOC (13) Cl.** **02-99**
- (52) **U.S. Cl.**
USPC **D29/122; D29/101.4**
- (58) **Field of Classification Search**
USPC **D29/122, 101.3, 101.4; D2/828, 829, D2/830**
CPC .. **A41D 13/0053; A41D 13/0058; A41D 1/04; A41D 3/00; A41D 2400/46; A41D 2400/52**
See application file for complete search history.

Primary Examiner — Kimberly Barnes

(74) *Attorney, Agent, or Firm* — Amardeep S. Grewal; Gerard M. Donovan; Reed Smith LLP

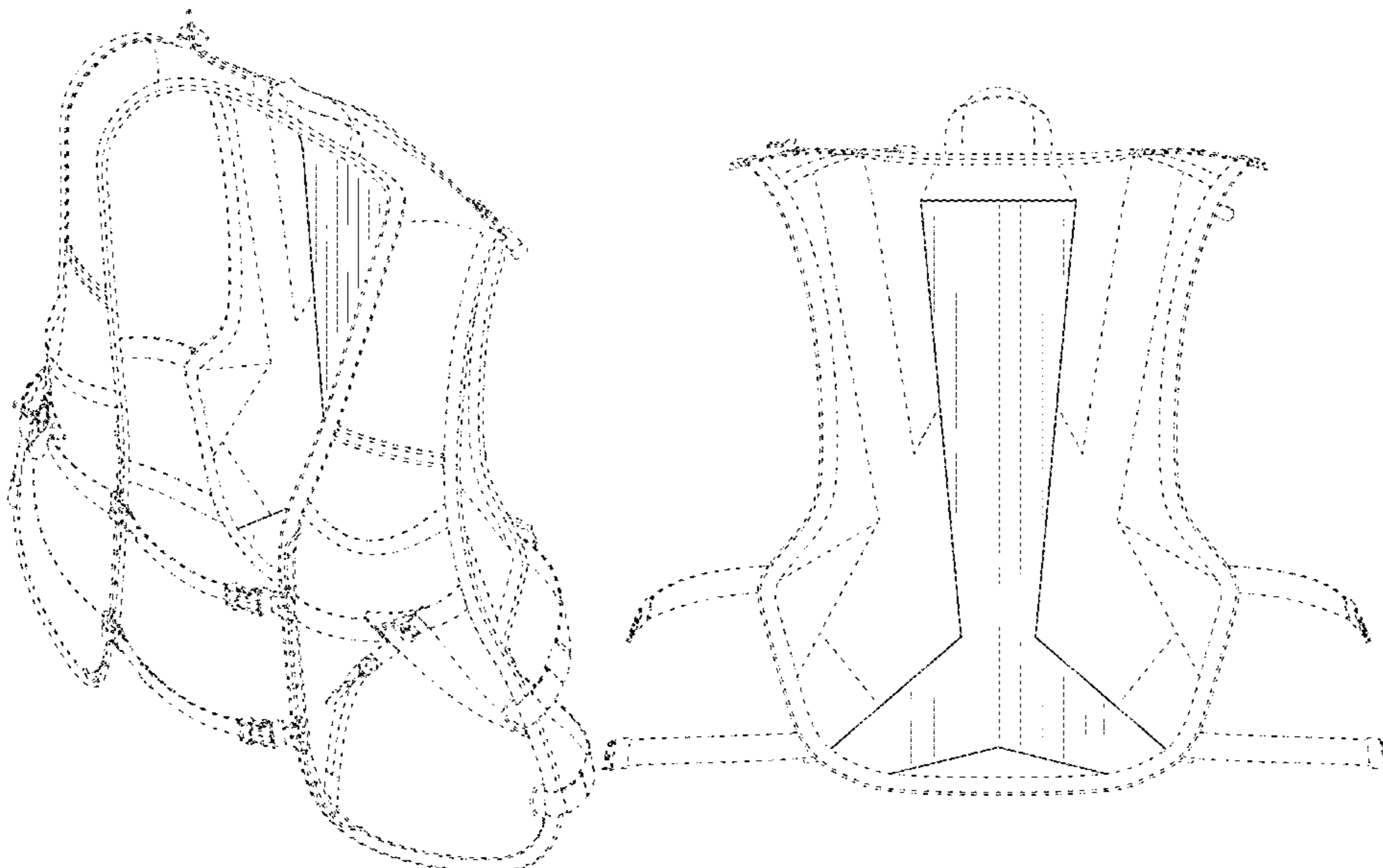
(57) **CLAIM**

The ornamental design for a backpack, as shown and described.

DESCRIPTION

FIG. 1 is a front top-right isometric view of a backpack showing the design.
 FIG. 2 is a front elevation view thereof.
 FIG. 3 is a bottom plan view thereof.
 FIG. 4 is a front bottom-left isometric view thereof; and,
 FIG. 5 is a fragmentary front elevation view thereof taken along the line 3-3 in FIG. 3.
 The dashed lines shown in the drawings illustrate portions of the backpack that form no part of the claimed design. The shading lines shown in the drawings represent the three-dimensional contour of the claimed design and are not intended to indicate surface decoration.

1 Claim, 5 Drawing Sheets



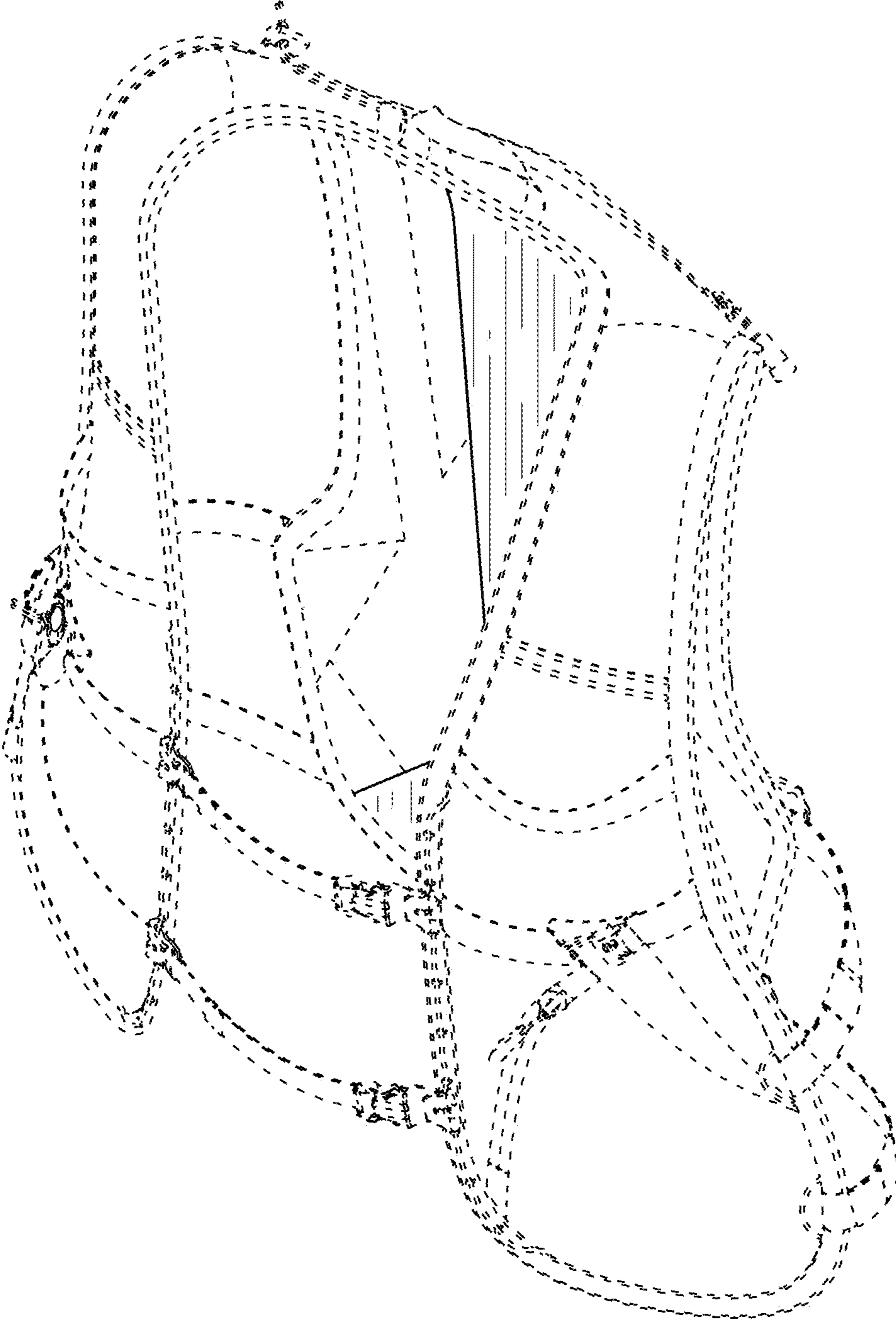


FIG. 1

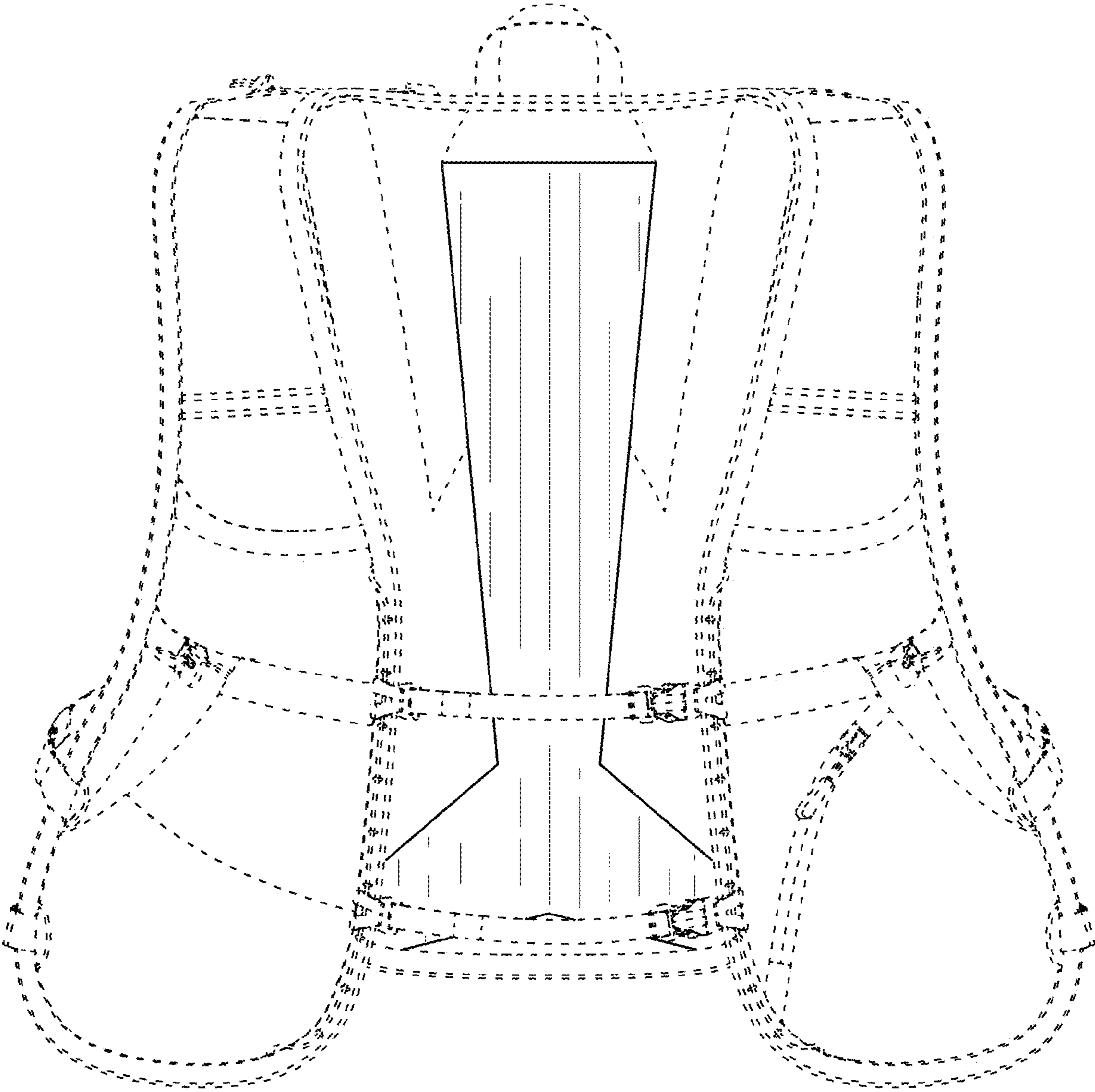


FIG. 2

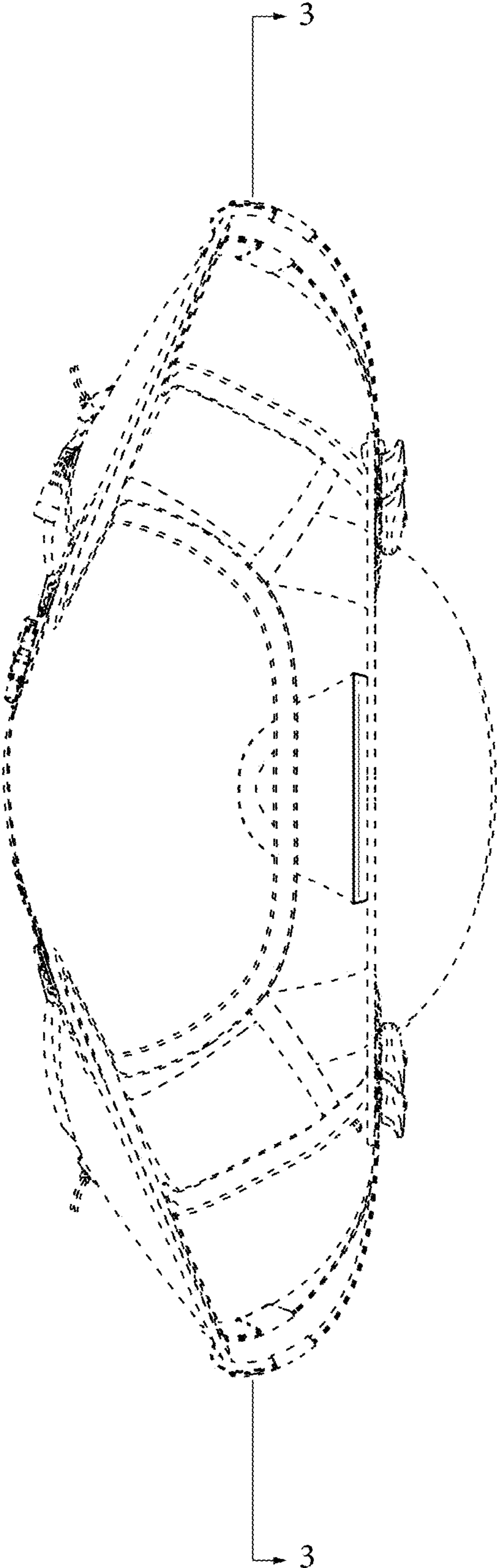


FIG. 3

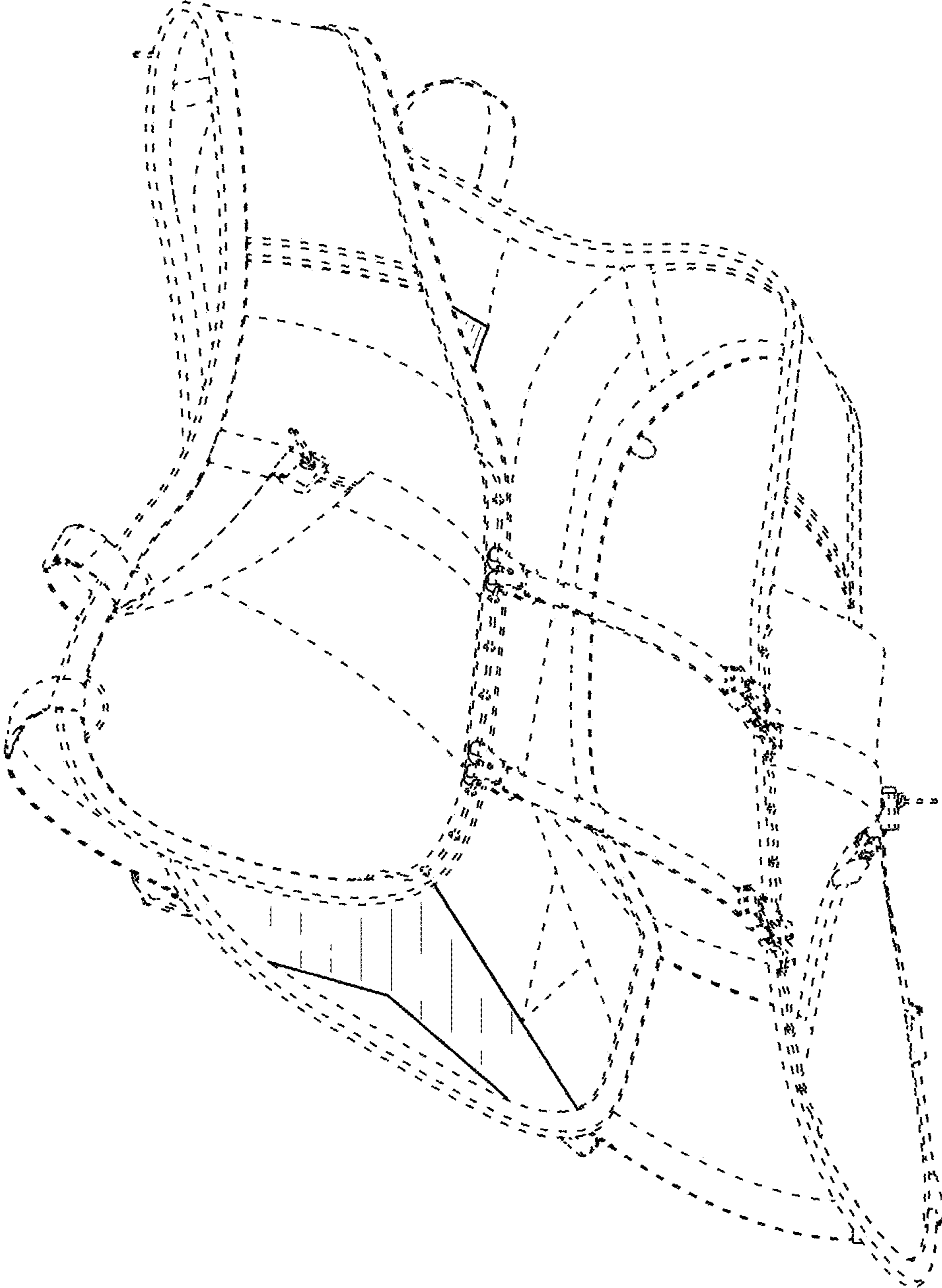


FIG. 4

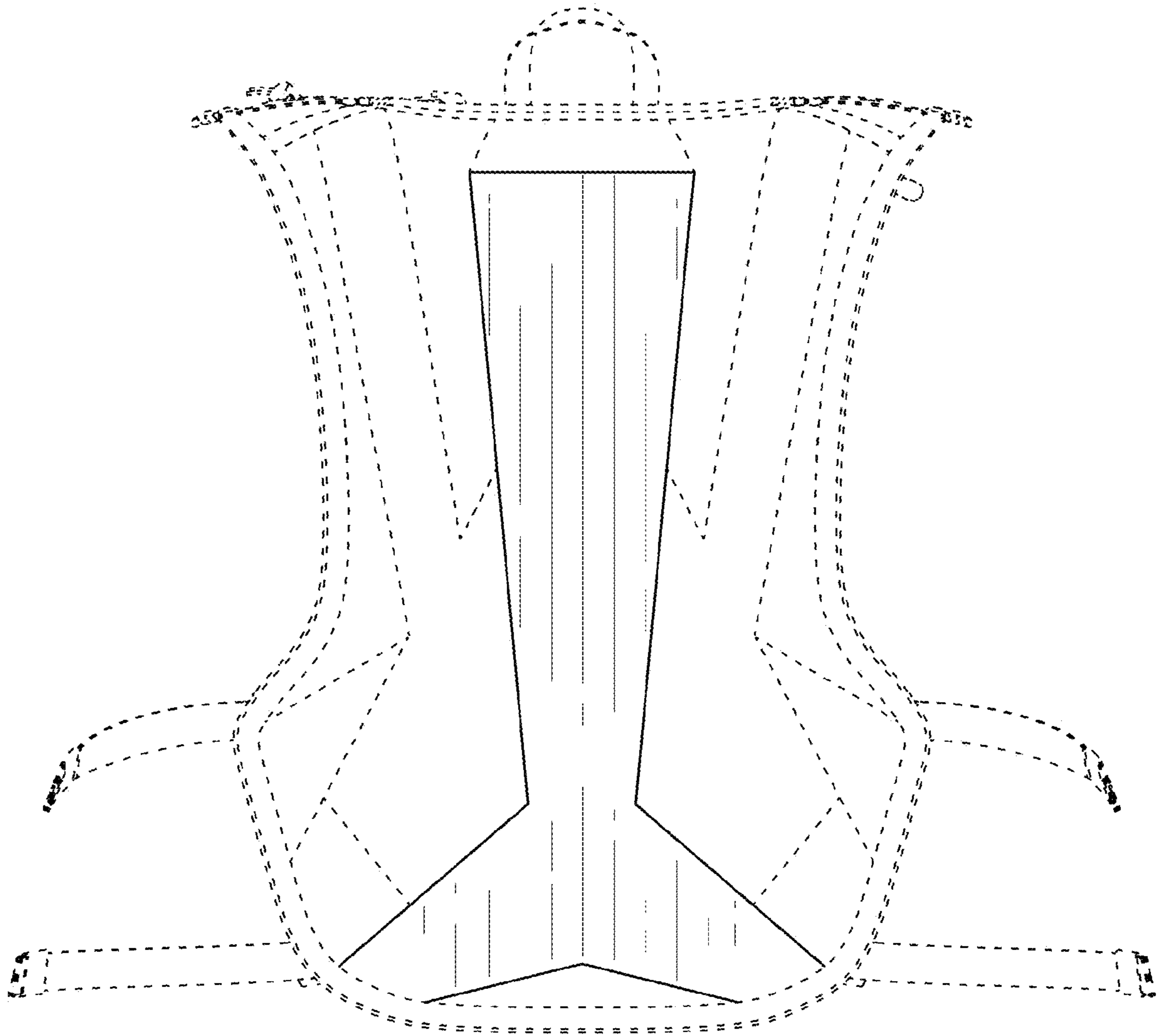


FIG. 5