



US00D965914S

(12) **United States Design Patent** (10) **Patent No.:** **US D965,914 S**
Ju (45) **Date of Patent:** **** Oct. 4, 2022**

(54) **KITCHEN MITT**

(71) Applicant: **Min Jung Ju**, Seoul (KR)

(72) Inventor: **Min Jung Ju**, Seoul (KR)

(**) Term: **15 Years**

(21) Appl. No.: **29/734,565**

(22) Filed: **May 13, 2020**

(51) **LOC (13) Cl.** **02-06**

(52) **U.S. Cl.**

USPC **D29/117.2**; D2/617

(58) **Field of Classification Search**

USPC D2/610, 617, 621, 622; D29/113, 117.1,
D29/117.2, 119

CPC A41D 19/01; A41D 19/015

See application file for complete search history.

(56) **References Cited**

U.S. PATENT DOCUMENTS

D917,103 S * 4/2021 Ju D2/617
2018/0125130 A1 * 5/2018 Ju A46B 5/0029
2019/0191955 A1 * 6/2019 Ji A41D 19/01547

OTHER PUBLICATIONS

Dingji Life Silicone Dishwashing Gloves, posted at amazon.com, posting date Dec. 14, 2021, [online], [site visited Jan. 27, 2022]. Available from Internet, URL: <https://www.amazon.com/Silicone-Dishwashing-Waterproof-Household-Scrubbing/dp/B09NM11K14?th=1> (Year: 2022).*

Evilto Magic Dishwashing Gloves, posted at amazon.com, posting date Oct. 15, 2018, [online], [site visited Jan. 27, 2022]. Available from Internet, URL: <https://www.amazon.com/Dishwashing-scrubber-Silicone-Cleaning-Reusable/dp/B07JW7SFJ8?th=1> (Year: 2018).*
Liflicon Magic Silicone Gloves, posted at amazon.com, posting date Oct. 23, 2019, [online], [site visited Jan. 27, 2022]. Available from Internet, URL: <https://www.amazon.com/liflicon-Silicone-Magic-Gloves/dp/B07LCCKQYW?th=1> (Year: 2019).*
Silicone Dishwashing Gloves, posted at amazon.com, posting date Nov. 16, 2018, [online], [site visited Jan. 27, 2022]. Available from Internet, URL: <https://www.amazon.com/Dishwashing-Double-Sided-Scrubbers-Resistant-Household/dp/B07KM57S99> (Year: 2018).*

* cited by examiner

Primary Examiner — George D. Kirschbaum

Assistant Examiner — Maria J. Edwards

(74) *Attorney, Agent, or Firm* — Novick, Kim & Lee, PLLC; Sang Ho Lee; Hyun Woo Shin


(57) **CLAIM**

I claim the ornamental design for a kitchen mitt, as shown and described.

DESCRIPTION

FIG. 1 is a perspective view of a kitchen mitt, showing my new design;
FIG. 2 is a front elevational view thereof;
FIG. 3 is a rear elevational view thereof;
FIG. 4 is a left side elevational view thereof;
FIG. 5 is a right side elevational view thereof;
FIG. 6 is a top plan view thereof; and,
FIG. 7 is a bottom plan view thereof.

1 Claim, 7 Drawing Sheets



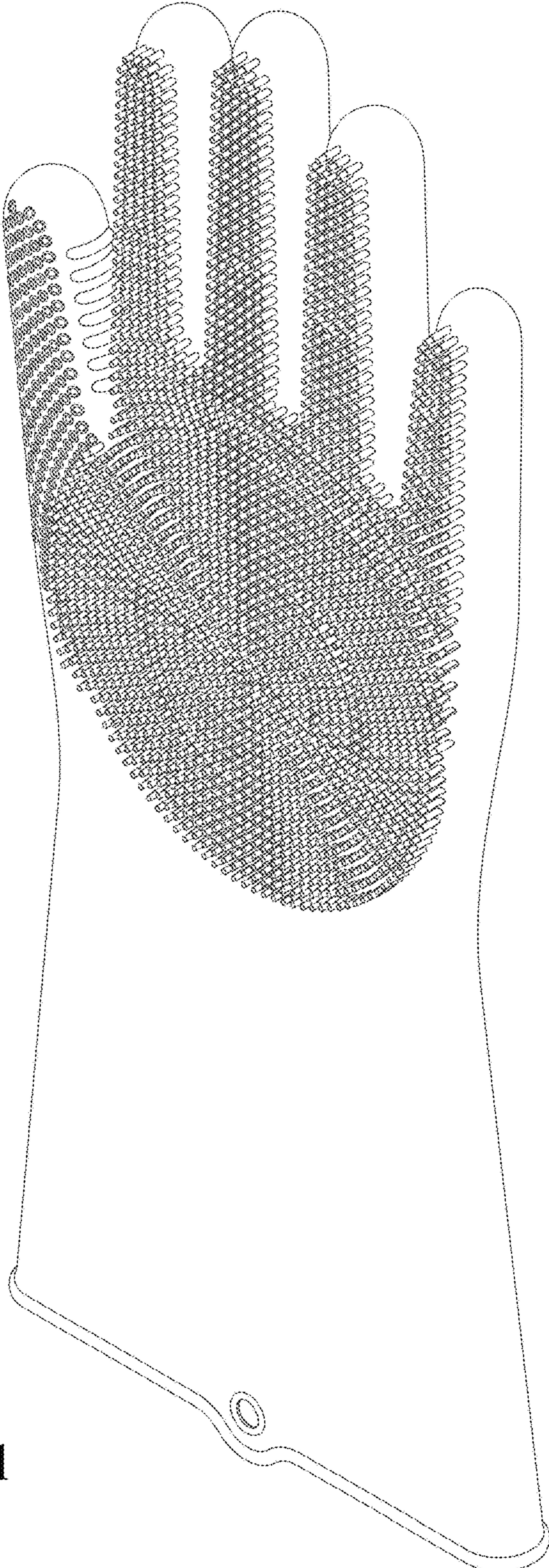


FIG. 1

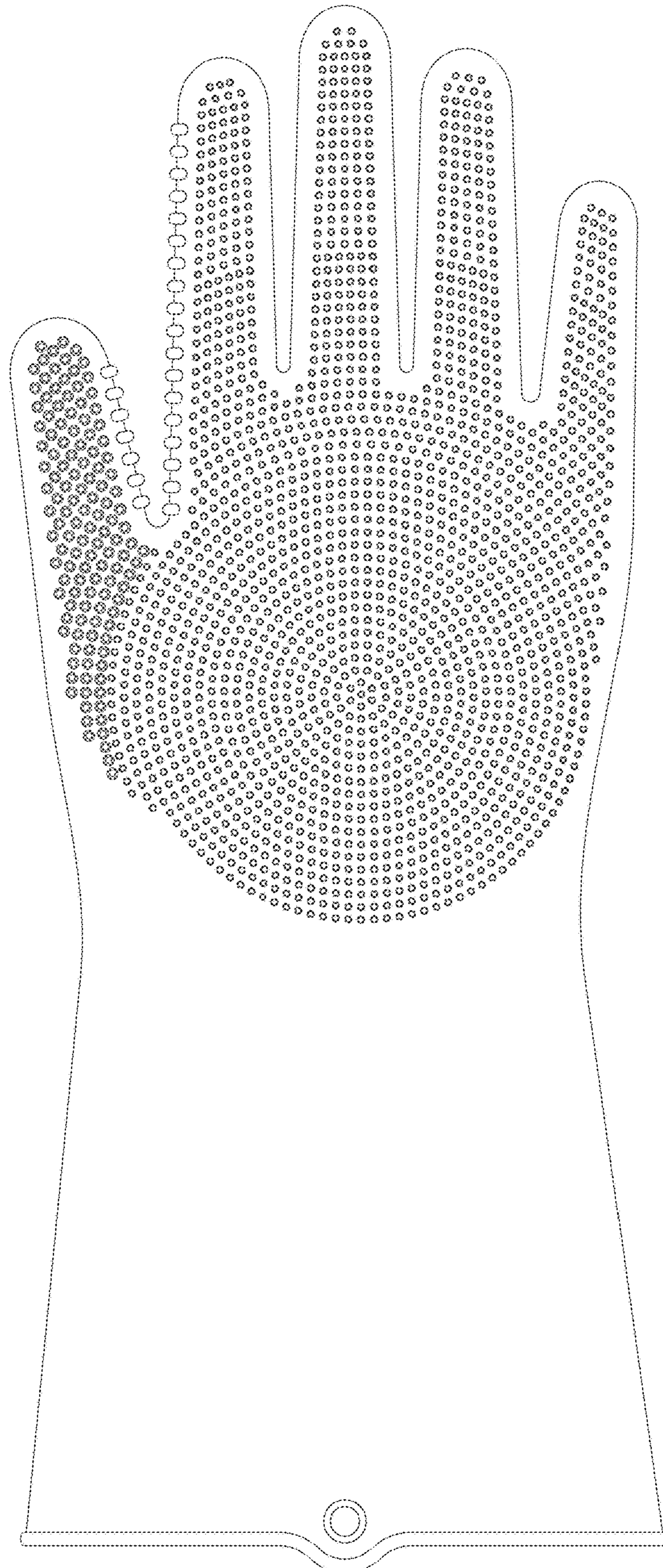


FIG. 2

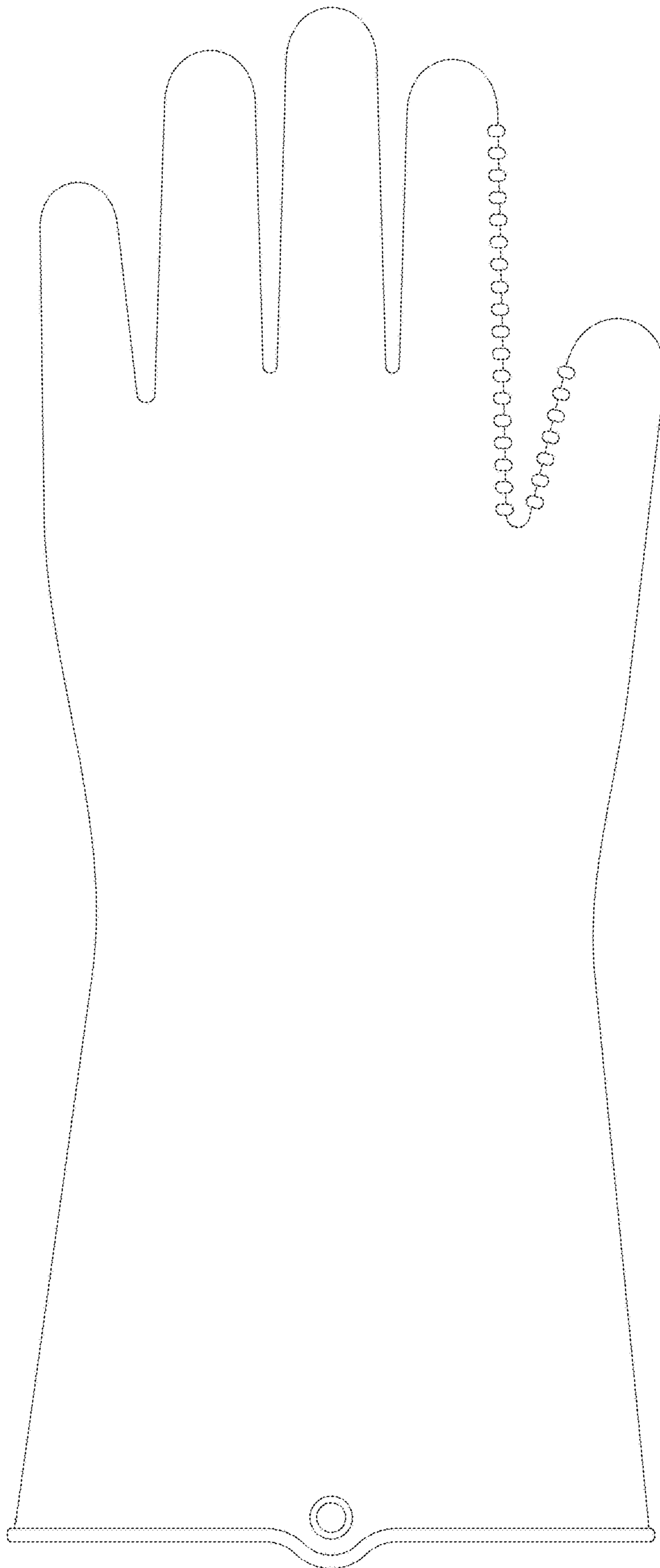


FIG. 3




FIG. 4




FIG. 5

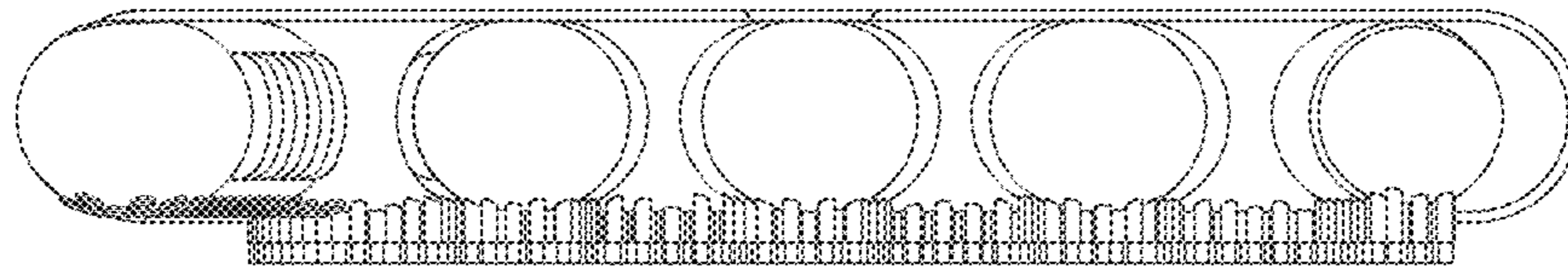


FIG. 6

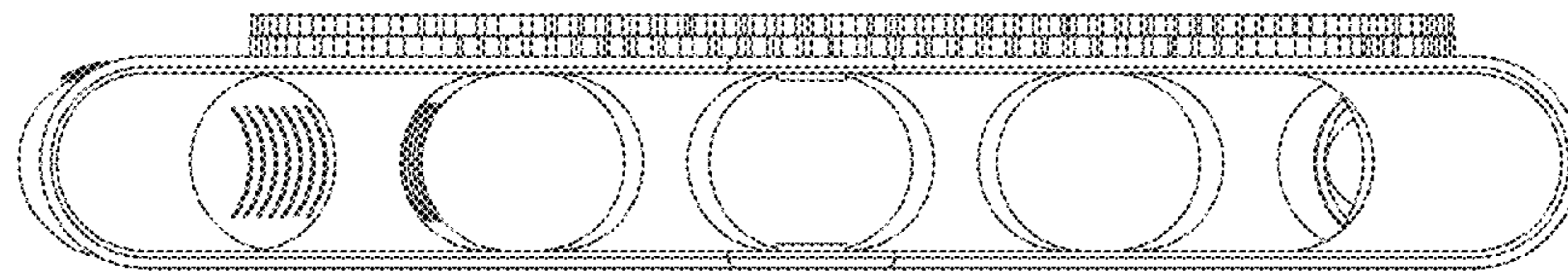


FIG. 7