



US00D965880S

(12) **United States Design Patent** (10) **Patent No.:** **US D965,880 S**
Zhou (45) **Date of Patent:** **** Oct. 4, 2022**

(54) **LASER HAIR REMOVAL DEVICE**
(71) Applicant: **Liping Zhou**, Guangdong (CN)
(72) Inventor: **Liping Zhou**, Guangdong (CN)
(**) Term: **15 Years**
(21) Appl. No.: **29/737,834**

D860,534 S * 9/2019 Huang D28/44.1
D872,362 S * 1/2020 Long D24/209
D899,688 S * 10/2020 Li D24/209
D939,142 S * 12/2021 Liu D24/209
D940,954 S * 1/2022 Huang D24/209
D942,684 S * 2/2022 Pan D24/209
D945,062 S * 3/2022 Zhou D24/209
D948,121 S * 4/2022 Yao D24/209
2016/0166038 A1* 6/2016 Oguchi A45D 26/0009
219/223

(22) Filed: **Jun. 12, 2020**
(51) **LOC (13) Cl.** **28-03**
(52) **U.S. Cl.**
USPC **D28/44.1**; D24/209; D24/214
(58) **Field of Classification Search**
USPC D28/10, 44, 44.1, 49-54; D24/133, 200,
D24/209, 214
CPC A45D 26/00; A45D 26/0004-0009; A45D
26/0057; A45D 26/0071; A45D
2026/0095; B26B 19/00; B26B 19/10;
B26B 19/12; B26B 19/02; B26B 19/04;
B26B 19/38; B26B 19/3873
See application file for complete search history.

* cited by examiner

Primary Examiner — Alison M Ofstun

(57) **CLAIM**

The ornamental design for a laser hair removal device, as shown and described.

DESCRIPTION

FIG. 1 is a front and top perspective view of a laser hair removal device, showing my new design;
FIG. 2 is a rear and bottom perspective view thereof;
FIG. 3 is a front elevational view thereof;
FIG. 4 is a rear elevational view thereof;
FIG. 5 is a left side elevational view thereof;
FIG. 6 is a right side elevational view thereof;
FIG. 7 is a top plan view thereof; and,
FIG. 8 is a bottom plan view thereof.

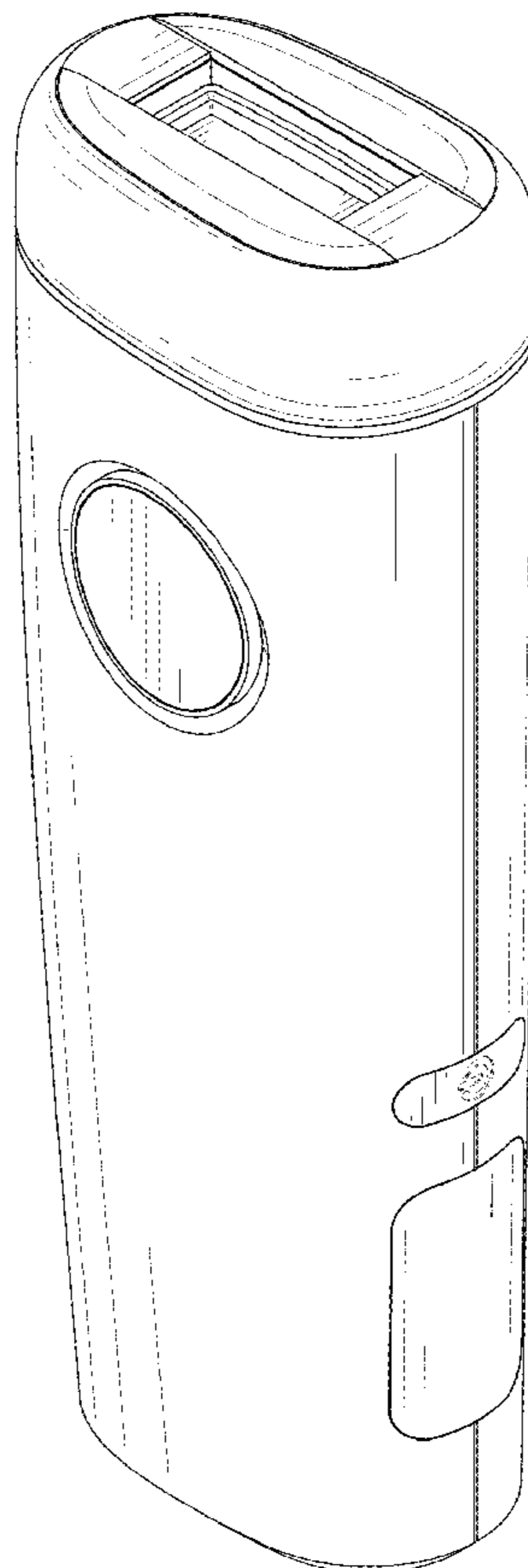
The broken lines in the figures illustrate portions of the article that form no part of the claimed design.

(56) **References Cited**

U.S. PATENT DOCUMENTS

D776,874 S * 1/2017 Kling D24/209
D789,604 S * 6/2017 Levi D24/209
D820,464 S * 6/2018 Gabriele D24/209
D850,003 S * 5/2019 Chen D24/209

1 Claim, 8 Drawing Sheets



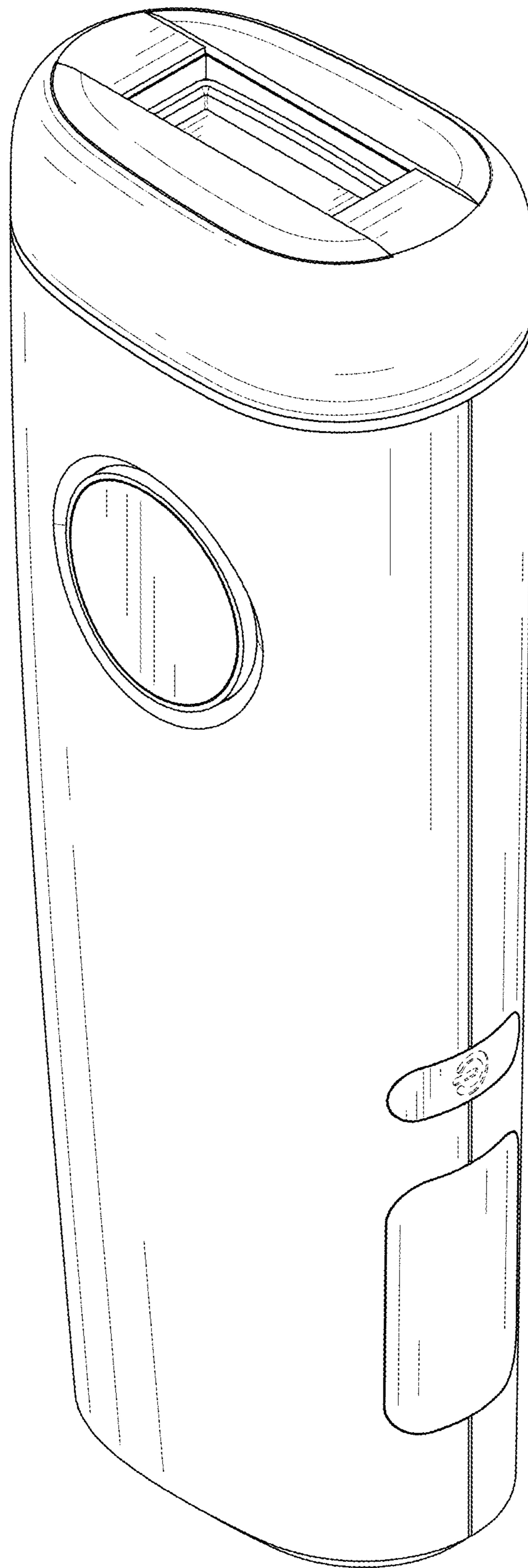


FIG. 1




FIG. 2

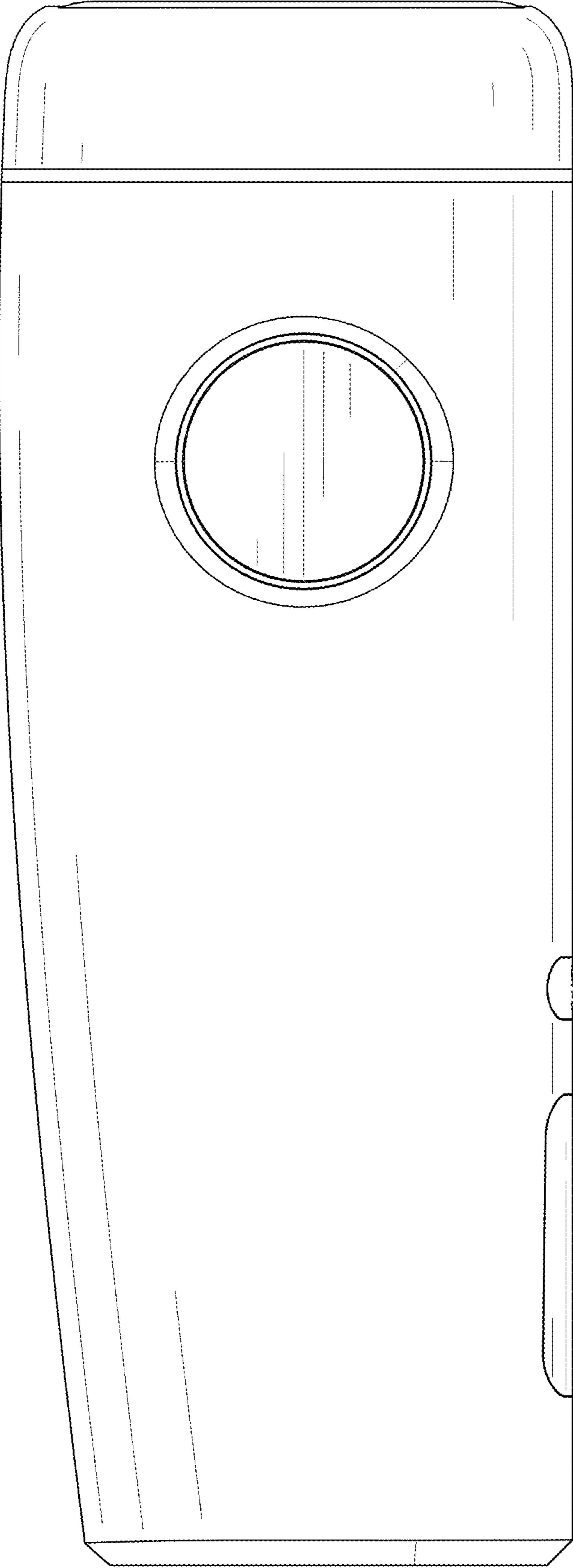


FIG. 3




FIG. 4

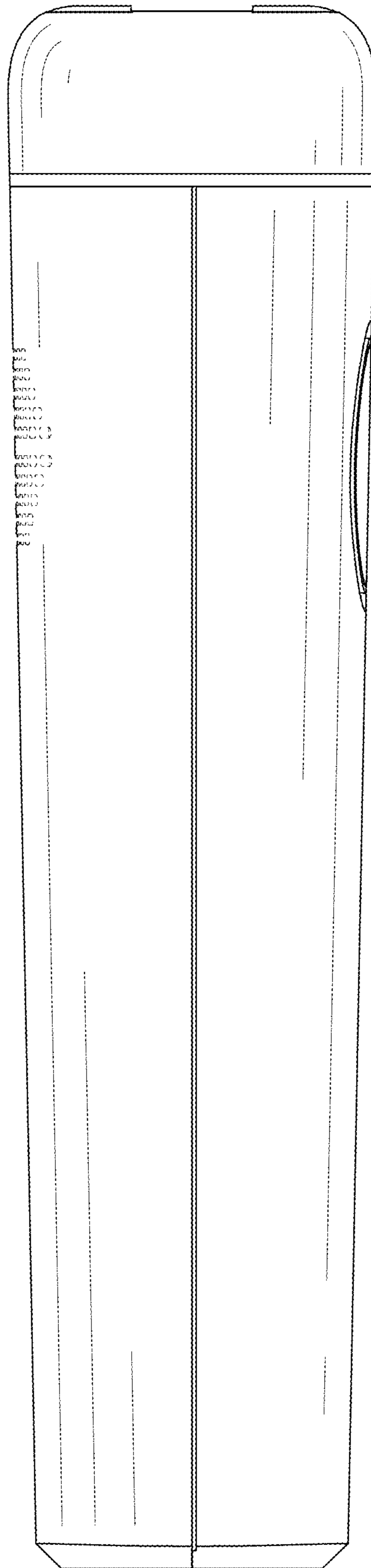


FIG. 5

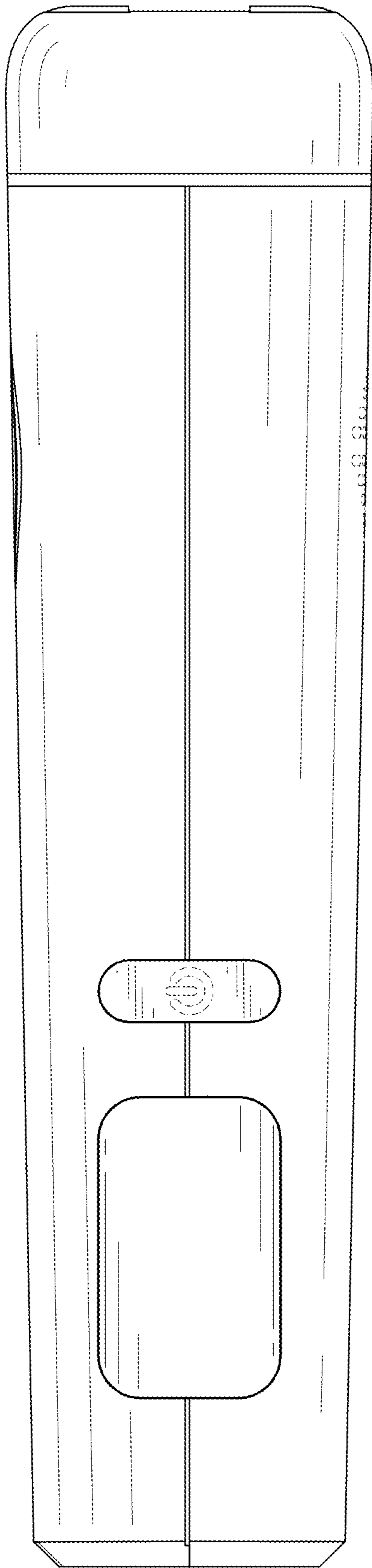


FIG. 6

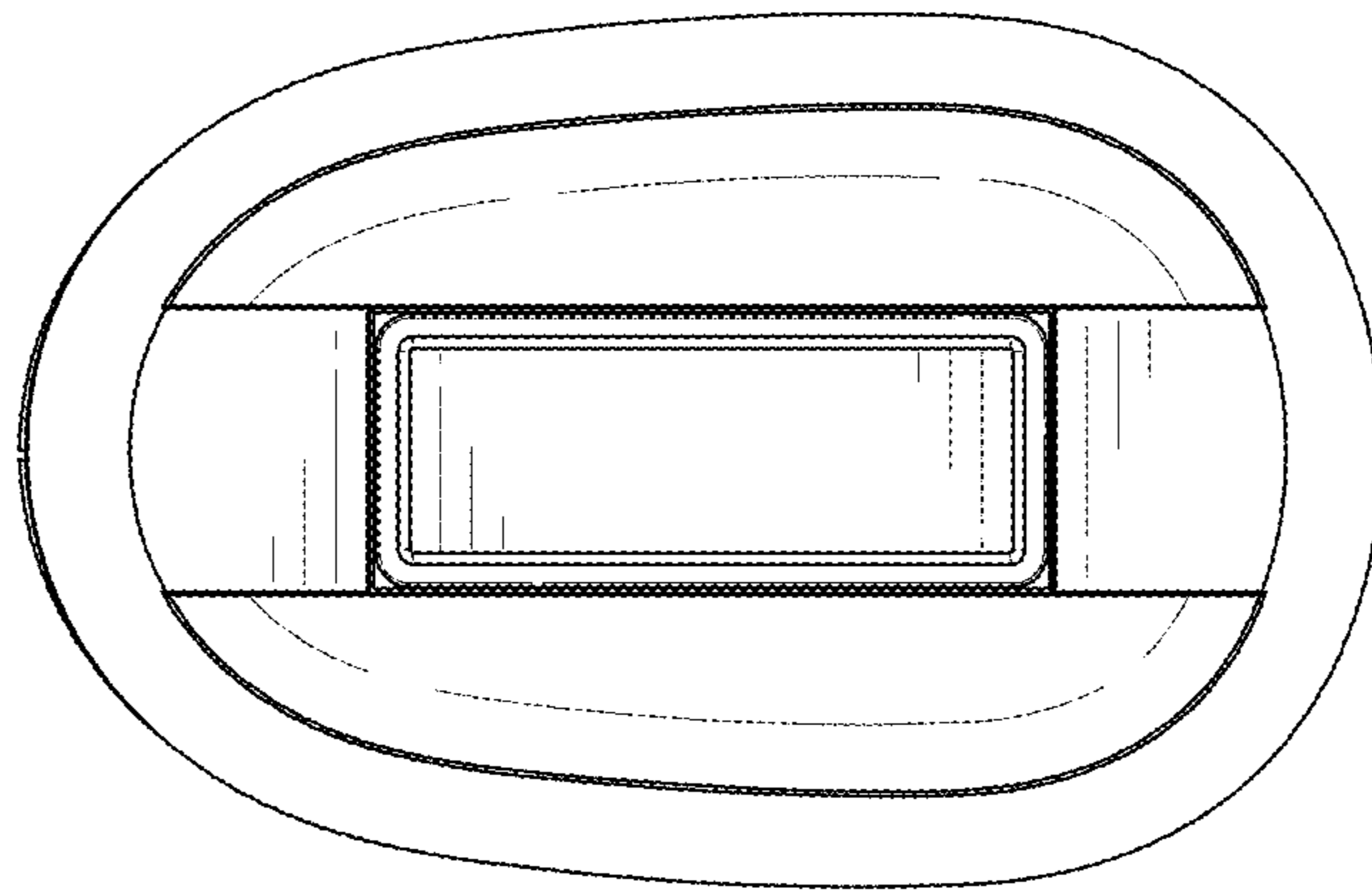


FIG. 7

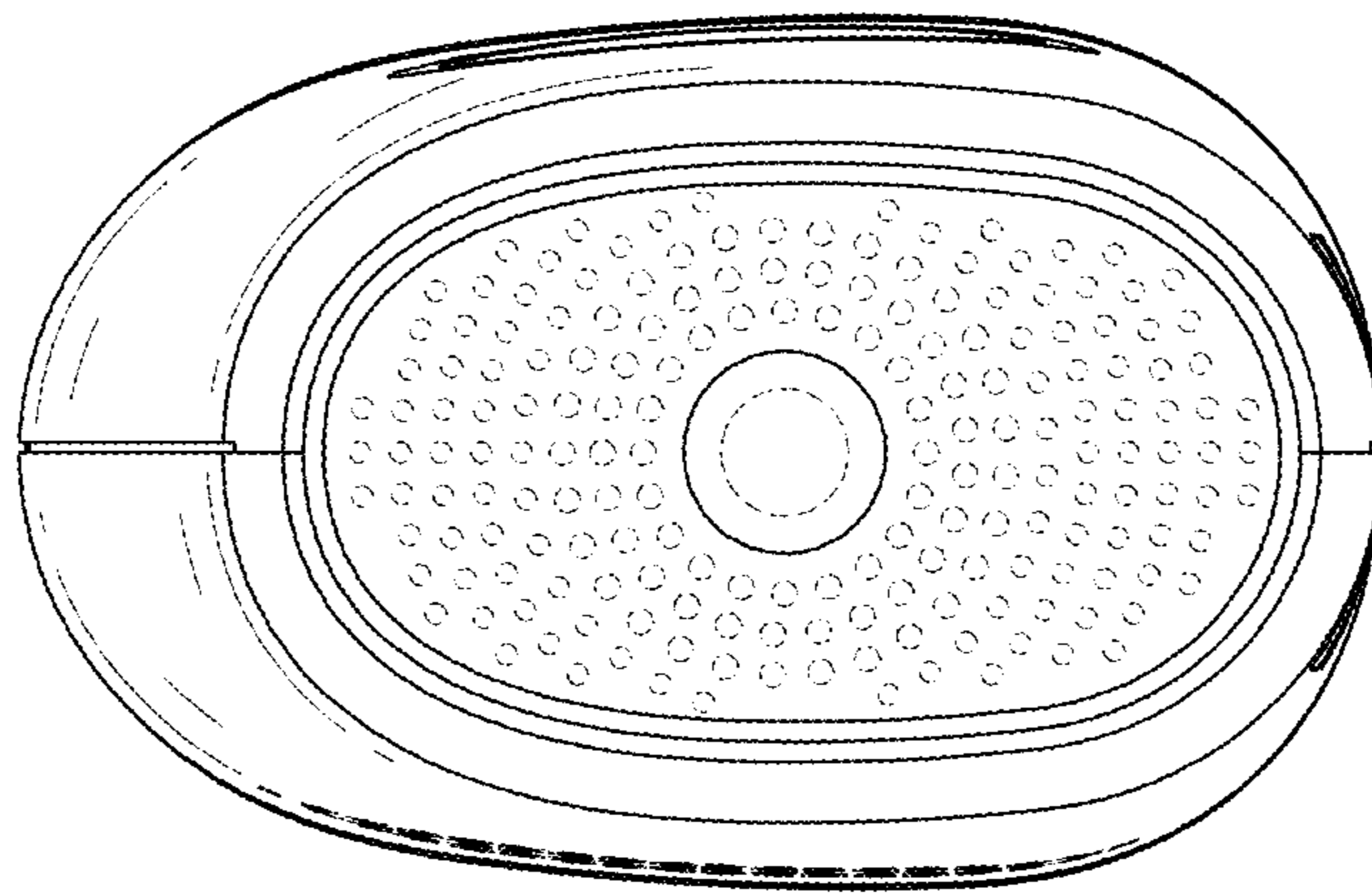


FIG. 8