



US00D965854S

(12) **United States Design Patent** (10) **Patent No.:** **US D965,854 S**
Wanders et al. (45) **Date of Patent:** **** Oct. 4, 2022**

(54) **DECORATIVE LIGHT COVER**
(71) Applicant: **RAMUN KOREA CO., LTD.**, Seoul (KR)
(72) Inventors: **Marcel Wanders**, Amsterdam (NL); **Sang Min Chung**, Los Angeles, CA (US)
(73) Assignee: **Ramun Korea Co., Ltd.**, Seoul (KR)
(**) Term: **15 Years**
(21) Appl. No.: **29/704,830**
(22) Filed: **Sep. 6, 2019**
(51) **LOC (13) Cl.** **26-05**
(52) **U.S. Cl.**
USPC **D26/118**
(58) **Field of Classification Search**
USPC D26/2, 67, 118, 120, 125, 128-137
CPC F21V 1/00; F21V 1/12; F21V 1/14; F21V 1/16; F21V 1/20; F21V 1/143; F21V 1/146; F21V 15/00; F21V 15/01; F21V 15/012; F21V 3/00; F21V 3/02; F21V 3/049; F21V 3/061; F21V 3/0615; F21V 3/0625
See application file for complete search history.

D549,868 S * 8/2007 Deron D26/128
D559,434 S * 1/2008 Morris D26/128
D560,018 S * 1/2008 Morris D26/128
D579,143 S * 10/2008 De'Armond D26/135
D650,118 S * 12/2011 Yang D26/120
D656,663 S * 3/2012 Son D26/118
D656,665 S * 3/2012 Son D26/118
D744,695 S * 12/2015 Kwok D26/135
2021/0123590 A1* 4/2021 Huang F21V 23/002

* cited by examiner

Primary Examiner — Wan Laymon

Assistant Examiner — Clint A Samuel

(74) *Attorney, Agent, or Firm* — Klarquist Sparkman, LLP

(57) **CLAIM**

We claim the ornamental design for a decorative light cover, as shown and described.

DESCRIPTION

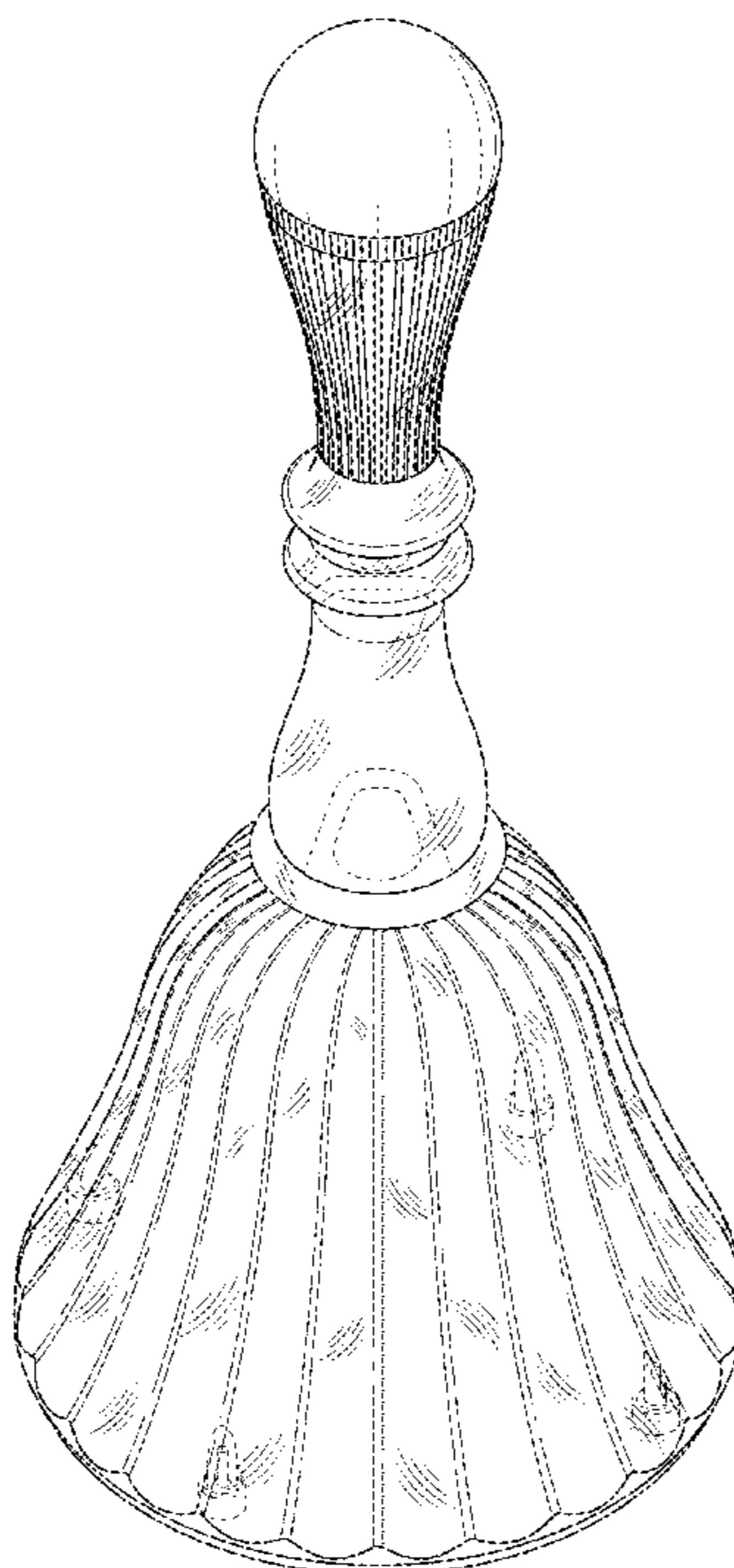
FIG. 1 is a perspective view of a decorative light cover, FIG. 2 is a front elevational view of the decorative light cover, FIG. 3 is a rear elevational view of the decorative light cover, FIG. 4 is a left side elevational view of the decorative light cover, FIG. 5 is a right side elevational view of the decorative light cover, FIG. 6 is a top plan view of the decorative light cover; and, FIG. 7 is a bottom plan view of the decorative light cover. The broken lines shown in the drawings are included for the purpose of illustrating portions of the decorative light cover, and form no part of the claimed design.

1 Claim, 7 Drawing Sheets

(56) **References Cited**

U.S. PATENT DOCUMENTS

D280,239 S * 8/1985 Burket D26/132
D280,240 S * 8/1985 Burket D26/132
D402,394 S * 12/1998 Archambault D26/125
D436,217 S * 1/2001 Lin D26/129
D444,590 S * 7/2001 Lee D26/131



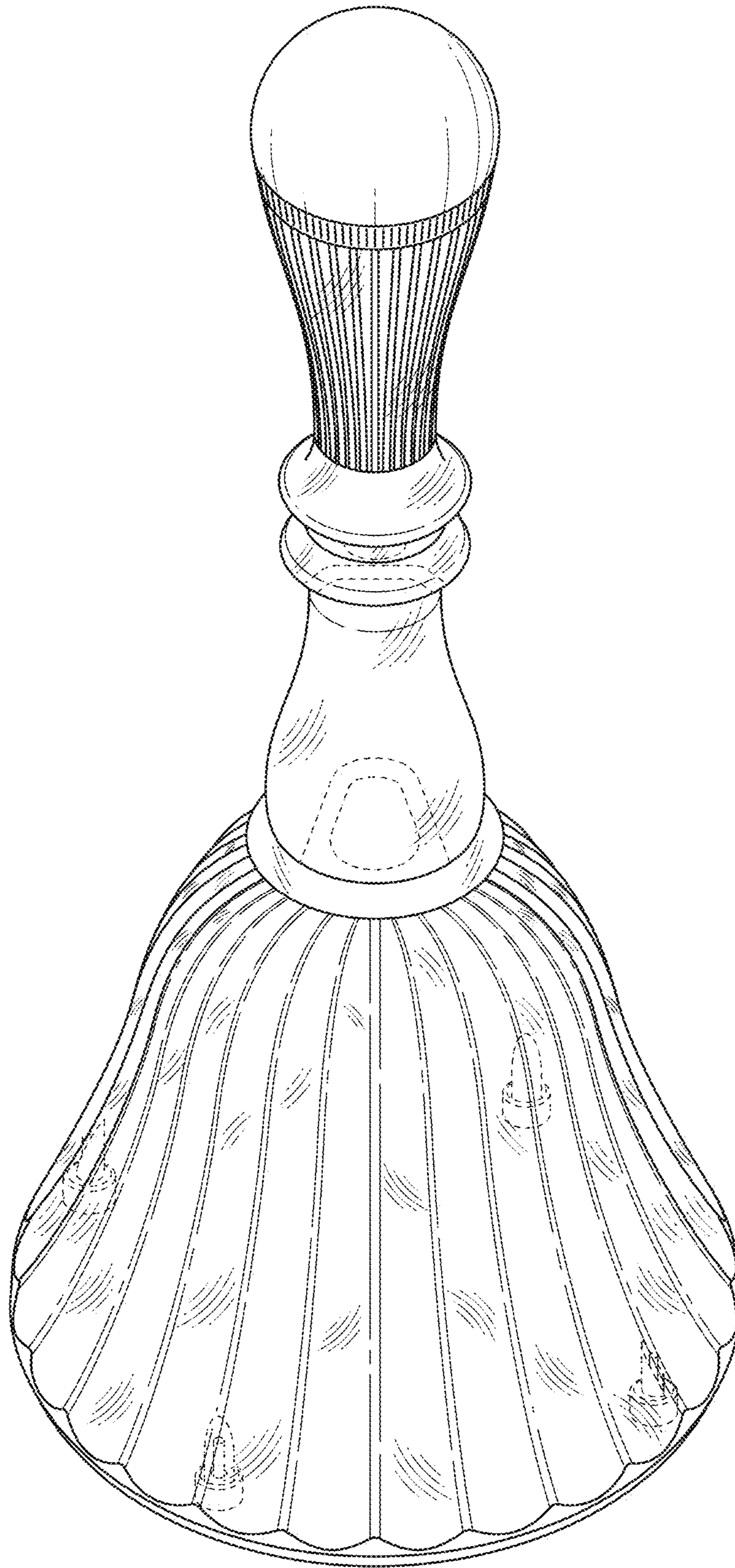


FIG. 1




FIG. 2




FIG. 3




FIG. 4




FIG. 5

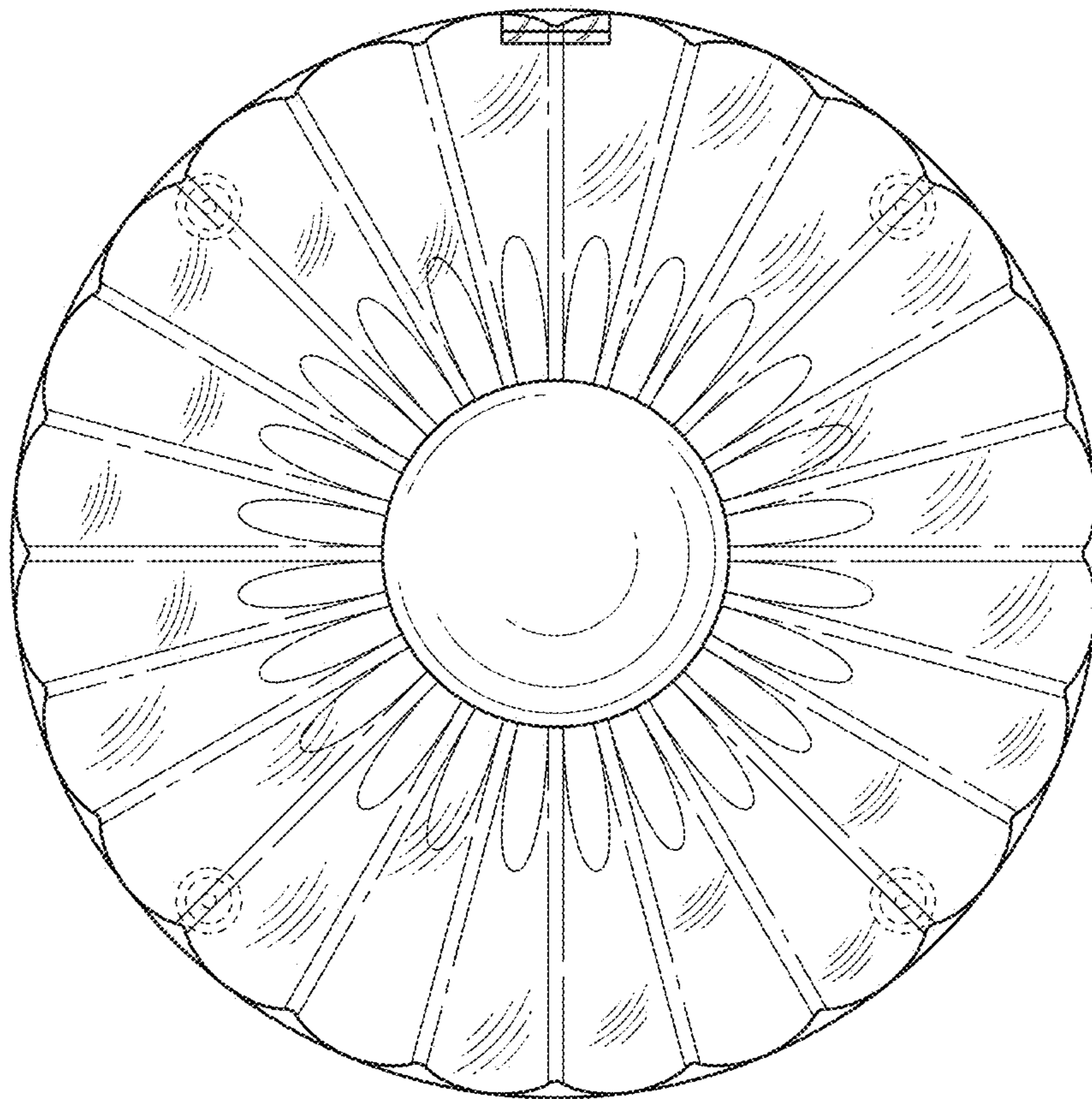


FIG. 6

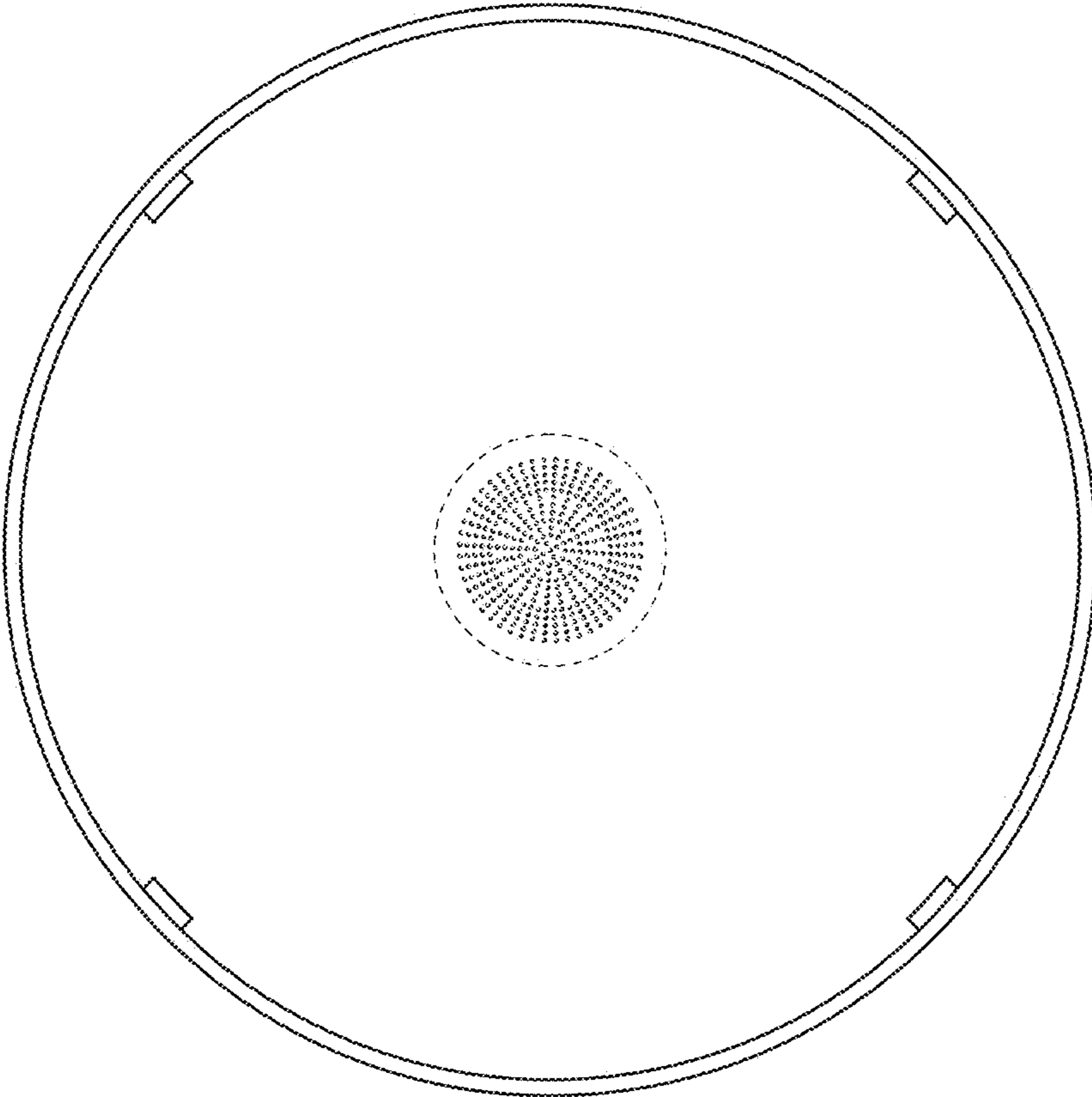


FIG. 7