



US00D965820S

(12) **United States Design Patent** (10) **Patent No.:** **US D965,820 S**  
**Anderson et al.** (45) **Date of Patent:** **\*\* \*Oct. 4, 2022**

(54) **SHED**  
(71) Applicant: **SUNCAST TECHNOLOGIES, LLC**,  
Palm Beach Gardens, FL (US)  
(72) Inventors: **Torrence Anderson**, Overland Park, KS  
(US); **Jairo S. Tobar**, Sycamore, IL  
(US); **William J. Phillips**, Batavia, IL  
(US); **Stephen Whitehead**, Elgin, IL  
(US)  
(73) Assignee: **Suncast Technologies, LLC**, Palm  
Beach Gardens, FL (US)

D468,442 S \* 1/2003 Tisbo ..... D25/16  
D468,833 S \* 1/2003 Tisbo ..... D25/33  
D559,011 S \* 1/2008 Mehmen ..... D6/671.1  
D591,076 S \* 4/2009 Guizzardi ..... D6/671.1  
D625,835 S \* 10/2010 McKimmy ..... D25/33  
D688,806 S \* 8/2013 Phillips ..... D25/33  
8,511,001 B2 \* 8/2013 Uffner ..... E04B 1/34321  
52/66  
D728,824 S \* 5/2015 McKimmy ..... D25/33  
D730,541 S \* 5/2015 Phillips ..... D25/33  
D767,921 S \* 10/2016 Burden ..... D6/671.1  
D769,032 S \* 10/2016 Burden ..... D6/671.1  
D784,557 S \* 4/2017 Thuma ..... D25/33  
D870,495 S \* 12/2019 Guo ..... D6/671  
D914,401 S \* 3/2021 Leng ..... D6/667  
D914,402 S \* 3/2021 Xiao ..... D6/667  
D919,970 S \* 5/2021 Kim ..... D3/294

(\*) Notice: This patent is subject to a terminal dis-  
claimer.

(\*\*) Term: **15 Years**

(21) Appl. No.: **29/710,444**

(22) Filed: **Oct. 23, 2019**

(51) **LOC (13) Cl.** ..... **25-03**

(52) **U.S. Cl.**  
USPC ..... **D25/33; D6/671.1**

(58) **Field of Classification Search**  
USPC ..... D25/48.2, 48.3, 33, 16, 59, 22, 15, 17,  
D25/18, 29, 32, 30, 34; D6/663, 667,  
D6/671.1; D34/7, 8, 11, 1; D30/108;  
D3/273, 294  
CPC ..... E04H 6/005; E04H 1/12; E04H 1/1216;  
E04H 1/1205; E04B 1/34321; E04B  
2001/34389

See application file for complete search history.

(56) **References Cited**

**U.S. PATENT DOCUMENTS**

D332,332 S \* 1/1993 Markey ..... D34/1  
D365,154 S \* 12/1995 Maple ..... D25/16  
D375,169 S \* 10/1996 Hunt ..... D25/16  
D384,419 S \* 9/1997 Dickinson ..... D25/16

**FOREIGN PATENT DOCUMENTS**

GB 2007355 \* 6/1990  
GB 6016389 \* 8/2017  
JP D1082806 \* 8/2000

\* cited by examiner

*Primary Examiner* — Brett Miller

(74) *Attorney, Agent, or Firm* — McHale & Slavin, P.A.

(57) **CLAIM**

The ornamental design for shed, as shown and described.

**DESCRIPTION**

FIG. 1 is a top front left perspective view of the shed of the  
present invention;

FIG. 2 is a top front right perspective view thereof;

FIG. 3 is a front view thereof;

FIG. 4 is a rear view thereof;


FIG. 5 is a left side view thereof;

FIG. 6 is a right side view thereof; and,

FIG. 7 is a top view thereof.

The portions of the shed shown in broken lines illustrate  
portions of the shed that are not claimed.

**1 Claim, 7 Drawing Sheets**



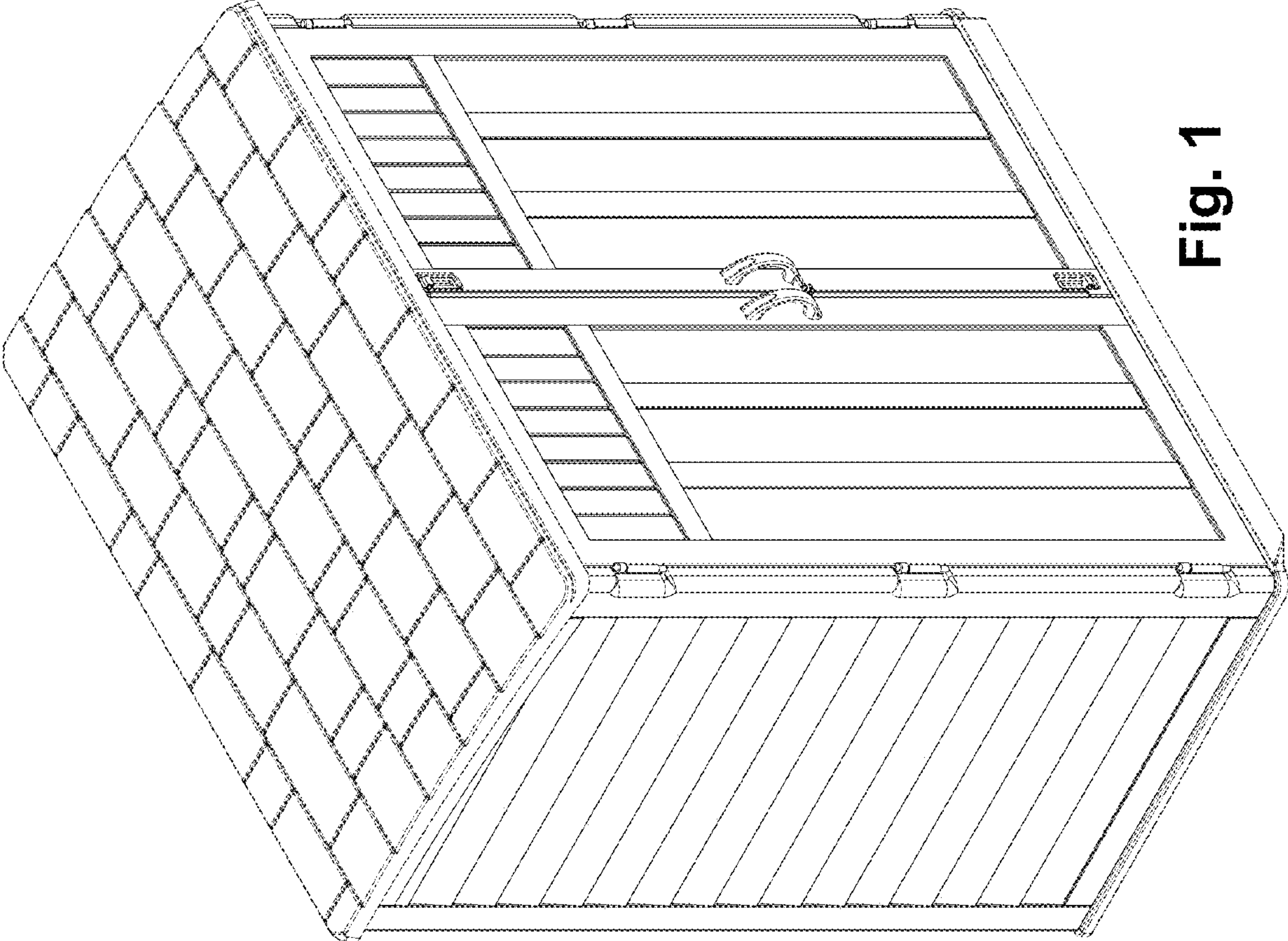


Fig. 1



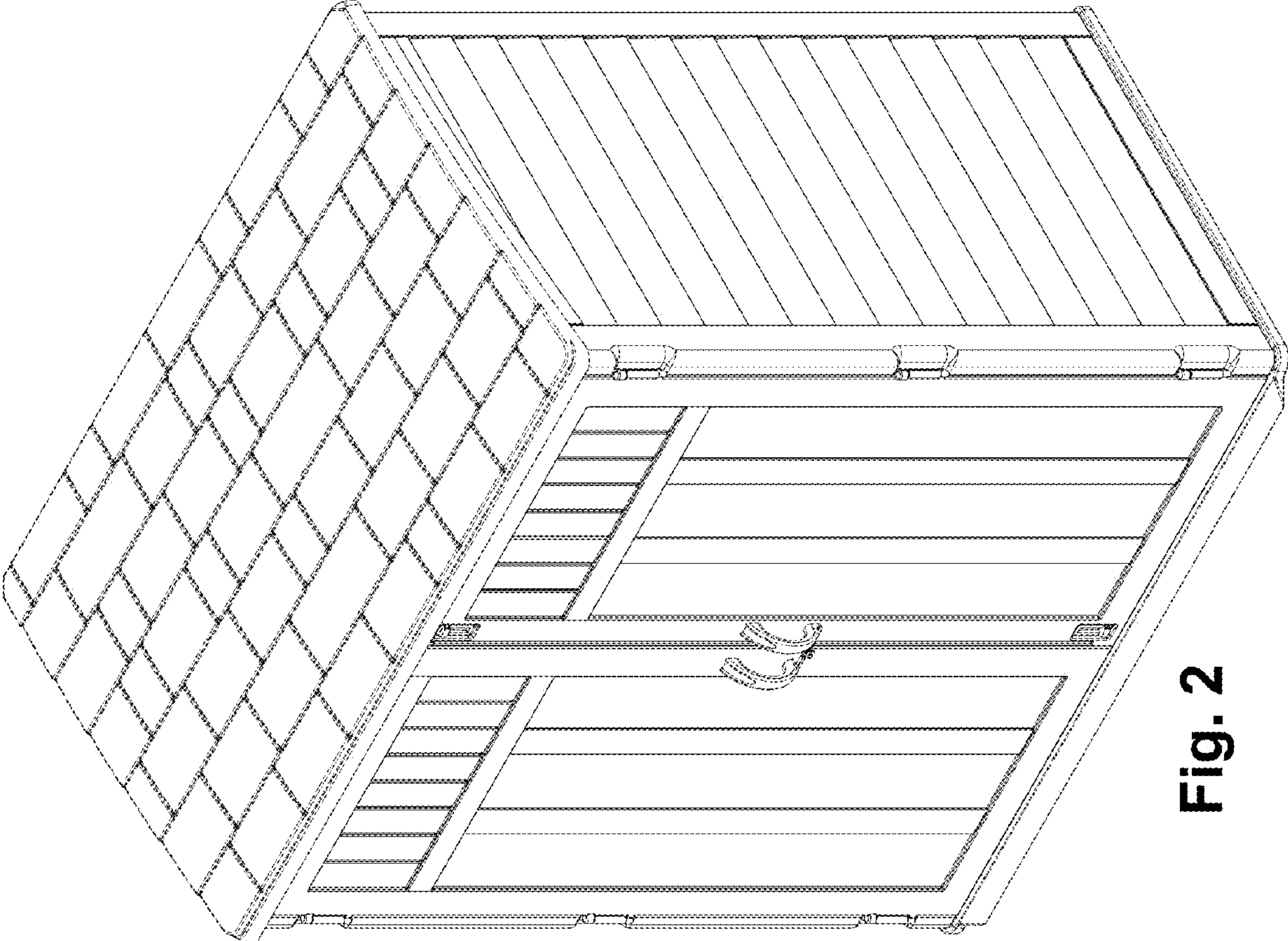
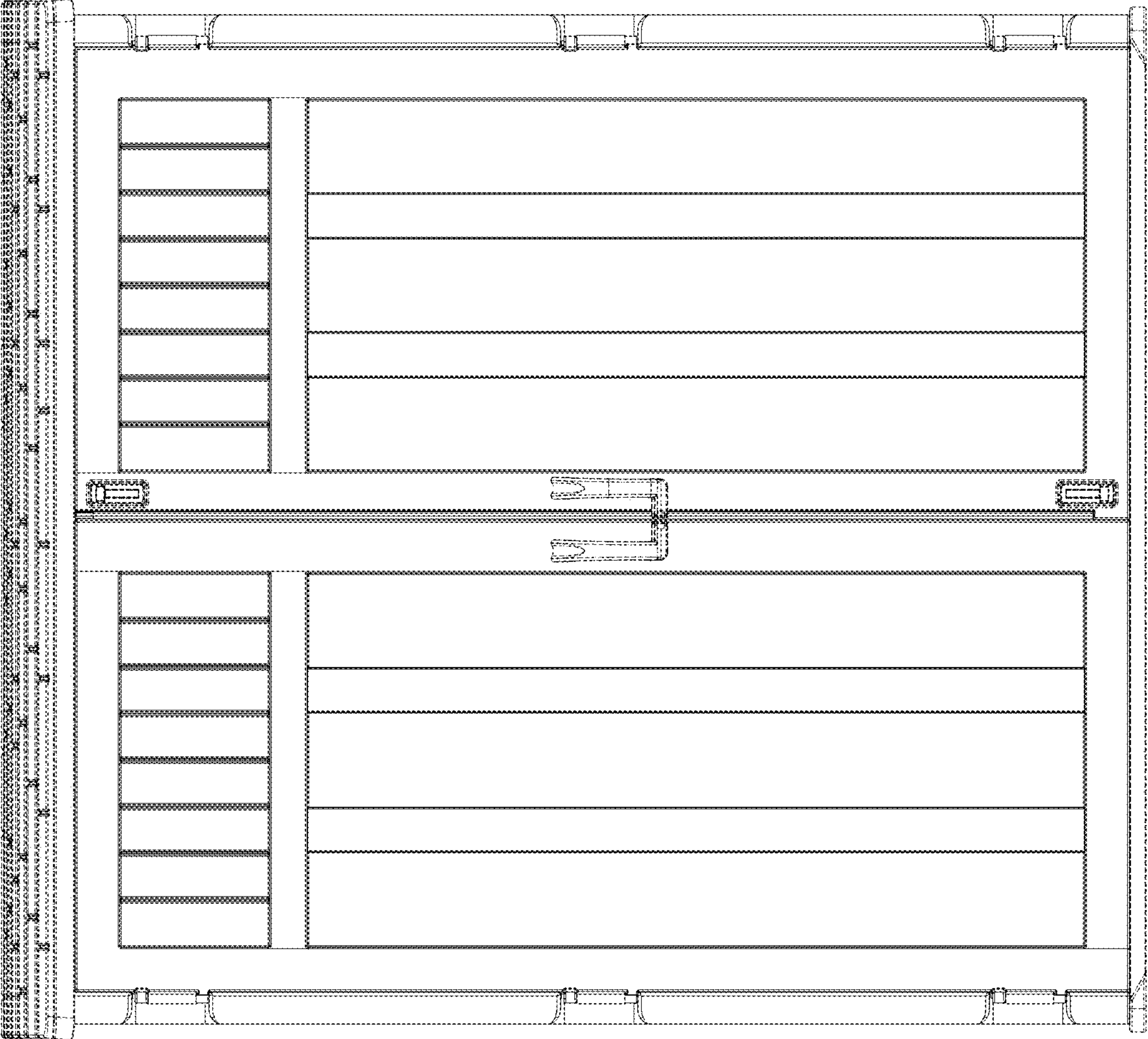



Fig. 2

Fig. 3



**Fig. 4**



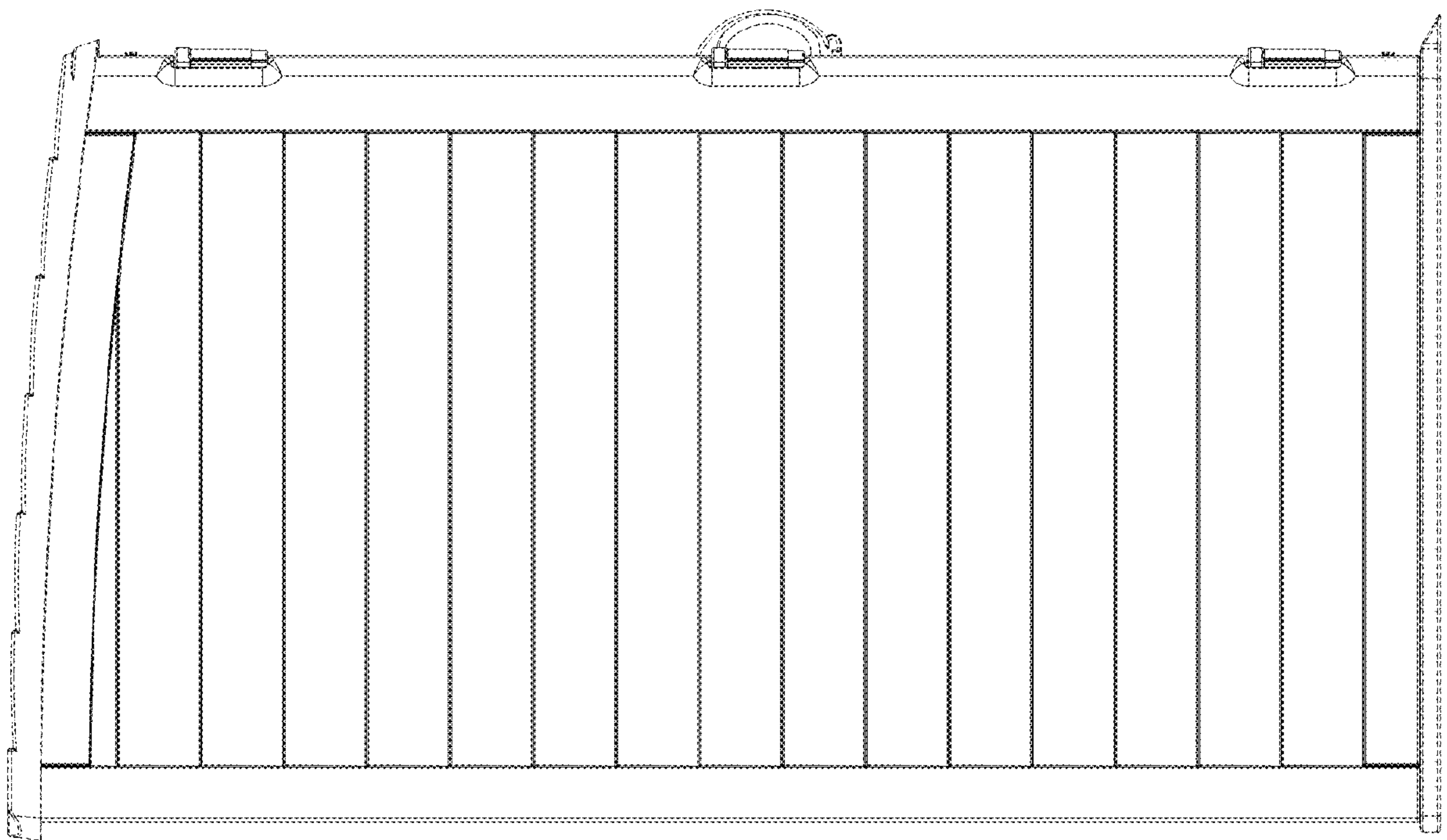
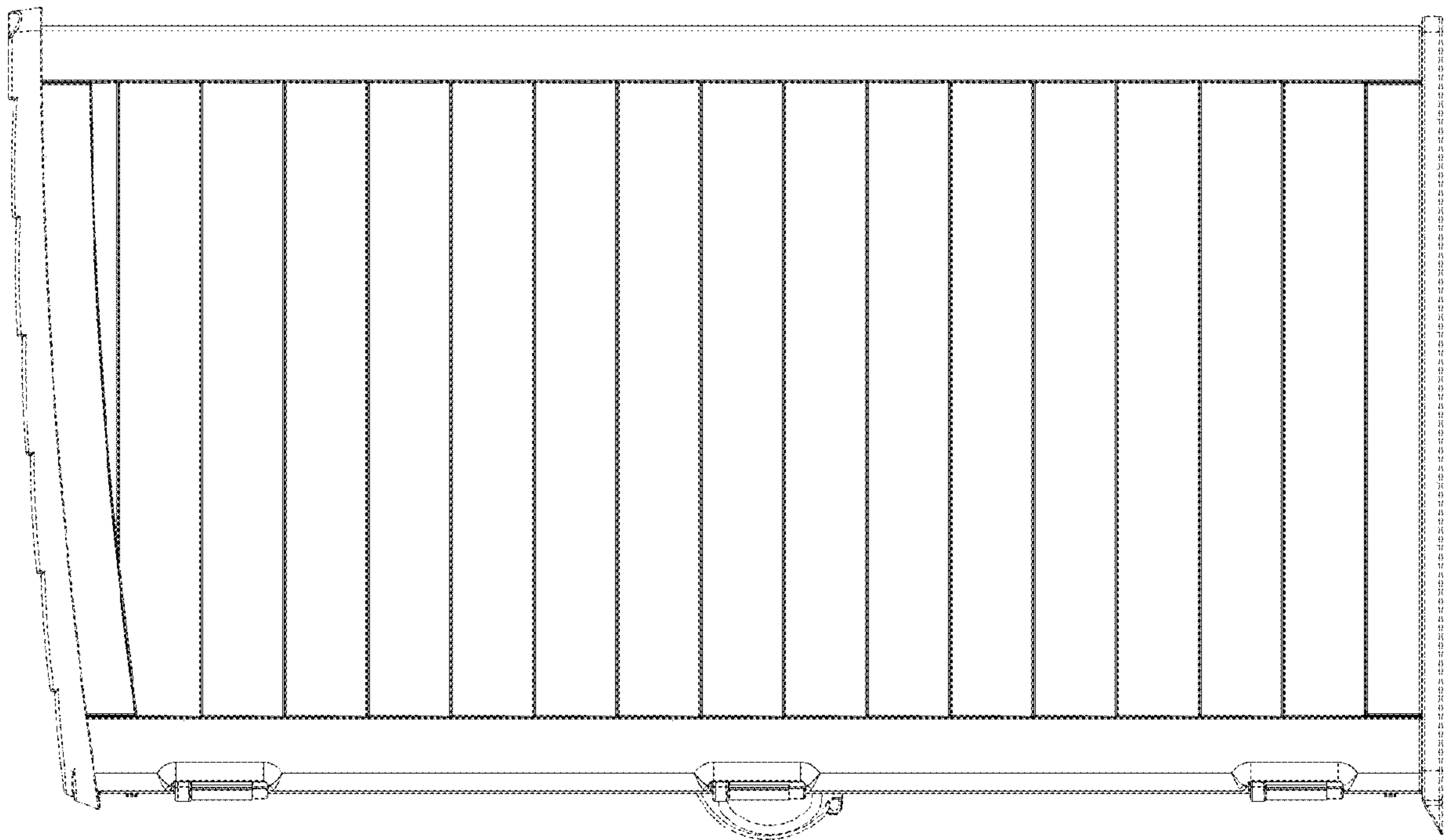


Fig. 5





**Fig. 6**




Fig. 7