



US00D965810S

(12) **United States Design Patent** (10) **Patent No.:** **US D965,810 S**
Cai (45) **Date of Patent:** **** Oct. 4, 2022**

(54) **VIBRATOR**

(71) Applicant: **Dongguan Jingdouyun Silicone Electronic Co., Ltd., Dongguan (CN)**

(72) Inventor: **Xuefei Cai, Dongguan (CN)**

(**) Term: **15 Years**

(21) Appl. No.: **29/750,069**

(22) Filed: **Sep. 11, 2020**

(51) **LOC (13) Cl.** **28-03**

(52) **U.S. Cl.**
USPC **D24/215**

(58) **Field of Classification Search**
USPC D24/215, 200, 211, 212, 213, 214, 141, D24/133
CPC A61H 19/00; A61H 19/30; A61H 19/32; A61H 19/34; A61H 19/40; A61H 19/44; A61H 19/50; A61H 21/00; A61H 23/00; A61H 2205/087

See application file for complete search history.

(56) **References Cited**

U.S. PATENT DOCUMENTS

D681,224 S *	4/2013	Chen	D24/215
D739,951 S *	9/2015	Tai	D24/215
D879,990 S *	3/2020	Qiu	D24/215
D879,992 S *	3/2020	Li	D24/215
D882,109 S *	4/2020	Qiu	D24/215
D882,811 S *	4/2020	Lee	D24/215
D884,914 S *	5/2020	Gao	D24/215
2014/0088350 A1 *	3/2014	Nan	A61H 1/005 600/38
2017/0027809 A1 *	2/2017	Lenke	A61H 19/40
2020/0281808 A1 *	9/2020	Kirsten	A61H 23/04

OTHER PUBLICATIONS

Clitoral Sucking Vibrator. Date: Not listed. [online]. [Site visited Nov. 10, 2021]. Available from Internet URL: [https://www.alibaba.com/product-detail/Clitoral-Sucking-Vibrator-G-Spot-Sucker_1600371035932.html? \(Year: NA\) \(Year: NA\).](https://www.alibaba.com/product-detail/Clitoral-Sucking-Vibrator-G-Spot-Sucker_1600371035932.html? (Year: NA) (Year: NA).)

Vibrator. Date: not listed. [online]. [Site visited Nov. 10, 2021]. Available from Internet URL: [https://detail.1688.com/offer/641443199700.html?spm=a2615.2177701.autotrace-offerGeneral.3.317f4b71vLTB5M \(Year: NA\).](https://detail.1688.com/offer/641443199700.html?spm=a2615.2177701.autotrace-offerGeneral.3.317f4b71vLTB5M (Year: NA).)
Vibrators. (Design—© Questel) orbit.com. [Online PDF compilation of references] 42 pgs. Print Dates Range Jan. 18, 2017-Jan. 12, 2021 [Retrieved Nov. 9, 2021] [https://www.orbit.com/export/UCZAH96B/pdf4/0259363f-f827-425c-b5f9-49bc2dceb541-165857.pdf \(Year: 2021\).](https://www.orbit.com/export/UCZAH96B/pdf4/0259363f-f827-425c-b5f9-49bc2dceb541-165857.pdf (Year: 2021).)

* cited by examiner

Primary Examiner — Susan Bennett Hattan
Assistant Examiner — Landon Thomas Cassell
(74) *Attorney, Agent, or Firm* — Daniel M. Cohn; Howard M. Cohn

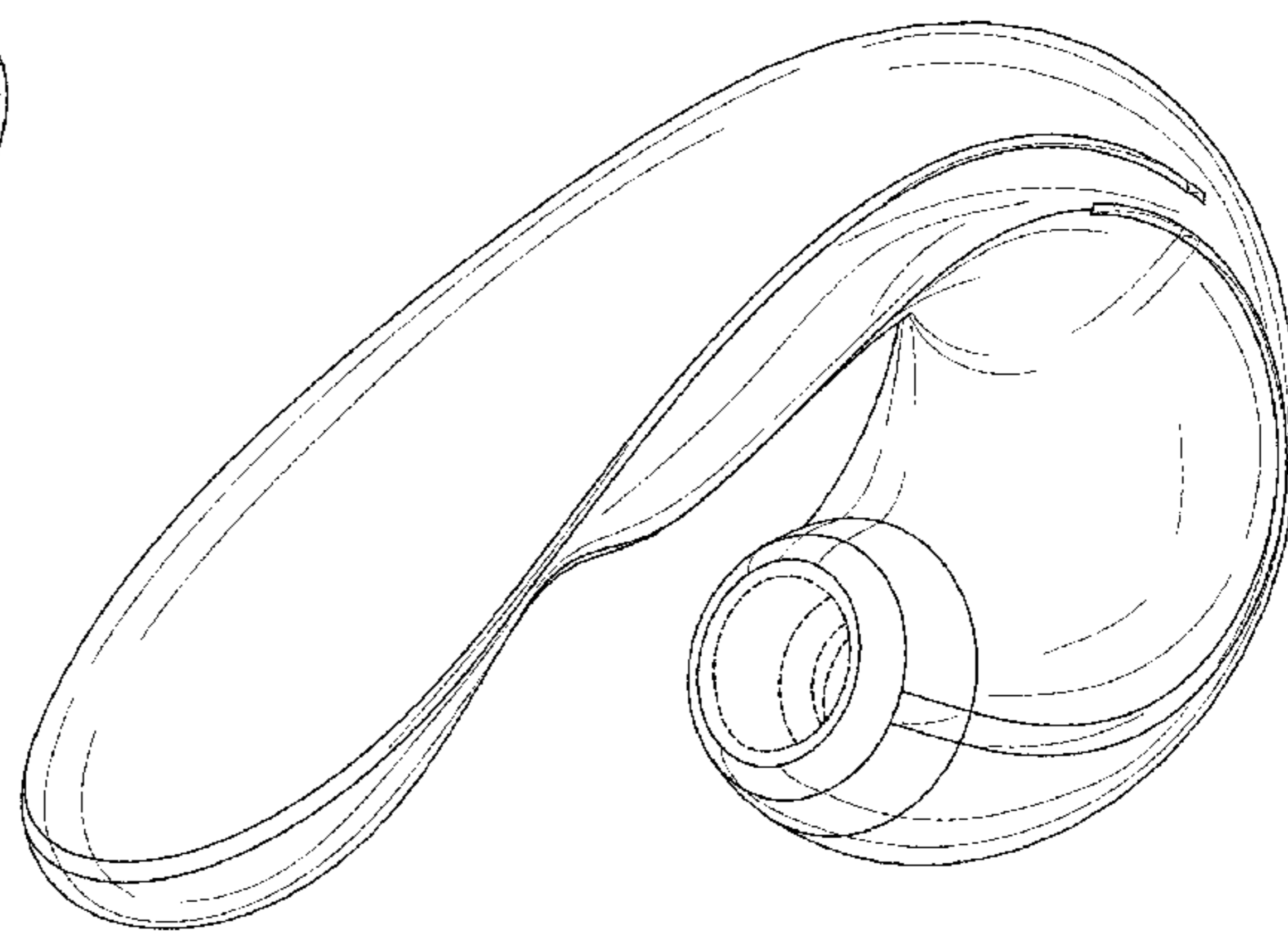
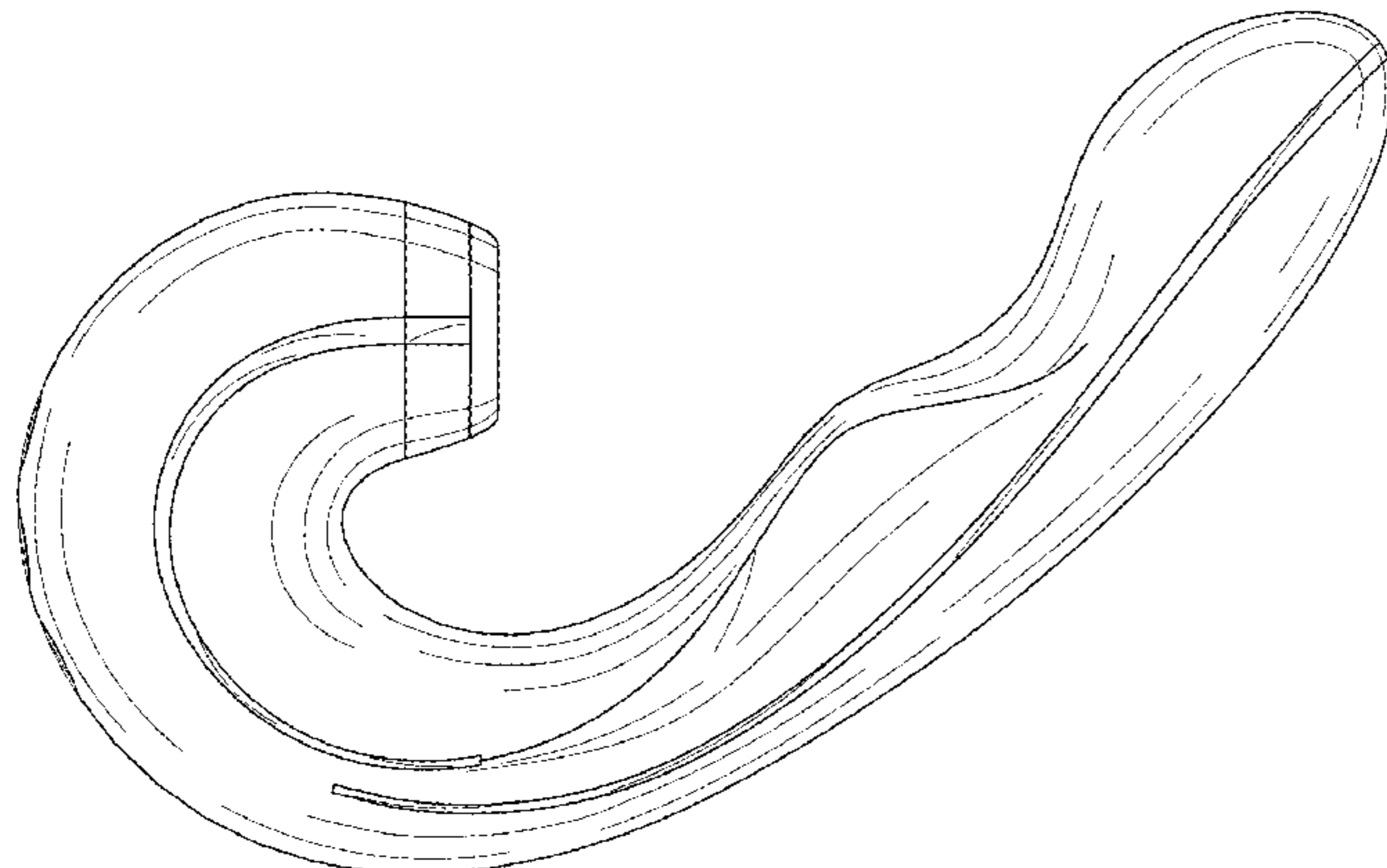
(57) **CLAIM**

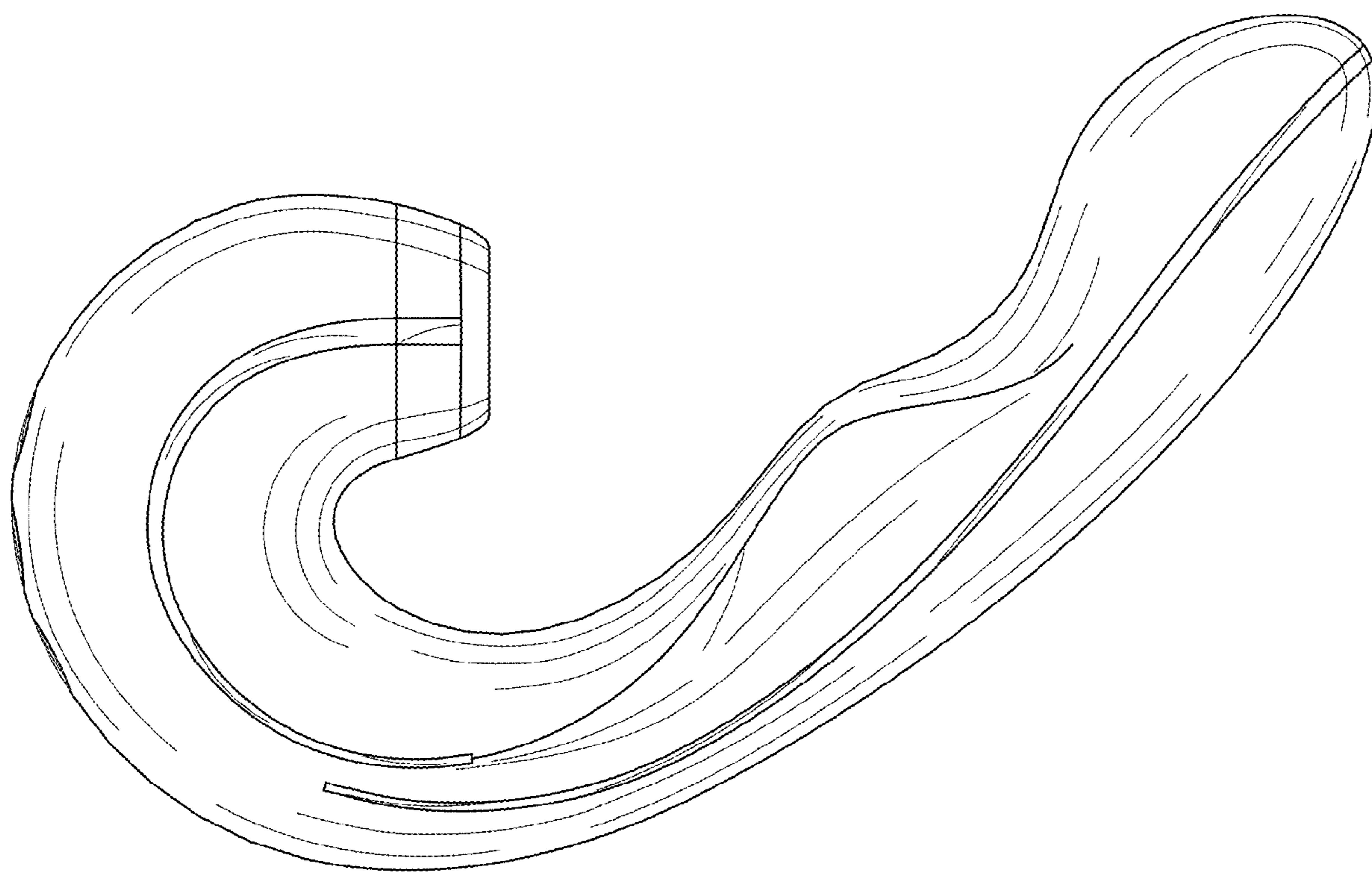
The ornamental design for a vibrator, as shown and described.

DESCRIPTION

FIG. 1 is a front view of a vibrator showing my present design;
FIG. 2 is a rear view thereof;
FIG. 3 is a left view thereof;
FIG. 4 is a right side view thereof;
FIG. 5 is a top side view thereof;
FIG. 6 is a bottom view thereof; and,
FIG. 7 is a perspective view thereof.
The broken lines in the drawings illustrate portions of a vibrator which form no part of the claimed design.

1 Claim, 7 Drawing Sheets





F I G . 1

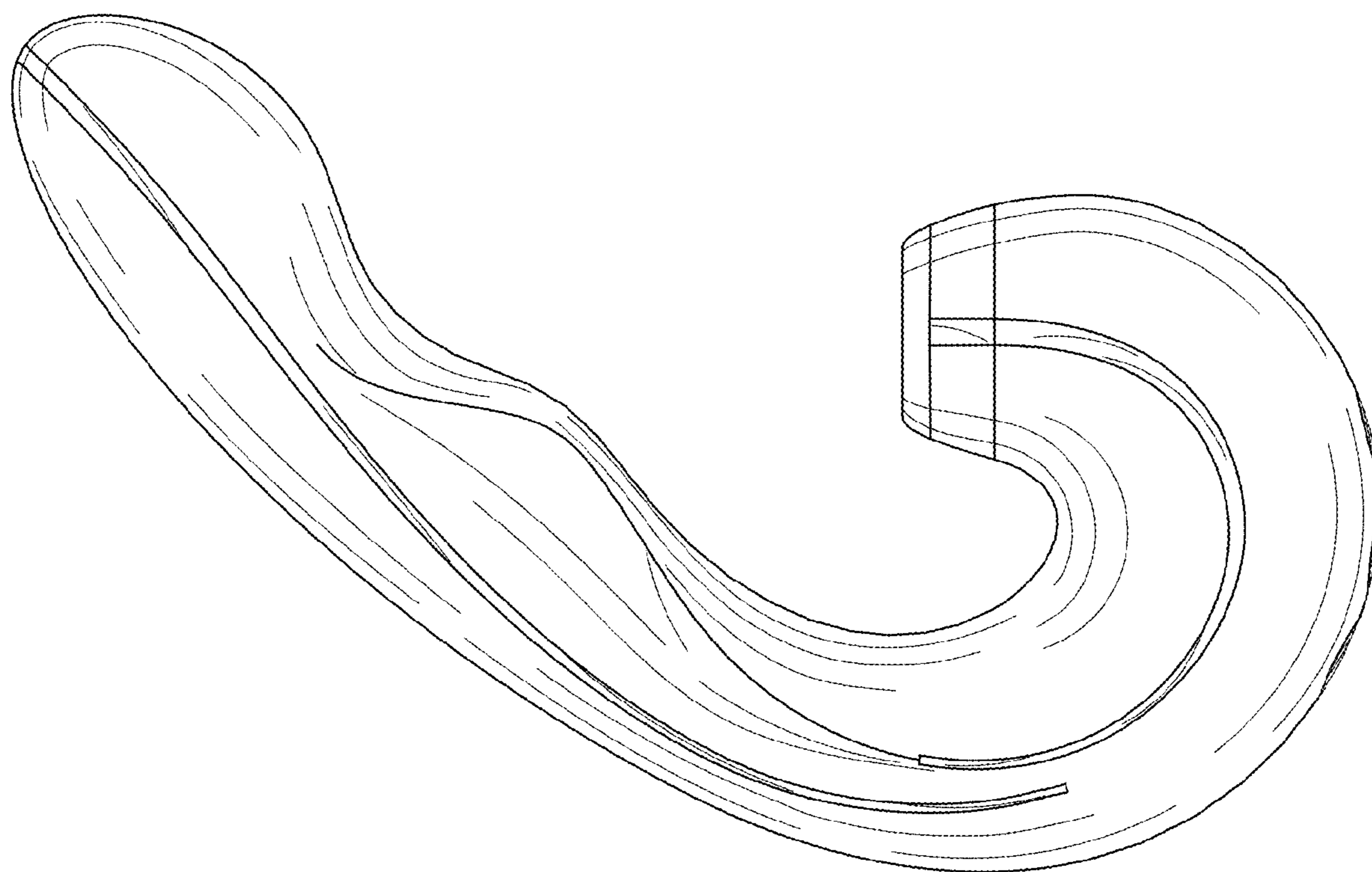


FIG. 2

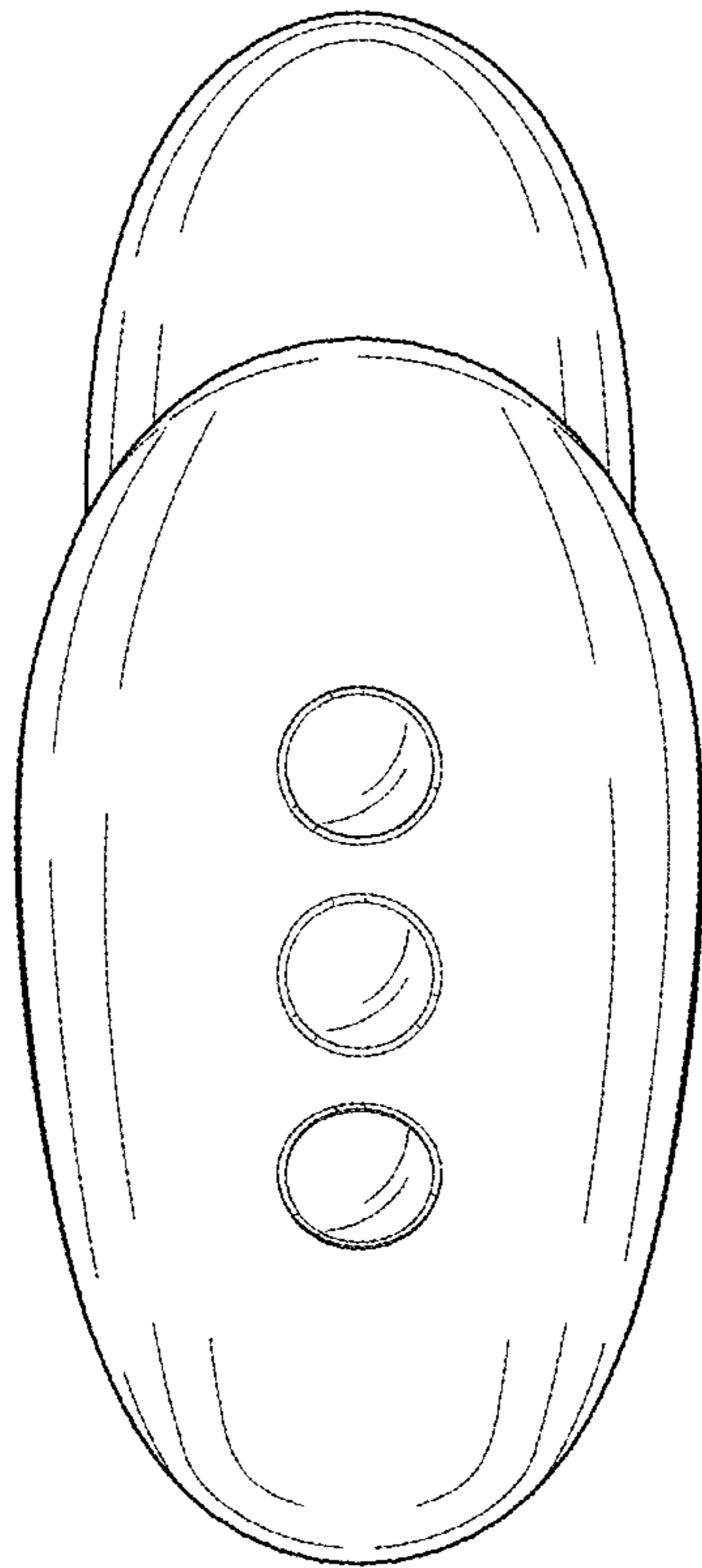
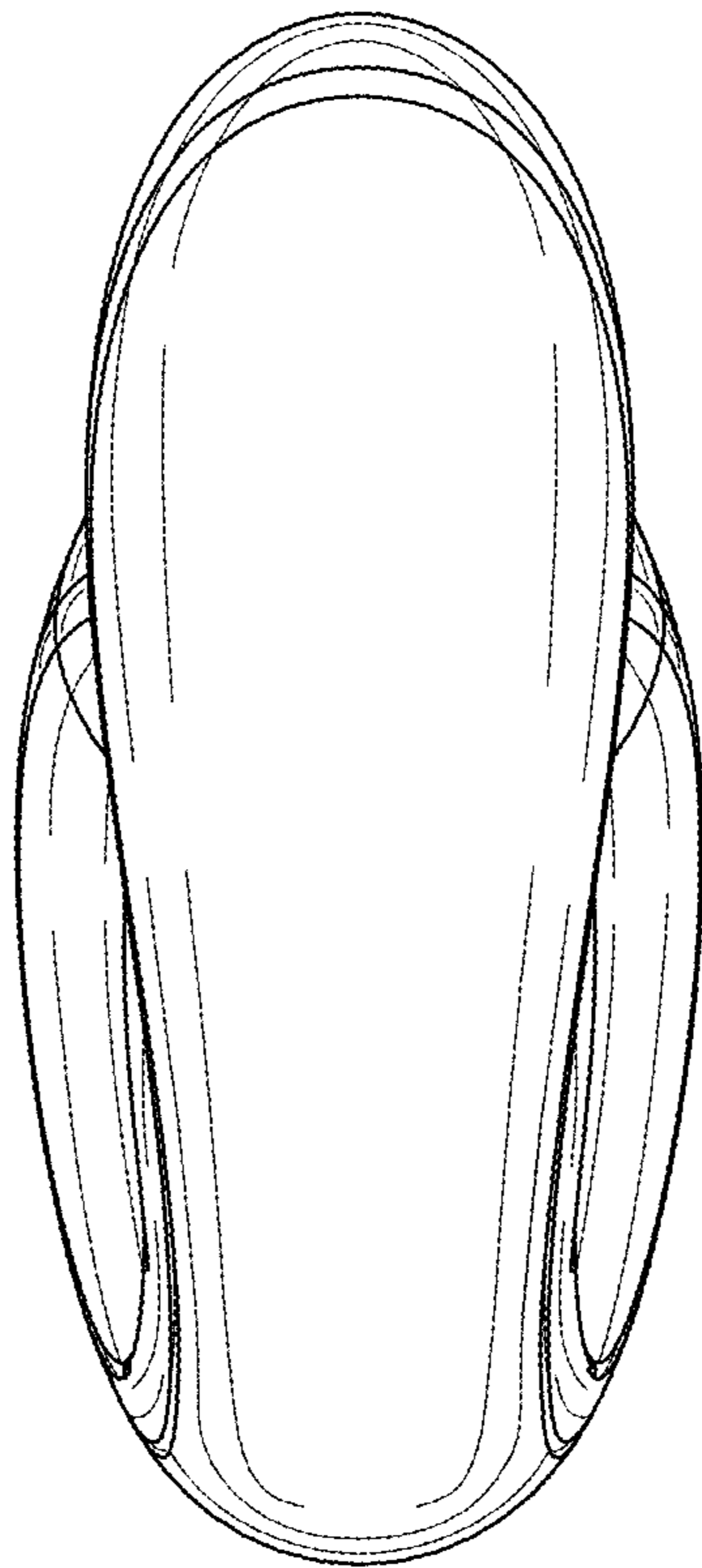


FIG. 3



F I G. 4

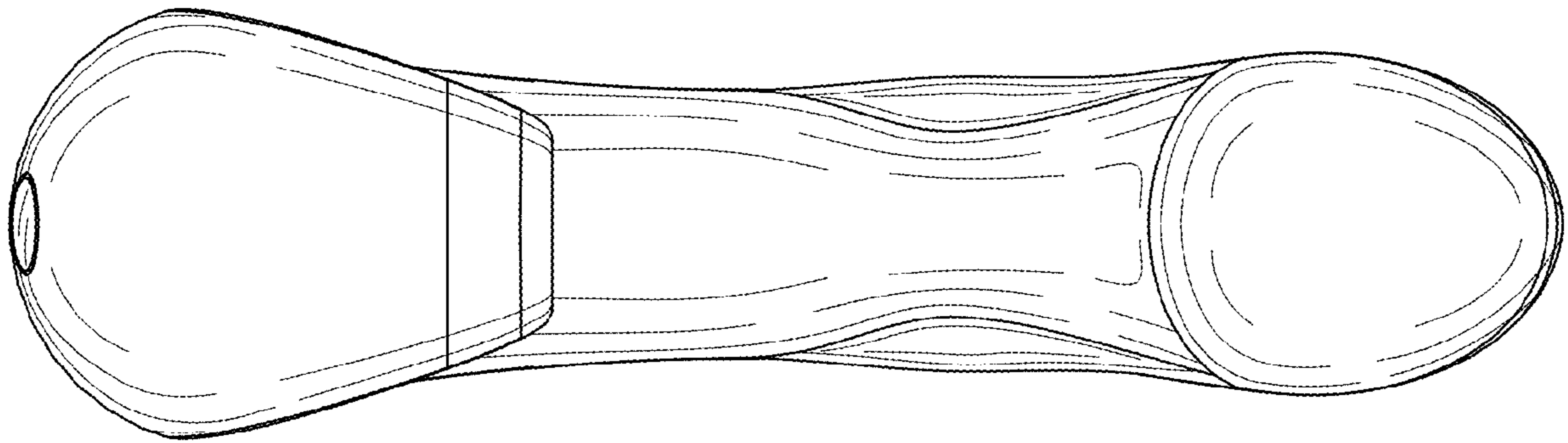
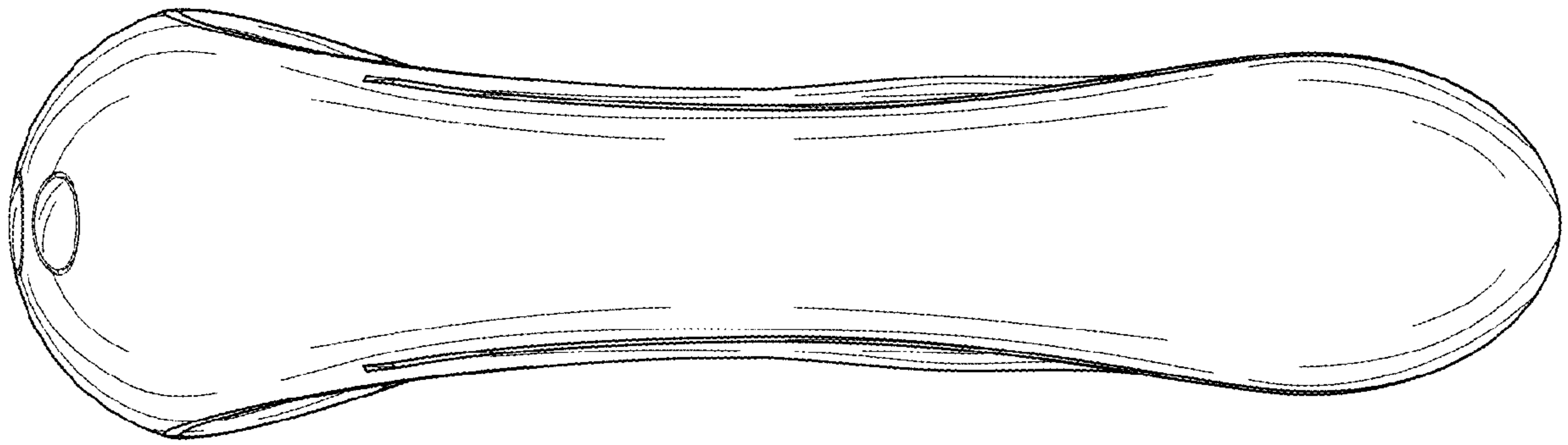
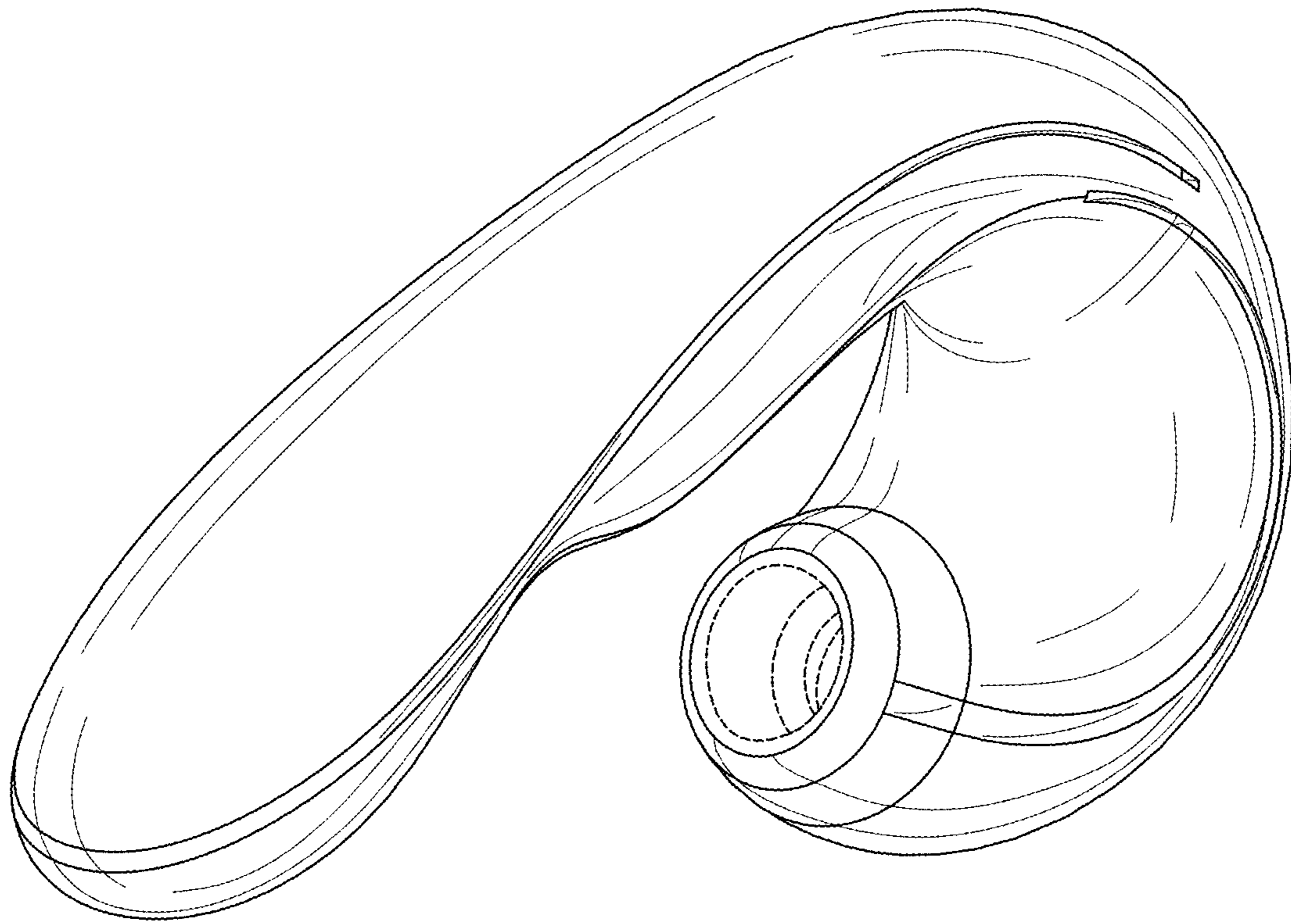


FIG. 5



F I G. 6



F I G . 7