



US00D965796S

(12) **United States Design Patent**
Lan

(10) **Patent No.:** **US D965,796 S**

(45) **Date of Patent:** **** Oct. 4, 2022**

(54) **KNEE BRACE**

(71) Applicant: **Shenzhen Rongfan Network Technology Co., Ltd., Shenzhen (CN)**

(72) Inventor: **Zhibin Lan, Longyan (CN)**

(**) Term: **15 Years**

(21) Appl. No.: **29/832,940**

(22) Filed: **Mar. 31, 2022**

(51) **LOC (13) Cl.** **24-01**

(52) **U.S. Cl.**
USPC **D24/190**

(58) **Field of Classification Search**
USPC D24/188-190; D29/121.1
CPC A61F 2005/0176; A61F 5/0123; A61F 13/085
See application file for complete search history.

(56) **References Cited**

U.S. PATENT DOCUMENTS

- 3,306,288 A * 2/1967 Rosenfield A61F 13/08
602/76
- 4,856,112 A * 8/1989 Effie A41D 13/08
D2/612
- D331,804 S * 12/1992 Shiono D24/190
- D331,805 S * 12/1992 Shiono D24/190
- 5,695,452 A * 12/1997 Grim B29C 44/0446
602/19
- D393,138 S * 4/1998 Frey A61F 13/041
D2/610
- 5,807,292 A * 9/1998 Delmore A61F 13/04
602/8
- D405,558 S * 2/1999 Campisi D29/121.1
- D454,198 S * 3/2002 Lamping D24/190
- D460,824 S * 7/2002 Ames D24/190
- 6,580,011 B1 * 6/2003 Jennings-Spring
A61F 13/0021
602/41
- D487,171 S * 2/2004 Miller D29/120.1
- D527,825 S 9/2006 Ingimundarson

- D546,003 S * 7/2007 Choi D29/120.1
- D550,848 S * 9/2007 Juta D24/190
- D569,984 S * 5/2008 Reinhardt D24/190
- D577,828 S 9/2008 Ingimundarson
- D580,554 S * 11/2008 Lin D24/190
- D580,556 S * 11/2008 Lin D24/190
- D623,757 S * 9/2010 Chiang D24/190
- D630,333 S * 1/2011 Chiang D24/190
- D641,107 S * 7/2011 Bonner D29/121.1
- D654,181 S * 2/2012 Chiang D24/190
- D667,128 S 9/2012 Pierce

(Continued)

FOREIGN PATENT DOCUMENTS

- GB 6094253 * 7/2020
- GB 6174353 * 11/2021

Primary Examiner — T Chase Nelson

Assistant Examiner — Kelly L Gross

(74) *Attorney, Agent, or Firm* — Rumit Ranjit Kanakia


(57) **CLAIM**

The ornamental design for a knee brace, as shown and described.

DESCRIPTION

FIG. 1 is a perspective view of a knee brace in a wearing state showing my new design;
 FIG. 2 is another perspective view thereof;
 FIG. 3 is a front elevational view thereof;
 FIG. 4 is a rear elevational view thereof;
 FIG. 5 is a left elevational view thereof;
 FIG. 6 is a right elevational view thereof;
 FIG. 7 is a top side view thereof;
 FIG. 8 is a bottom plan view thereof; and,
 FIG. 9 is a perspective view of the knee brace when it's not in use.
 The broken lines in the figures are for the purposes of illustrating portions of the knee brace, which form no part of the claimed design.

1 Claim, 9 Drawing Sheets



(56)

References Cited

U.S. PATENT DOCUMENTS

D683,859 S 6/2013 Forbes
 D707,361 S * 6/2014 Banks D24/190
 D710,018 S 7/2014 Forbes
 D728,805 S * 5/2015 Tanaka D24/190
 D746,997 S * 1/2016 Higgins D24/190
 D758,598 S 6/2016 Forbes
 D767,772 S * 9/2016 Jiminez D24/190
 D767,773 S * 9/2016 Jiminez D24/190
 D778,506 S * 2/2017 Matfus D29/121.1
 D785,190 S * 4/2017 Bell D24/190
 D785,804 S * 5/2017 Matfus D24/190
 D800,324 S * 10/2017 Cox D24/190
 D802,893 S * 11/2017 Matfus D2/980
 D808,029 S * 1/2018 Jimenez D24/192
 D810,309 S 2/2018 Forbes
 D811,612 S * 2/2018 Iida D24/190
 D834,202 S * 11/2018 Legatt D24/190
 D837,986 S * 1/2019 Khubani D24/190
 D850,631 S * 6/2019 McEwen D24/189
 D850,632 S * 6/2019 Chiang D24/190
 D851,262 S * 6/2019 Lind D24/190
 D852,369 S * 6/2019 Chiang D24/190
 D852,966 S * 7/2019 Chiang D24/190
 D861,885 S * 10/2019 McEwen D24/190
 D863,566 S * 10/2019 Sigurdsson D24/190

D863,567 S * 10/2019 Sigurdsson D24/190
 D876,649 S * 2/2020 Lind D24/190
 D880,704 S * 4/2020 McEwen D24/189
 D883,498 S * 5/2020 Lu D24/190
 D884,194 S * 5/2020 Higgins D24/189
 D884,909 S * 5/2020 McBride D24/190
 D885,588 S * 5/2020 Cox D24/190
 D888,257 S 6/2020 Larouche
 D894,406 S * 8/2020 Webb D24/190
 D895,816 S * 9/2020 Lan A61F 13/061
 D905,859 S * 12/2020 Inzer A61F 5/0104
 D917,706 S 4/2021 Singh
 D917,708 S 4/2021 Chahine
 D944,404 S * 2/2022 Rokitta B29C 44/0446
 D951,462 S * 5/2022 Rokitta D24/190
 2009/0177137 A1 * 7/2009 Evans A61F 13/041
 2013/0053743 A1 * 2/2013 Reinhardt A61F 13/061
 2016/0081835 A1 * 3/2016 Grange A61F 5/0104
 2018/0042754 A1 * 2/2018 Ingimundarson A61F 5/0125
 2020/0129737 A1 * 4/2020 Woodard A61M 25/02
 2021/0137741 A1 * 5/2021 Yamada A61F 13/00046

* cited by examiner

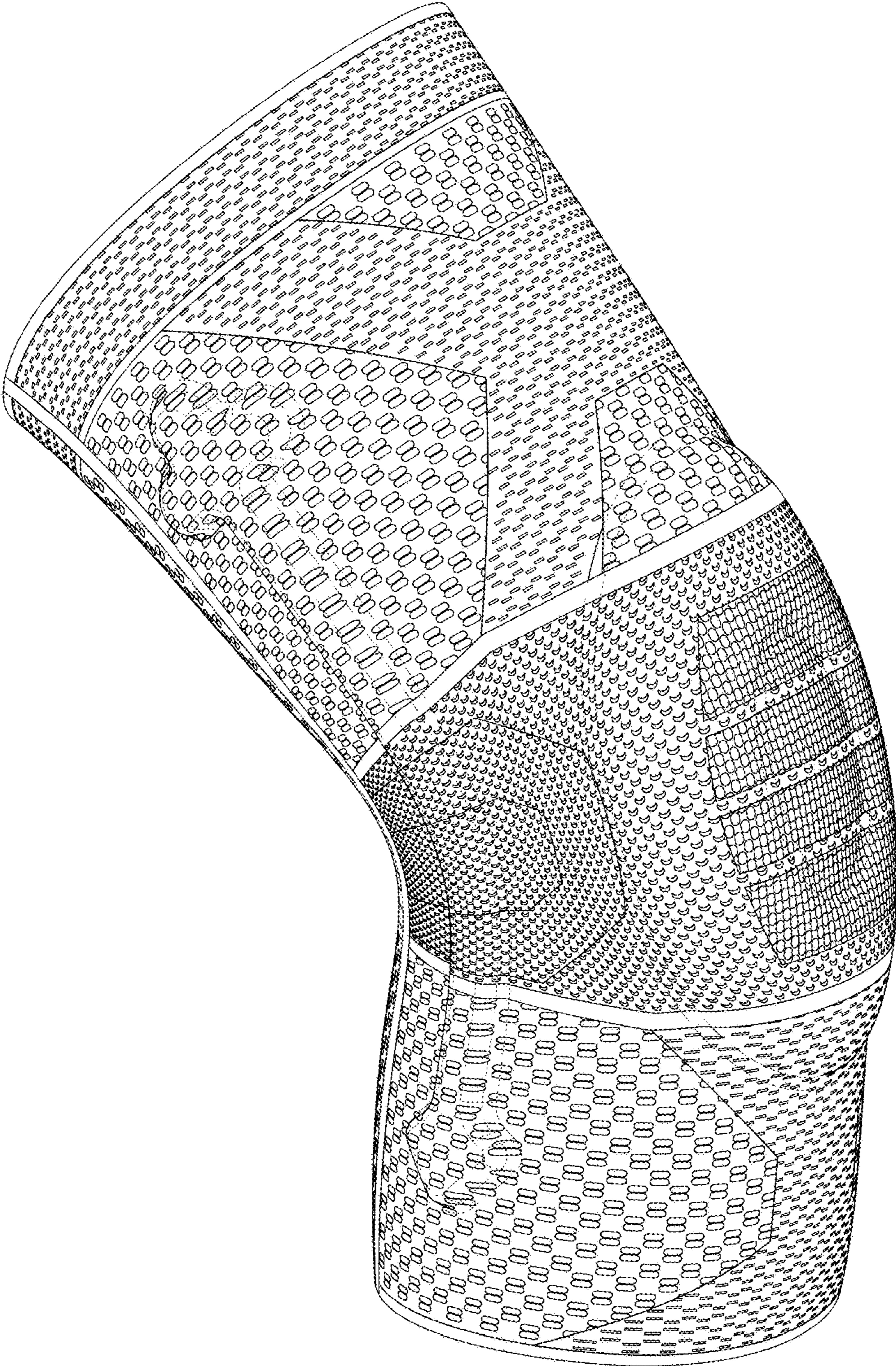


FIG. 1

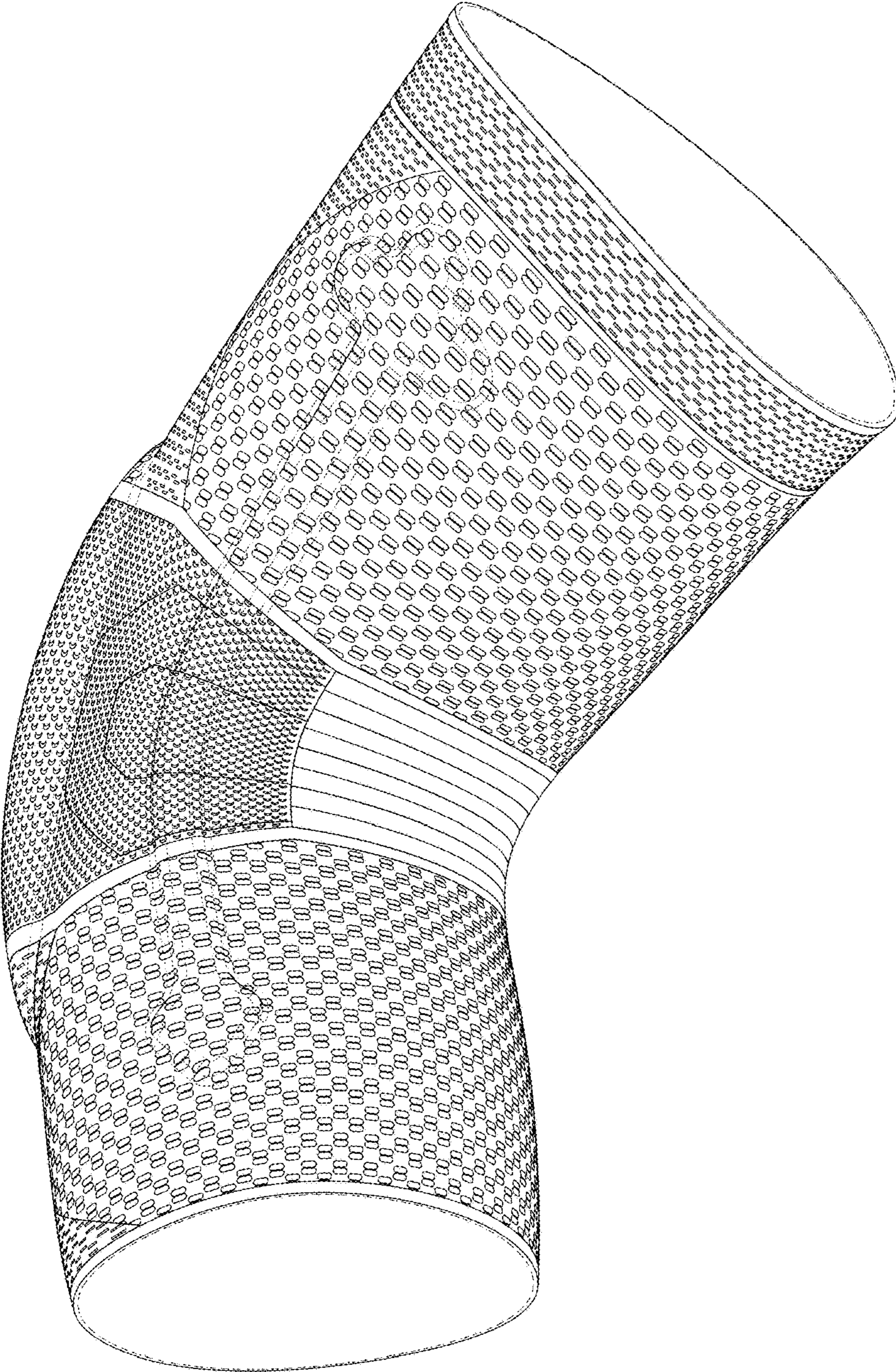


FIG. 2

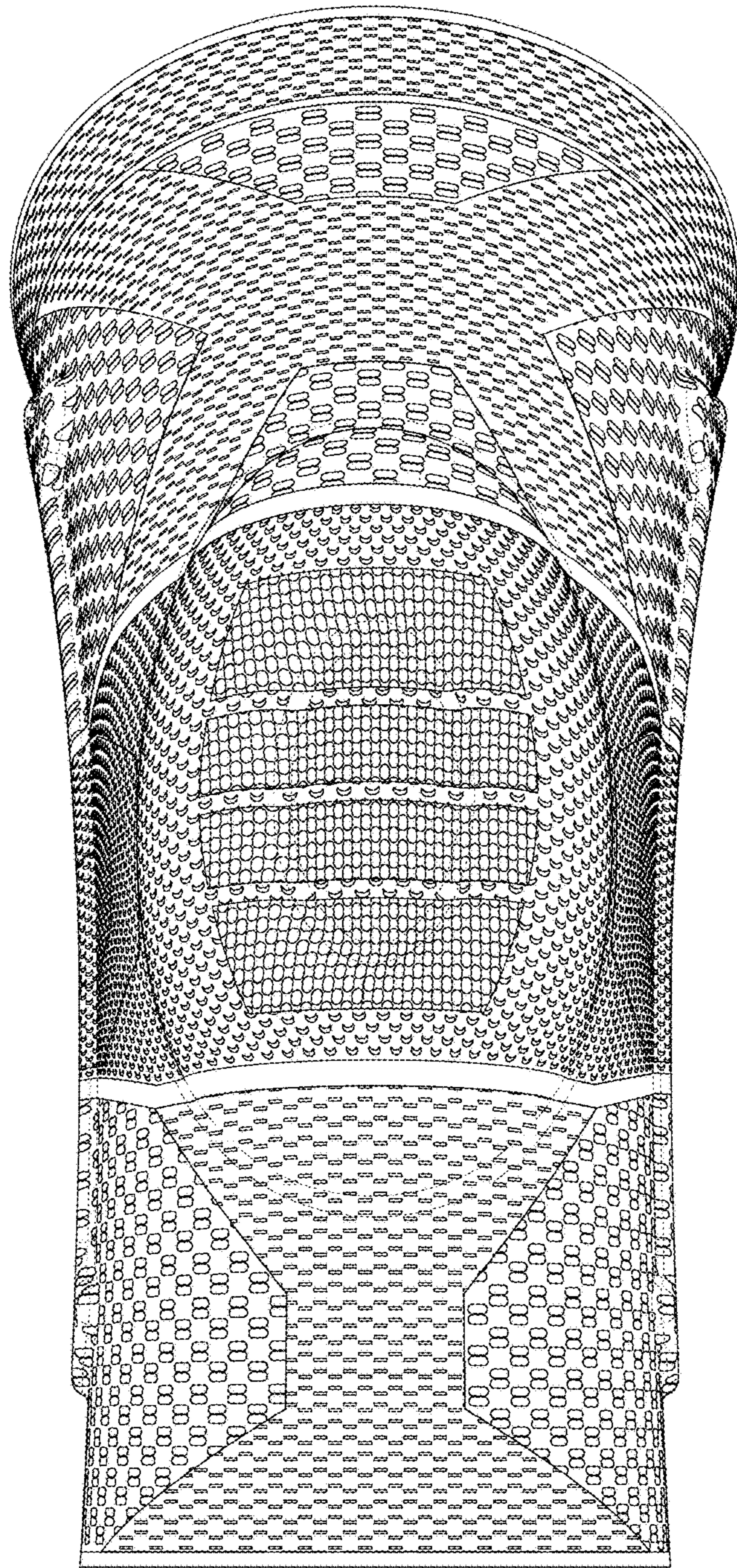


FIG. 3

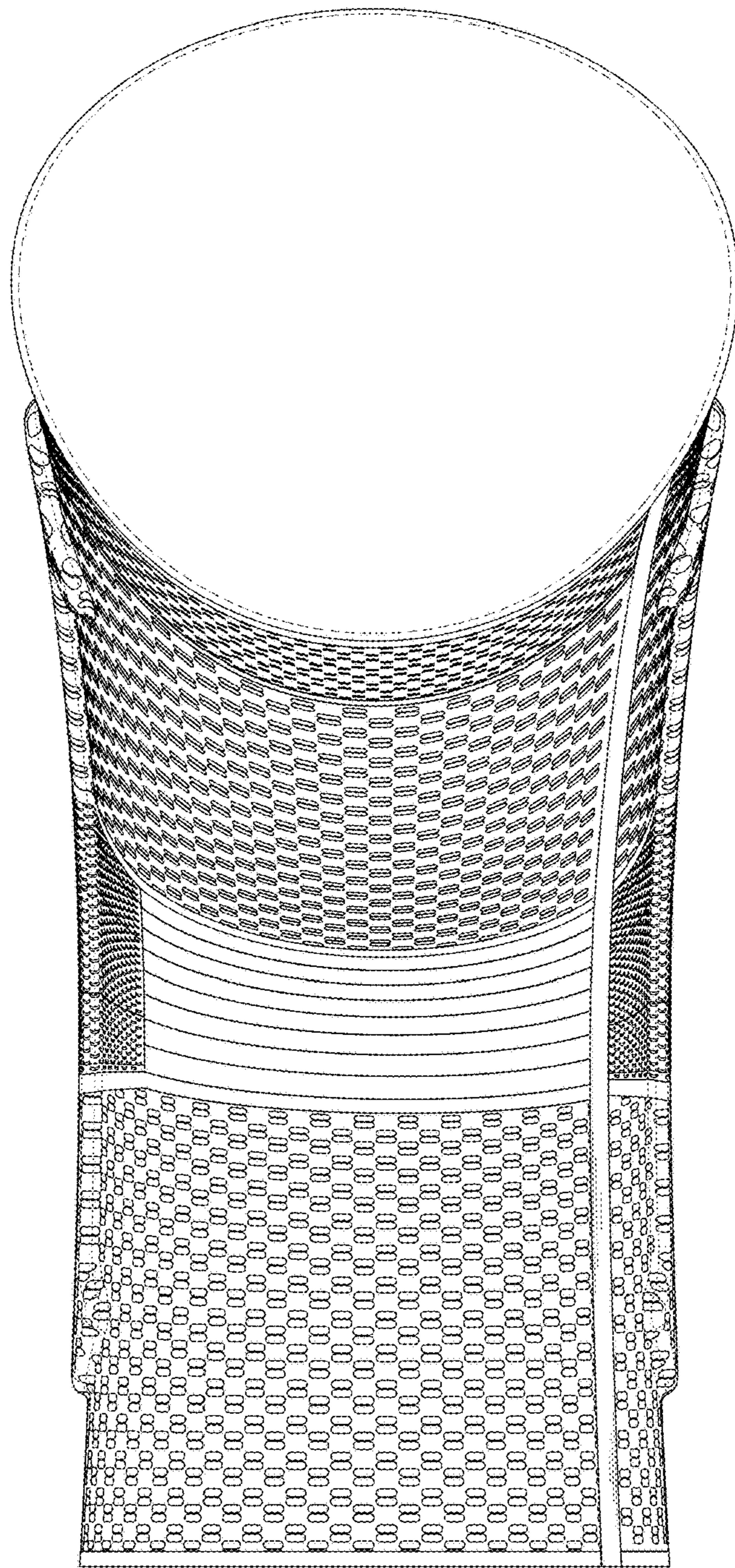


FIG. 4

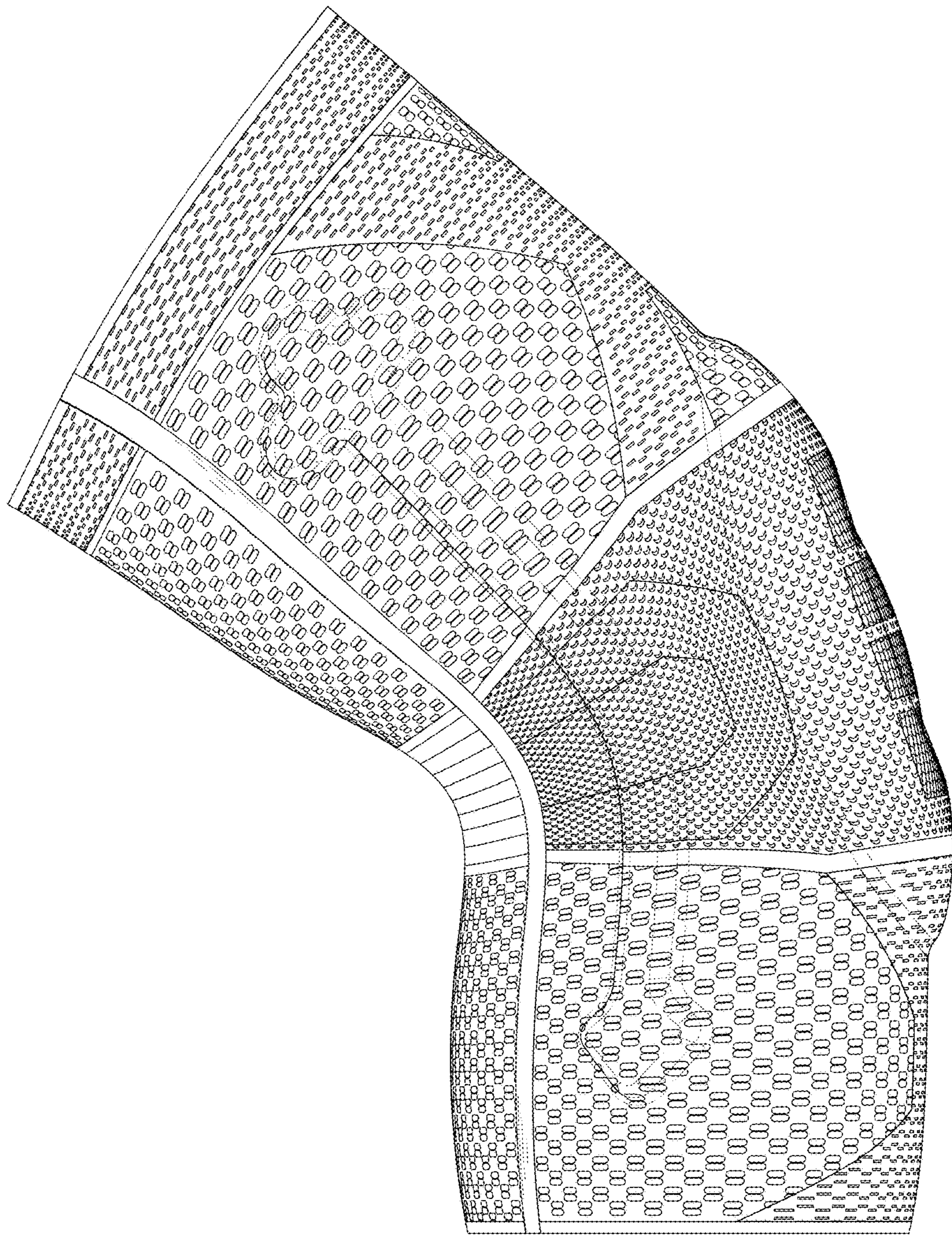


FIG. 5

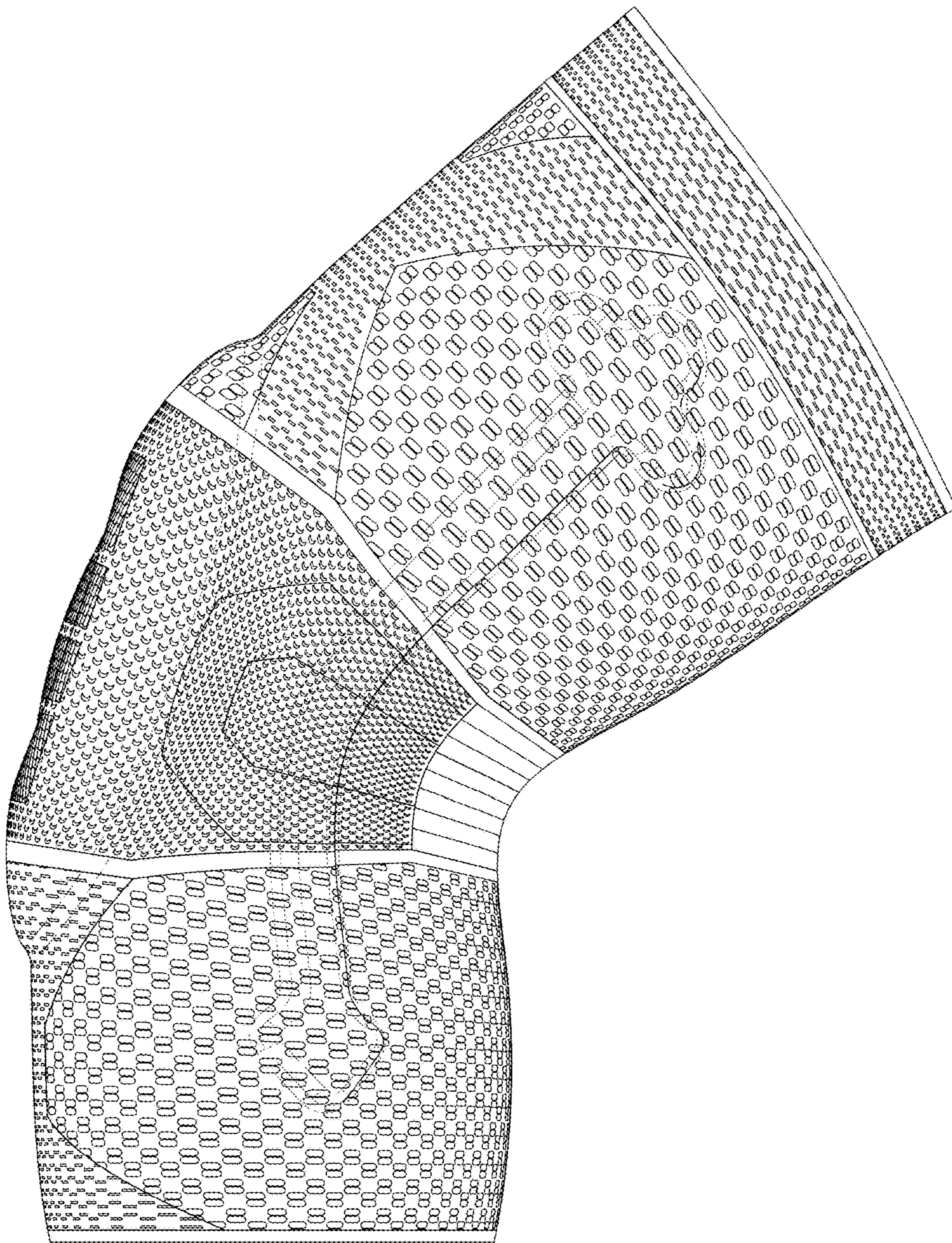


FIG. 6

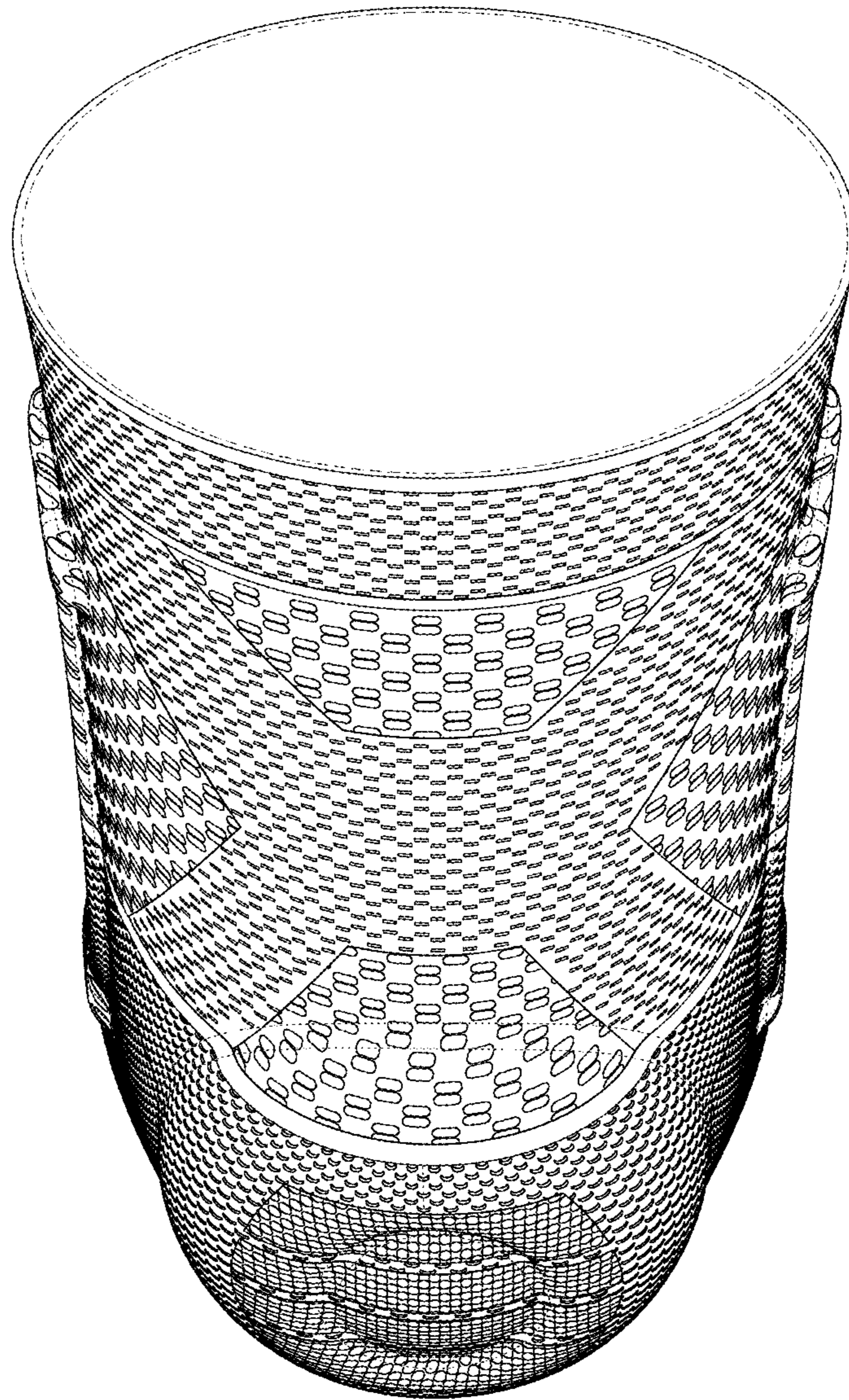


FIG. 7

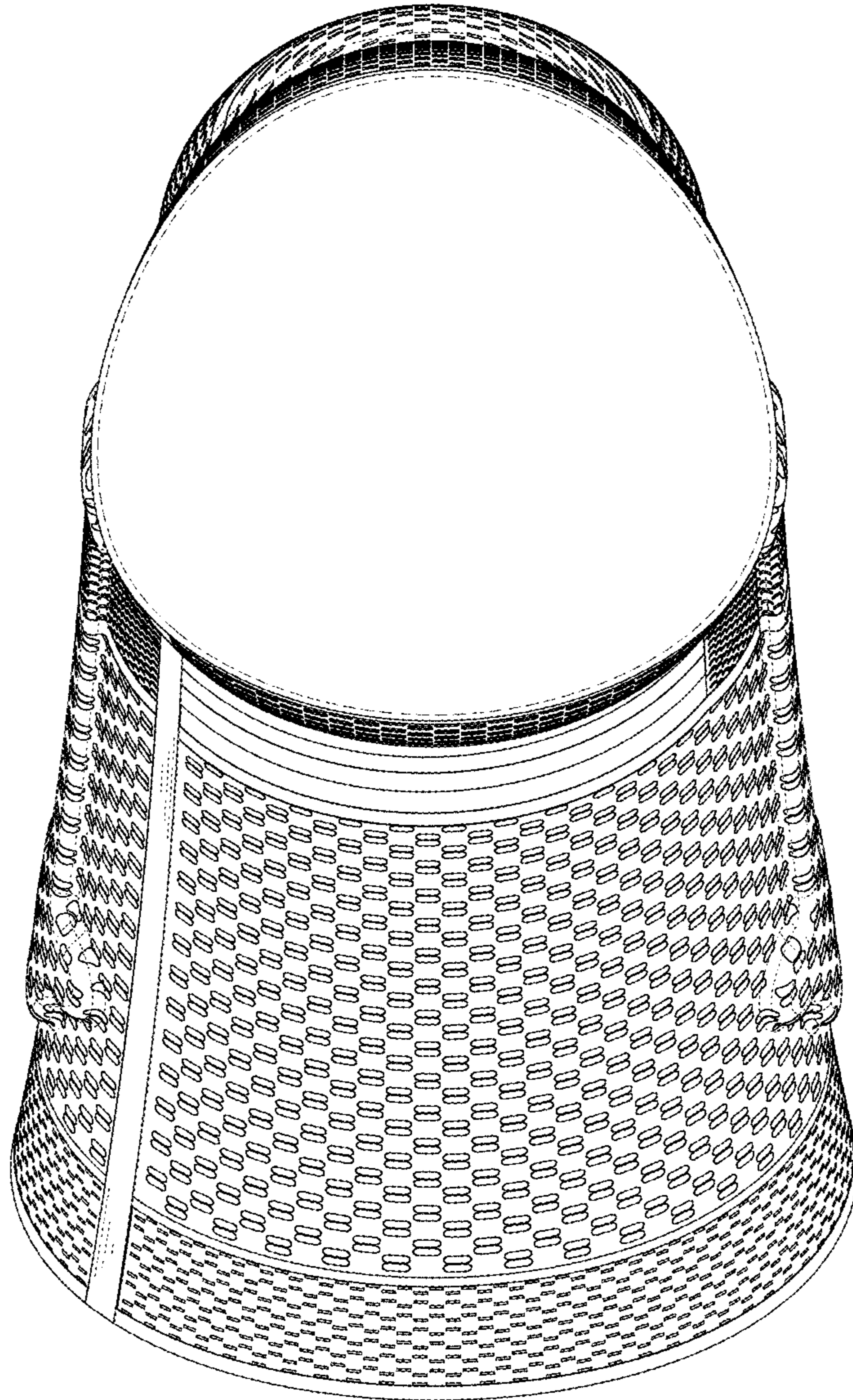


FIG. 8

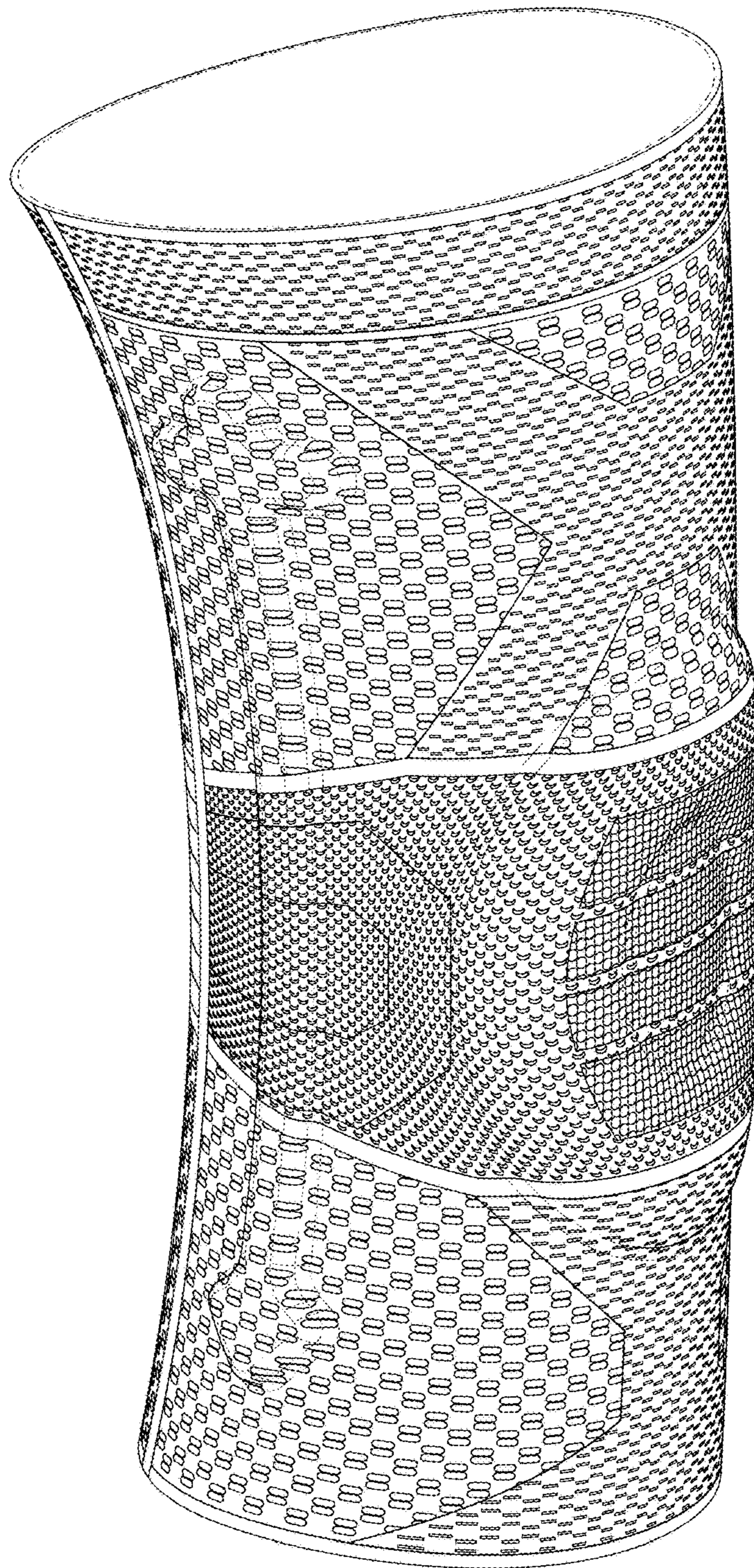


FIG. 9