

US00D965792S

(12) **United States Design Patent** (10) **Patent No.:** **US D965,792 S**  
**Rodzewicz et al.** (45) **Date of Patent:** **\*\* Oct. 4, 2022**

(54) **PATIENT SUPPORT DEVICE WITH PATIENT LOCATION INDICATORS**

(71) Applicant: **Mölnlycke Health Care AB,**  
Gothenburg (SE)

(72) Inventors: **Patrick Rodzewicz,** Gothenburg (SE);  
**Conny Jakobsson,** Lerum (SE)

(73) Assignee: **MÖLNLYCKE HEALTH CARE AB,**  
Gothenburg (SE)

(\*\*) Term: **15 Years**

(21) Appl. No.: **29/770,196**

(22) Filed: **Feb. 10, 2021**

**Related U.S. Application Data**

(62) Division of application No. 29/649,111, filed on May 25, 2018, now Pat. No. Des. 927,698.

(51) **LOC (13) Cl.** ..... **24-02**

(52) **U.S. Cl.**  
USPC ..... **D24/183**

(58) **Field of Classification Search**  
USPC ..... D24/183–185, 188, 190, 193, 202, 215;  
D21/686–690, 694, 695; D6/595, 596,  
D6/604–606  
CPC ..... A47C 7/021; A61H 1/0218; A61G 7/1026  
See application file for complete search history.

(56) **References Cited**

**U.S. PATENT DOCUMENTS**

- D409,935 S \* 5/1999 Speckhart ..... D10/104.1
- D419,495 S \* 1/2000 Muhanna ..... 5/733
- D472,511 S \* 4/2003 Lu ..... D12/221
- D506,710 S \* 6/2005 Hurtado ..... D12/133
- D527,823 S \* 9/2006 Levinson ..... D24/187
- D622,399 S \* 8/2010 Veon ..... D12/128
- D636,136 S \* 4/2011 Hoyle ..... D32/40

- 9,504,621 B2 11/2016 Purdy et al.
  - 9,814,642 B2 11/2017 Purdy et al.
  - 9,833,371 B2 12/2017 Purdy et al.
  - D811,125 S \* 2/2018 Thornam ..... D6/596
  - D846,213 S \* 4/2019 Keith ..... D32/40
  - D899,792 S \* 10/2020 Cordova ..... D5/99
- (Continued)

**OTHER PUBLICATIONS**

Evacu-Aid Flexible Emergency Evacuation Stretcher (71090). Online, published date unknown. Retrieved on Mar. 12, 2022 from URL: <https://www.lifecure.com/product/evacu-aid-flexible-emergency-evacuation-stretcher-71090/>.

(Continued)

*Primary Examiner* — Omeed Agilee

(74) *Attorney, Agent, or Firm* — Kilpatrick Townsend & Stockton LLP

(57) **CLAIM**

The ornamental design for a patient support device with patient location indicators, as shown and described.

**DESCRIPTION**

FIG. 1 is a top plan view of one embodiment of a patient support device with patient locations indicators showing our new design;

FIG. 2 is a bottom plan view thereof;

FIG. 3 is a right side elevational view thereof;

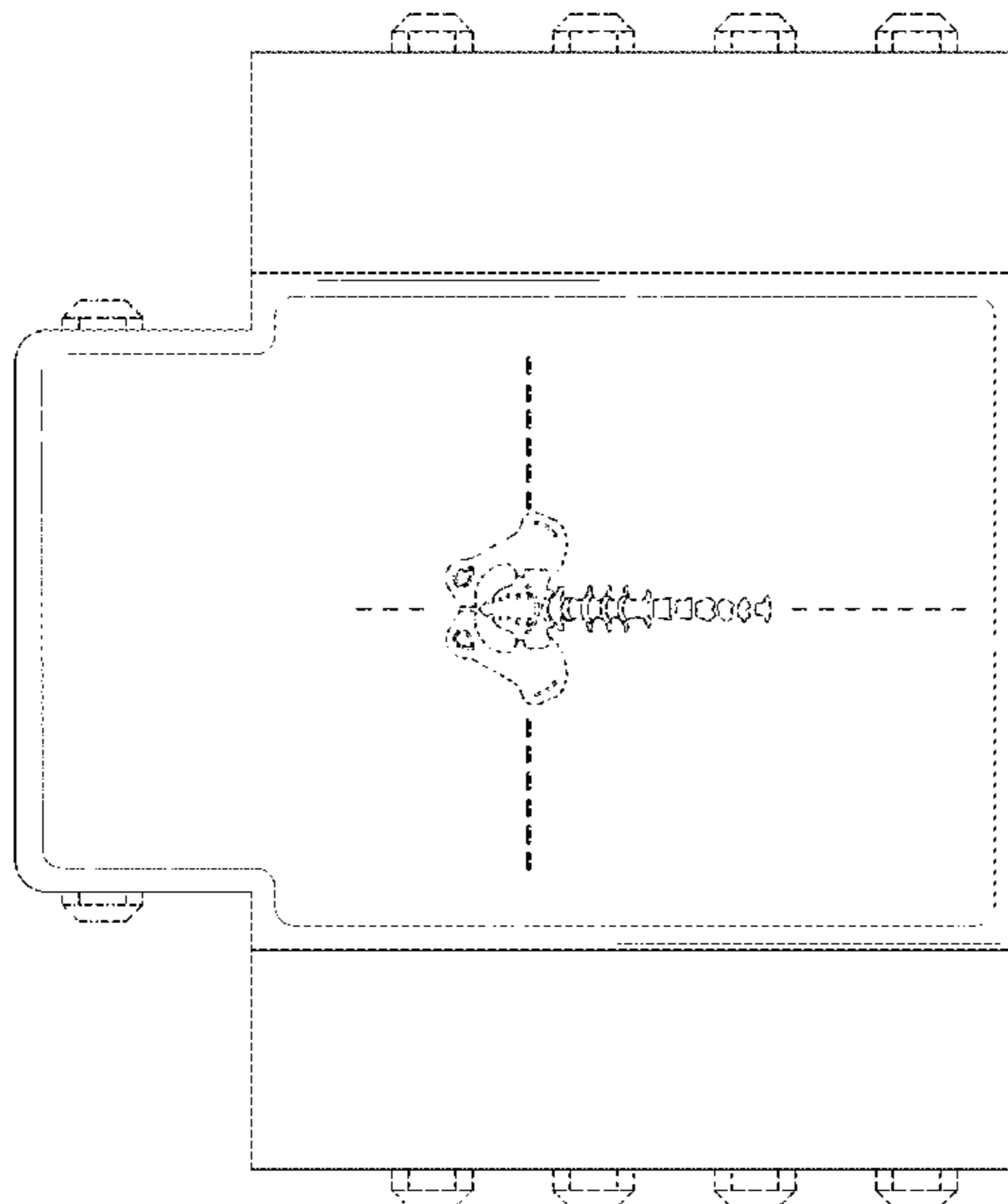
FIG. 4 is a left side elevational view thereof;

FIG. 5 is a rear elevational view thereof; and,

FIG. 6 is a front elevational view thereof.

The broken lines of the handles and the pelvis in the drawings depict portions of the patient support device with patient indicator location indicators that form no part of the claimed design. The directional markings of the vertebral column and patient axis (X and Y axes) of FIG. 1 are intended to be claimed as patient location indicators.

**1 Claim, 3 Drawing Sheets**



(56)

**References Cited**

U.S. PATENT DOCUMENTS

D903,130 S \* 11/2020 Diehl ..... D24/190  
D907,780 S \* 1/2021 Li ..... D24/184  
D927,698 S 8/2021 Rodzewicz et al.  
D942,630 S \* 2/2022 Zucker ..... D24/183  
2016/0067126 A1 3/2016 Purdy et al.  
2018/0028381 A1 2/2018 Purdy et al.  
2018/0311097 A1 11/2018 Rodzewicz et al.  
2019/0091084 A1\* 3/2019 Messerschmidt .... A61G 7/1026

OTHER PUBLICATIONS

Molnlycke Tortoise Bed Turning and Positioning System for Bed—  
1400800. Online, published date Nov. 5, 2020. Retrieved on Mar.  
12, 2022 from URL: [https://serfinitymedical.com/products/tortoise-bed-turning-and-positioning-system-for-bed-molnlycke-1400800-1077764?variant=30917919703115&gclid=EAIaIQobChMI66aCwPPB9gIVUNKz.\\*](https://serfinitymedical.com/products/tortoise-bed-turning-and-positioning-system-for-bed-molnlycke-1400800-1077764?variant=30917919703115&gclid=EAIaIQobChMI66aCwPPB9gIVUNKz.*)  
U.S. Appl. No. 29/649,111, “Ex Parte Quayle Action”, Nov. 24,  
2020, 6 pages.  
U.S. Appl. No. 29/649,111, “Non-Final Office Action”, dated Nov.  
22, 2019, 11 pages.  
U.S. Appl. No. 29/649,111, “Non-Final Office Action”, dated Apr.  
6, 2021, 7 pages.  
U.S. Appl. No. 29/649,111, “Notice of Allowance”, dated Jun. 14,  
2021, 5 pages.

\* cited by examiner

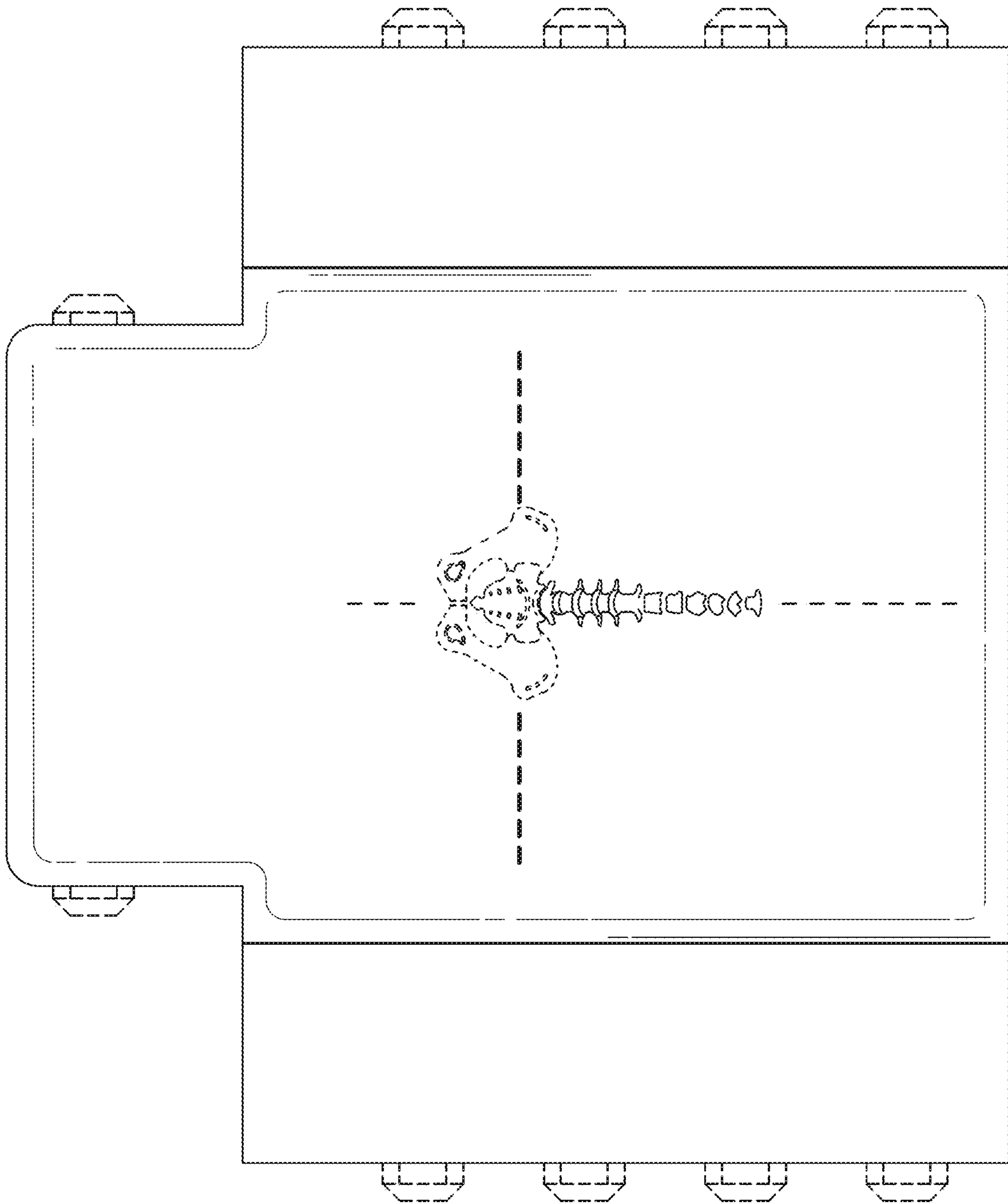


FIG. 1

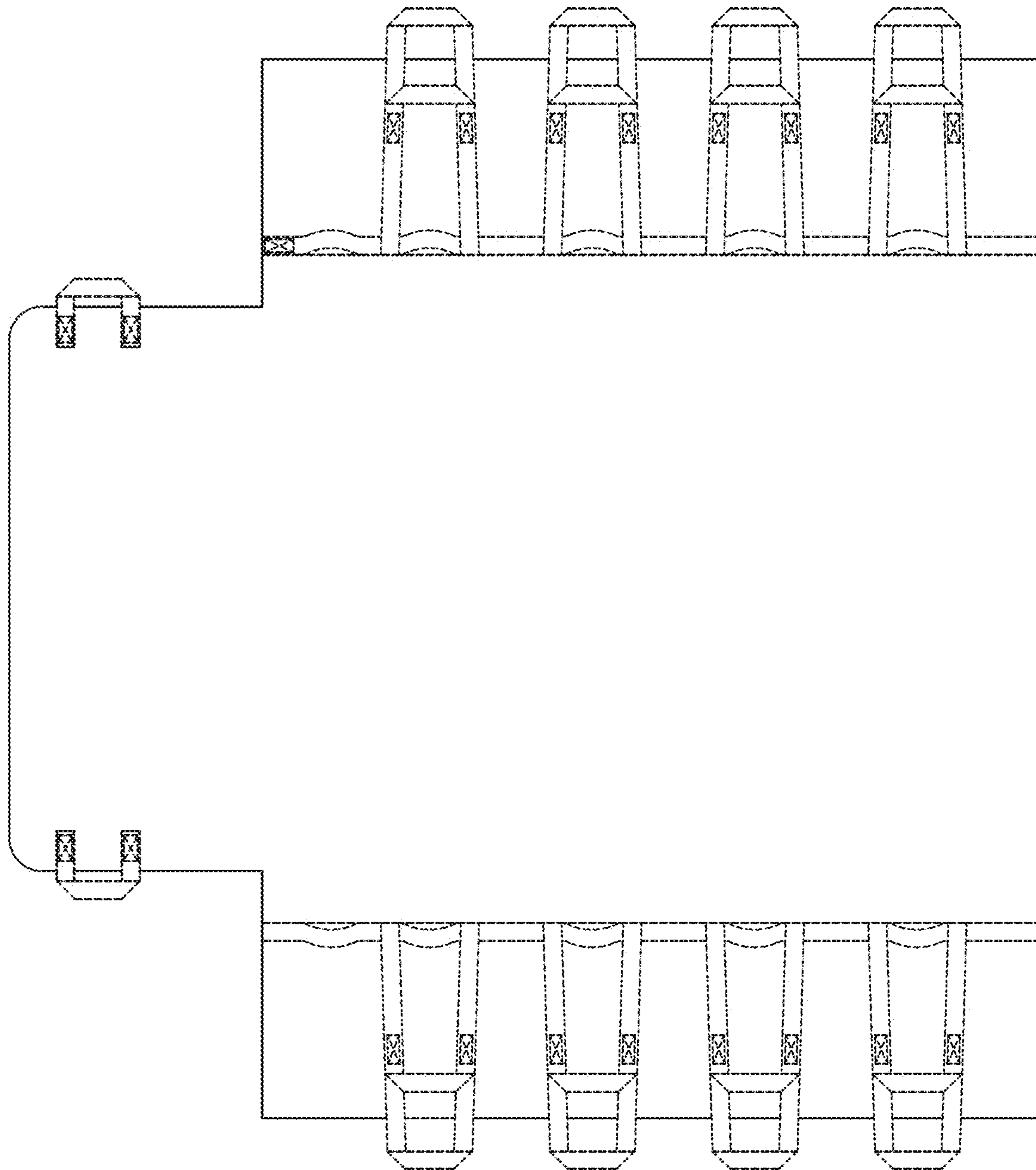


FIG. 2

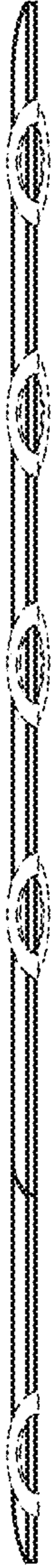


FIG. 3




FIG. 4

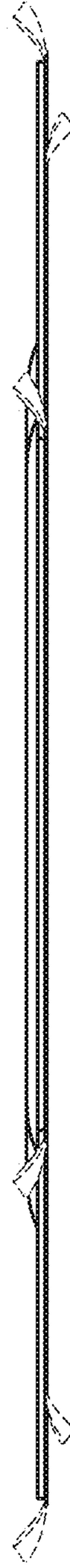


FIG. 5

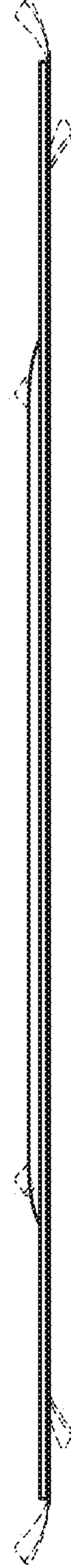


FIG. 6