



US00D965781S

(12) **United States Design Patent**
Tate et al.

(10) **Patent No.: US D965,781 S**
(45) **Date of Patent: ** Oct. 4, 2022**

- (54) **BUTTRESS ASSEMBLY FOR A SURGICAL STAPLER**
- (71) Applicant: **Cilag GmbH International**, Zug (CH)
- (72) Inventors: **Thomas J. Tate**, Providence, RI (US); **Heather Strang**, West Chester, OH (US); **Trevor J. Barton**, Cincinnati, OH (US); **Mark S. Zeiner**, Cincinnati, OH (US); **Emily A. Schellin**, Cincinnati, OH (US); **Michael J. Vendely**, Lebanon, OH (US)
- (73) Assignee: **Cilag GmbH International**, Zug (CH)
- (**) Term: **15 Years**
- (21) Appl. No.: **29/807,299**
- (22) Filed: **Sep. 10, 2021**

Related U.S. Application Data

- (62) Division of application No. 29/675,170, filed on Dec. 28, 2018, now Pat. No. Des. 933,220.
- (51) **LOC (13) Cl.** **24-02**
- (52) **U.S. Cl.**
USPC **D24/145**
- (58) **Field of Classification Search**
USPC D24/145
(Continued)

(56) **References Cited**

U.S. PATENT DOCUMENTS

- 5,902,312 A * 5/1999 Frater A61B 17/07207
606/148
- 8,016,177 B2 * 9/2011 Bettuchi A61B 17/07292
227/181.1

(Continued)

Primary Examiner — Wan Laymon

(74) *Attorney, Agent, or Firm* — Frost Brown Todd LLC

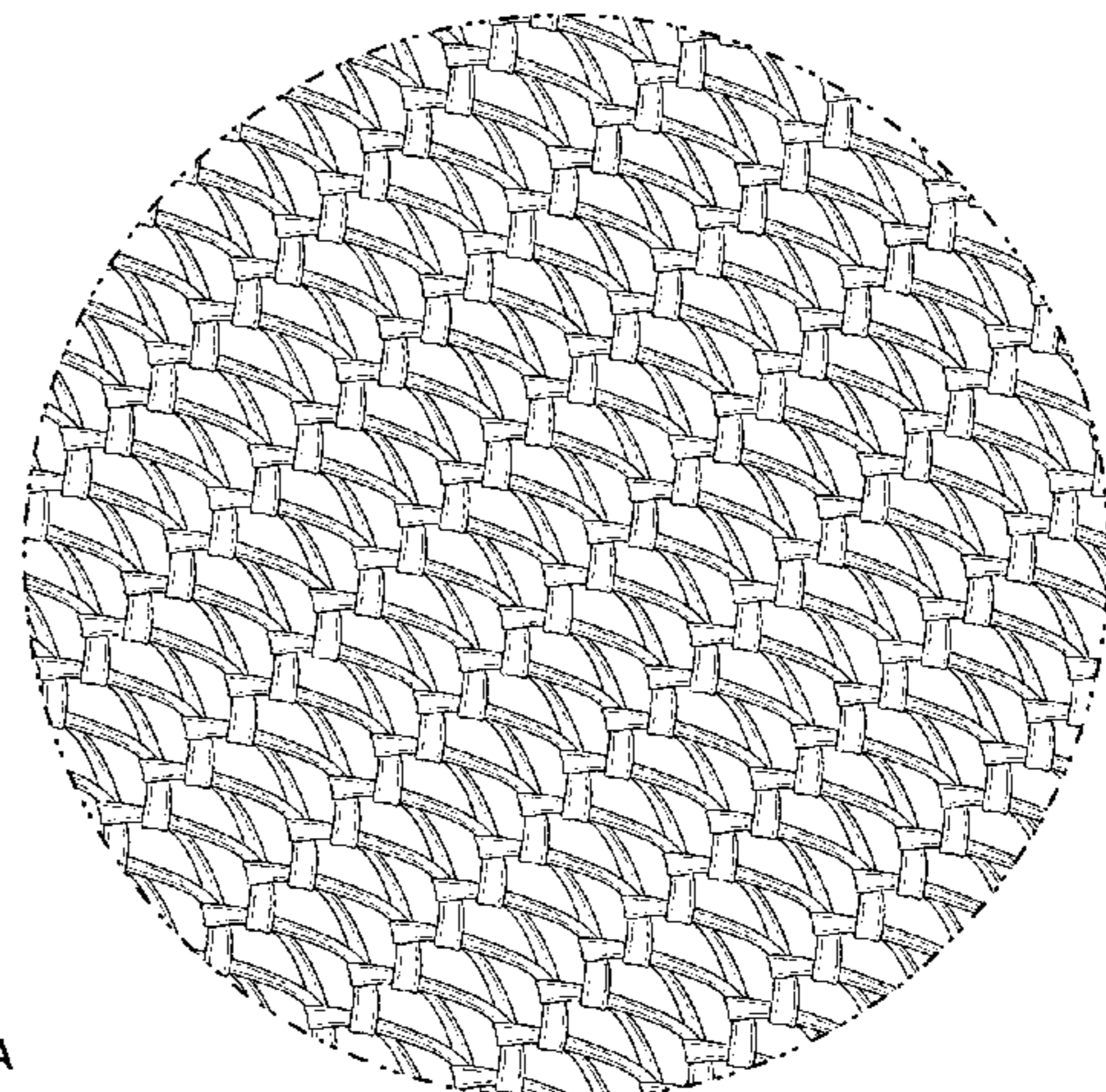
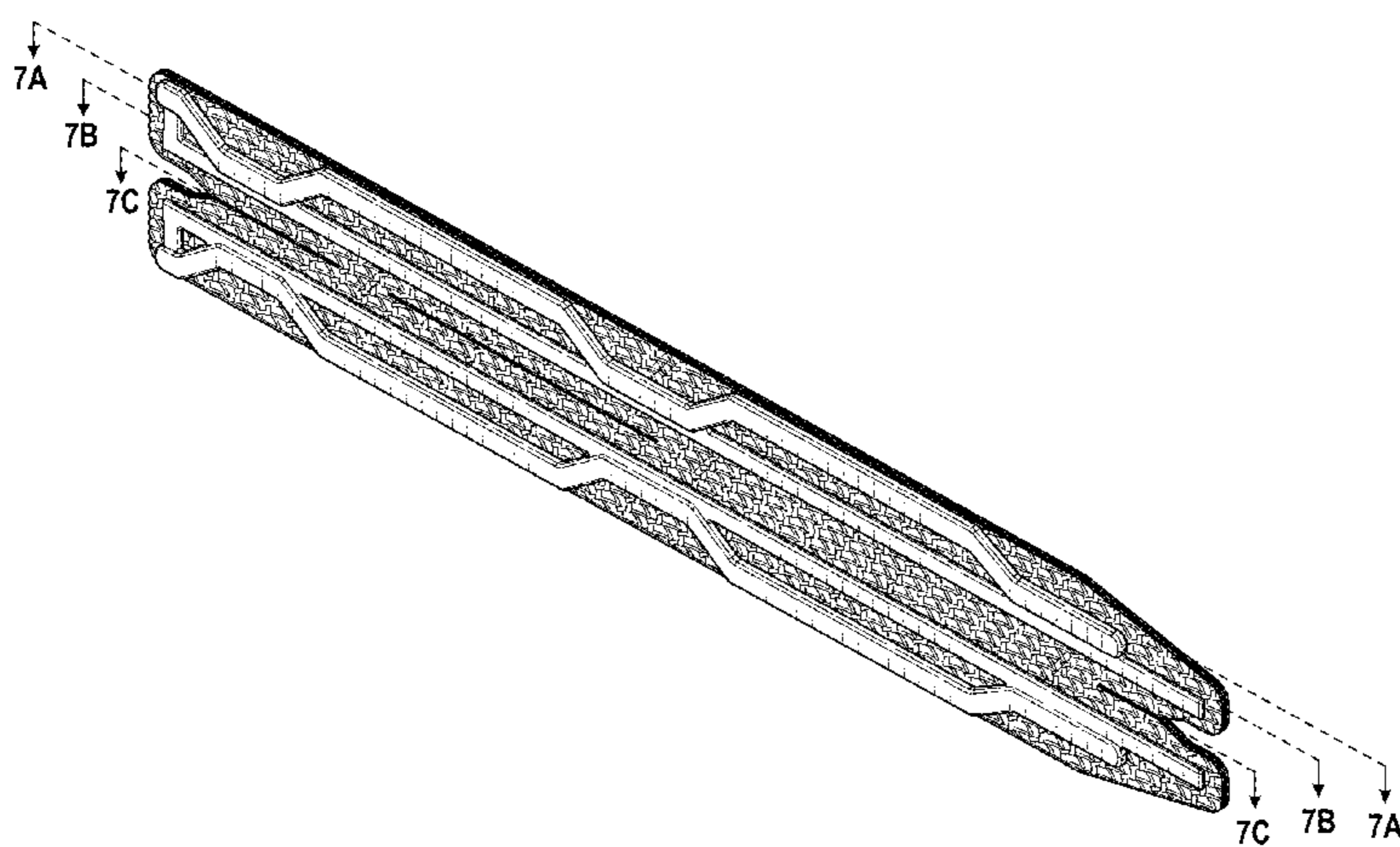
(57) **CLAIM**

The ornamental design for a buttress assembly for a surgical stapler, as shown and described.

DESCRIPTION

FIG. 1 is a top perspective view of a buttress assembly for a surgical stapler, showing our new design;
 FIG. 2 is a top plan view of the buttress assembly for a surgical stapler of FIG. 1, the opposite bottom plan view being a mirror image thereof;
 FIG. 3 is a side elevational view of the buttress assembly for a surgical stapler of FIG. 1;
 FIG. 4 is a side elevational view of the buttress assembly for a surgical stapler of FIG. 1, the side elevational view of FIG. 4 being opposite to the side elevational view of FIG. 3;
 FIG. 5 is a front elevational view of the buttress assembly for a surgical stapler of FIG. 1;
 FIG. 5A is an enlarged view of FIG. 5;
 FIG. 6 is a rear elevational view of the buttress assembly for a surgical stapler of FIG. 1;
 FIG. 6A is an enlarged view of FIG. 6;
 FIG. 7A is a cross-sectional view of the buttress assembly for a surgical stapler of FIG. 1, taken along line 7A-7A of FIG. 1;
 FIG. 7B is a cross-sectional view of the buttress assembly for a surgical stapler of FIG. 1, taken along line 7B-7B of FIG. 1;
 FIG. 7C is a cross-sectional view of the buttress assembly for a surgical stapler of FIG. 1, taken along line 7C-7C of FIG. 1;
 FIG. 8A is a cross-sectional view of the buttress assembly for a surgical stapler of FIG. 1, taken along line 8A-8A of FIG. 3;
 FIG. 8A1 is an enlarged view of FIG. 8A;
 FIG. 8B is a cross-sectional view of the buttress assembly for a surgical stapler of FIG. 1, taken along line 8B-8B of FIG. 3;
 FIG. 8B1 is an enlarged view of FIG. 8B;
 FIG. 8C is a cross-sectional view of the buttress assembly for a surgical stapler of FIG. 1, taken along line 8C-8C of FIG. 3;
 FIG. 8C1 is an enlarged view of FIG. 8C; and,
 FIG. 9 is a partial enlarged view of the buttress assembly for a surgical stapler of FIG. 4.
 The dot-dot-dash broken lines in the drawings are included as reference lines that define areas of enlarged views, it being understood that the dot-dot-dash broken lines themselves form no part of the claimed design.

1 Claim, 7 Drawing Sheets



(58) **Field of Classification Search**
 CPC A61B 17/105; A61B 17/068; A61B
 17/07207; A61B 17/07292; A61B
 2017/00884; A61B 2017/2936; A61B
 2017/07271

See application file for complete search history.

(56) **References Cited**

U.S. PATENT DOCUMENTS

8,157,151 B2 * 4/2012 Ingmanson A61B 17/07207
 227/176.1
 8,453,904 B2 * 6/2013 Eskaros A61B 17/072
 227/181.1
 9,351,732 B2 * 5/2016 Hodgkinson A61B 17/07292
 9,402,627 B2 * 8/2016 Stevenson A61B 17/07207
 9,445,812 B2 * 9/2016 Olson A61B 17/07292
 9,572,576 B2 * 2/2017 Hodgkinson A61B 17/07292

9,585,657 B2 * 3/2017 Shelton, IV A61B 17/07292
 10,293,553 B2 * 5/2019 Racenet A61B 17/07292
 10,368,868 B2 * 8/2019 Aranyi A61B 17/07292
 10,485,540 B2 * 11/2019 Hodgkinson A61B 17/07207
 10,499,918 B2 * 12/2019 Schellin A61B 17/07292
 10,675,032 B2 * 6/2020 (Prommersberger) Stopek
 A61B 17/07207
 10,682,140 B2 * 6/2020 Ingmanson A61B 17/068
 10,722,234 B2 * 7/2020 Hodgkinson A61B 17/07207
 11,033,269 B2 * 6/2021 Vendely A61B 17/07207
 D932,621 S * 10/2021 Ridgley D24/145
 11,166,724 B2 * 11/2021 McGiveron A61B 17/07292
 11,166,725 B2 * 11/2021 Vendely A61B 17/07292
 2013/0153635 A1 * 6/2013 Hodgkinson A61B 17/07207
 227/176.1
 2015/0231409 A1 * 8/2015 Racenet A61B 17/07292
 227/175.1
 2019/0350585 A1 * 11/2019 Aranyi A61B 17/068
 2021/0346022 A1 * 11/2021 Vendely A61B 17/07207

* cited by examiner

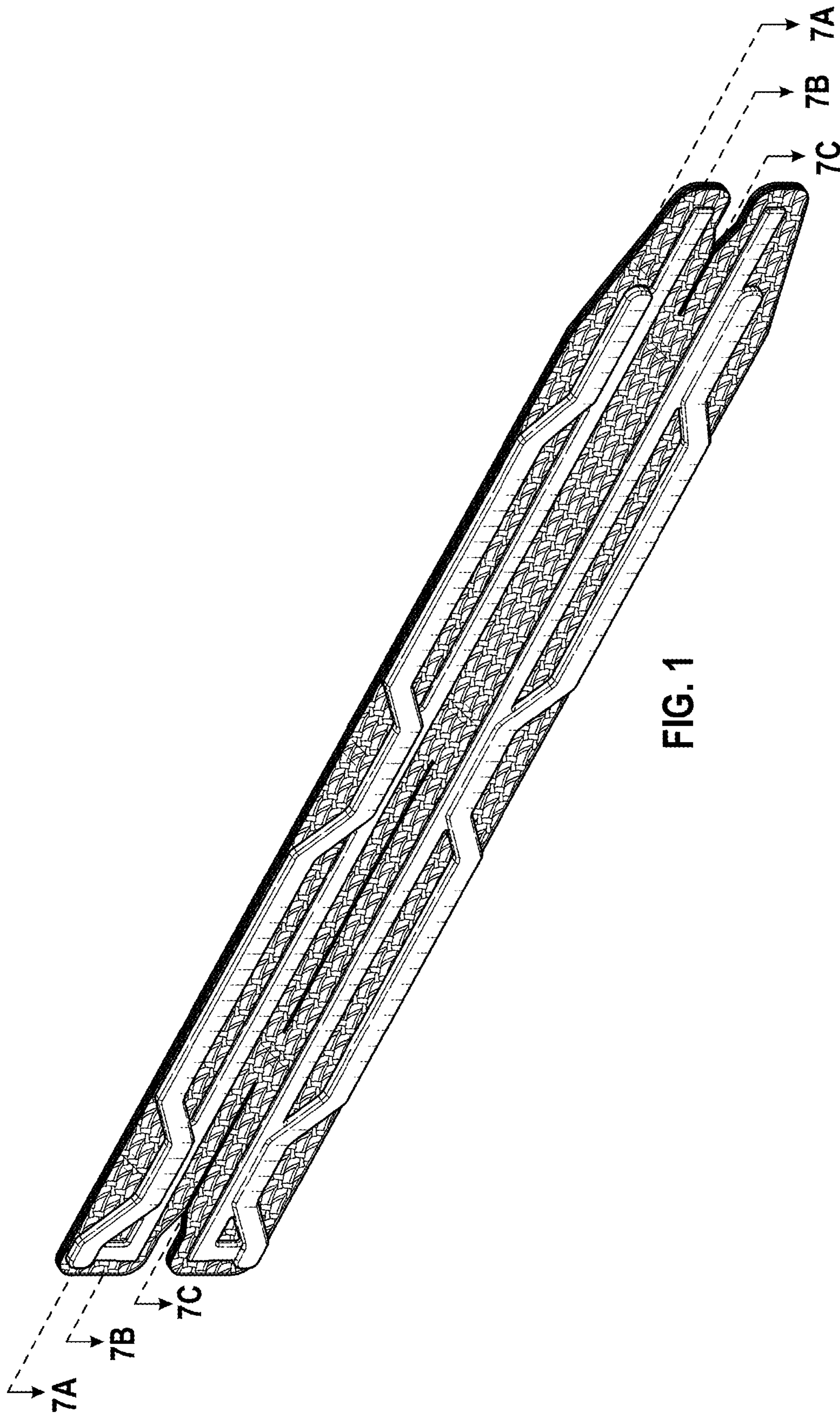


FIG. 1



FIG. 2

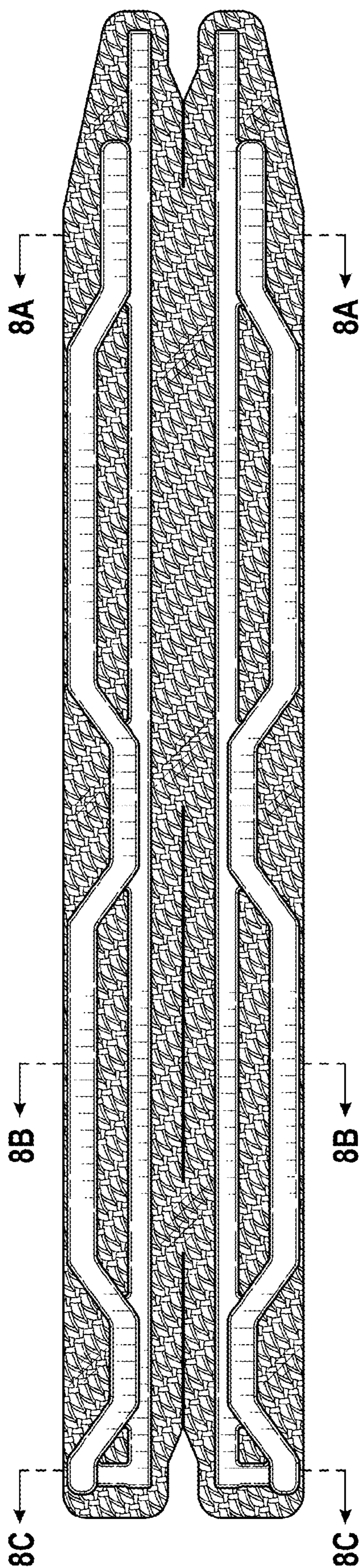


FIG. 3




FIG. 4




FIG. 5

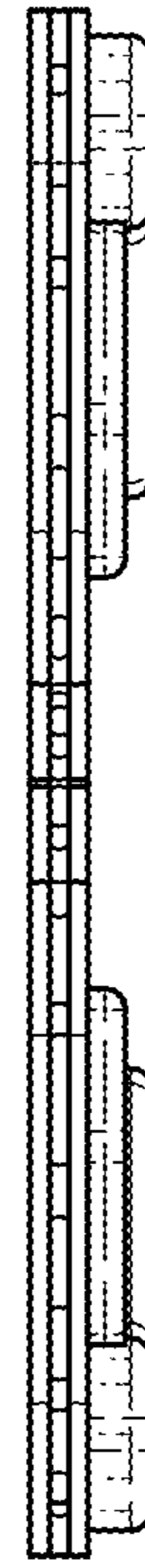


FIG. 5A



FIG. 6



FIG. 6A



FIG. 7A



FIG. 7B



FIG. 7C



FIG. 8A



FIG. 8A1



FIG. 8B

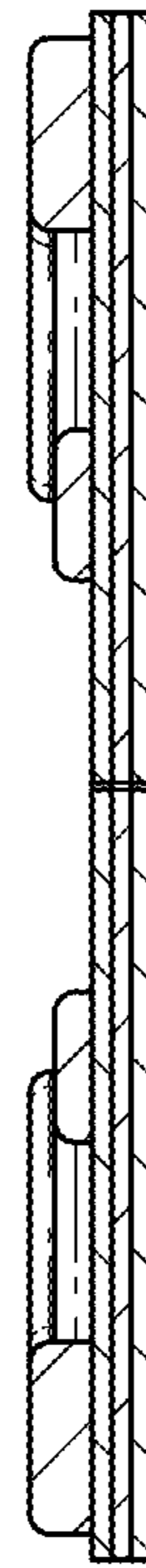


FIG. 8B1



FIG. 8C



FIG. 8C1

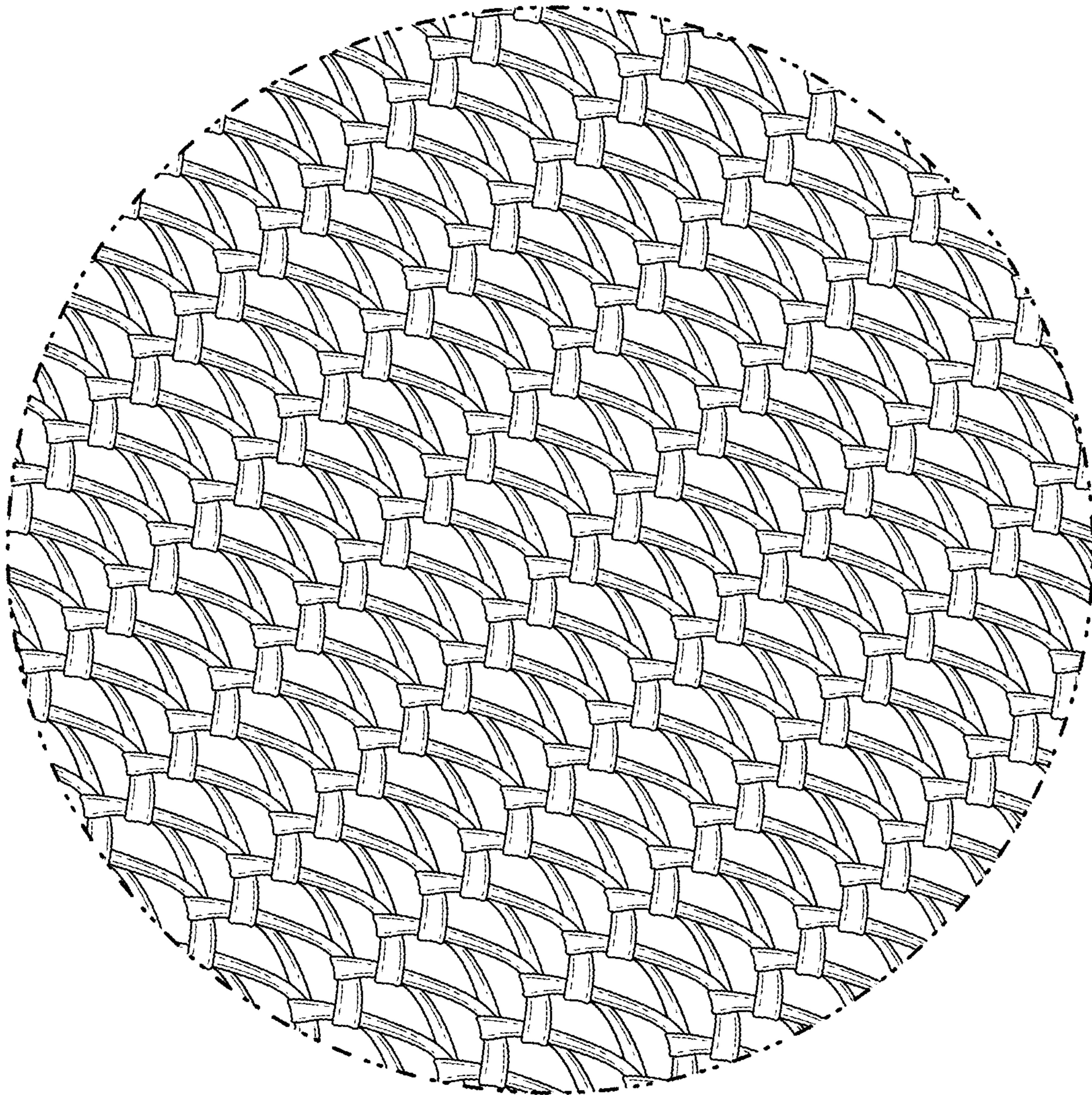


FIG. 9