



US00D965768S

(12) **United States Design Patent**
Dennisur et al.

(10) **Patent No.:** **US D965,768 S**

(45) **Date of Patent:** **** Oct. 4, 2022**

(54) **AUTOINJECTOR**

(71) Applicant: **Eli Lilly and Company**, Indianapolis, IN (US)

(72) Inventors: **Delroy George Dennisur**, Smyrna, GA (US); **Hemant Thakorbbhai Patel**, Indianapolis, IN (US); **Amin Sedighiamiri**, Carmel, IN (US); **Parker Eugene Trow**, Indianapolis, IN (US); **Hsuan Tsun Wang**, Atlanta, GA (US)

(73) Assignee: **Eli Lilly and Company**, Indianapolis, IN (US)

(**) Term: **15 Years**

(21) Appl. No.: **29/841,198**

(22) Filed: **Jun. 3, 2022**

Related U.S. Application Data

(62) Division of application No. 29/697,950, filed on Jul. 12, 2019.

(51) **LOC (13) Cl.** **24-02**

(52) **U.S. Cl.**
USPC **D24/113**

(58) **Field of Classification Search**
USPC D24/112-114, 108, 133, 130, 127, 186
CPC A61M 5/178; A61M 3/00; A61M 5/20;
A61M 5/31; A61M 5/3146; A61M 5/3129; A61M 5/3148; A61M 5/315
See application file for complete search history.

(56) **References Cited**

U.S. PATENT DOCUMENTS

- D739,011 S 9/2015 Morrison, Jr. et al.
- D773,650 S 12/2016 Fourt et al.
- D851,754 S 6/2019 Boyaval et al.
- D857,192 S 8/2019 Burkett et al.

- D870,270 S 12/2019 Burkett et al.
- D878,560 S 3/2020 Boyaval et al.
- D882,071 S 4/2020 Stonecipher et al.
- RE48,006 E 5/2020 Fourt et al.
- D883,475 S 5/2020 Boyaval et al.
- D893,710 S 8/2020 Neby

(Continued)

Primary Examiner — David G Muller

(74) *Attorney, Agent, or Firm* — Arthur C. H. Shum

(57) **CLAIM**

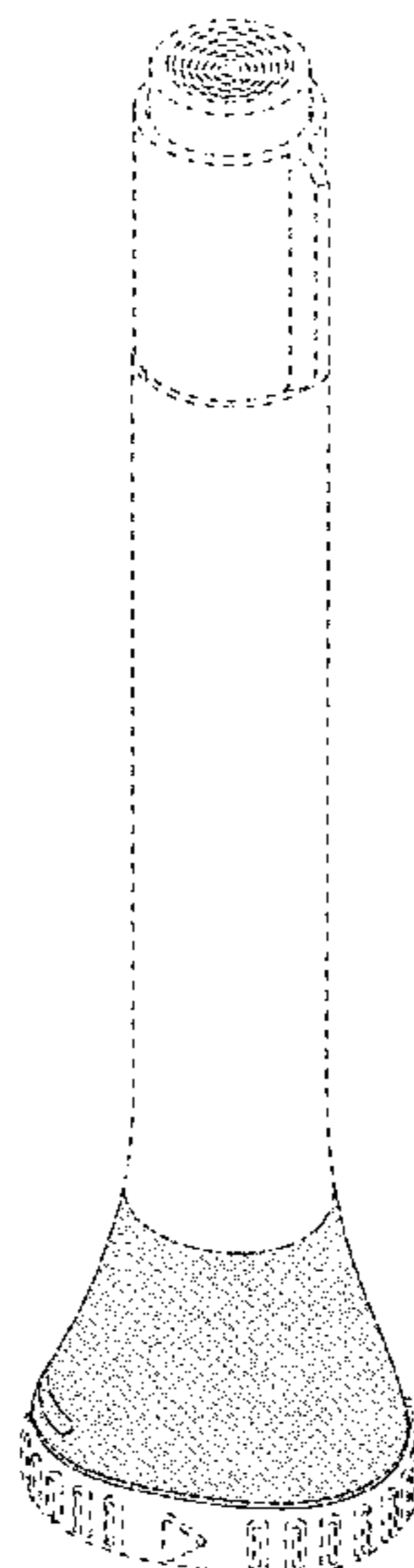
The ornamental design for an autoinjector, as shown and described.

DESCRIPTION

FIG. 1 is a front, top, right perspective view of an embodiment of an autoinjector, showing the new design, in a first configuration where the front light is in the off mode; FIG. 2 is a rear, bottom, right perspective view thereof; FIG. 3 is a right-side view thereof; FIG. 4 is a left-side view thereof; FIG. 5 is front view thereof; FIG. 6 is a rear view thereof; FIG. 7 is a top plan view thereof; FIG. 8 is a bottom plan view thereof; FIG. 9 is a front, top, right perspective view of the embodiment, in a second configuration where the front light is in the on mode; FIG. 10 is a rear, bottom, right perspective view thereof; FIG. 11 is a right-side view thereof; FIG. 12 is a left-side view thereof; FIG. 13 is front view thereof; FIG. 14 is a rear view thereof; FIG. 15 is a top plan view thereof; and, FIG. 16 is a bottom plan view thereof.

The broken lines of uneven length illustrate the boundary of the claimed design and form no part thereof. The broken lines of even length illustrate portions of the autoinjector and form no part of the claimed design.

1 Claim, 16 Drawing Sheets



(56)

References Cited

U.S. PATENT DOCUMENTS

D898,189 S	10/2020	Boyaval et al.	
D898,900 S	10/2020	Atterbury et al.	
D926,969 S	8/2021	Dennisur et al.	
D948,039 S *	4/2022	Dastmalchi	D24/133
D949,706 S *	4/2022	Kim	D24/114
RE49,091 E *	6/2022	Fourt	A61M 5/20
			D24/113
D953,885 S *	6/2022	Kim	D24/114

* cited by examiner

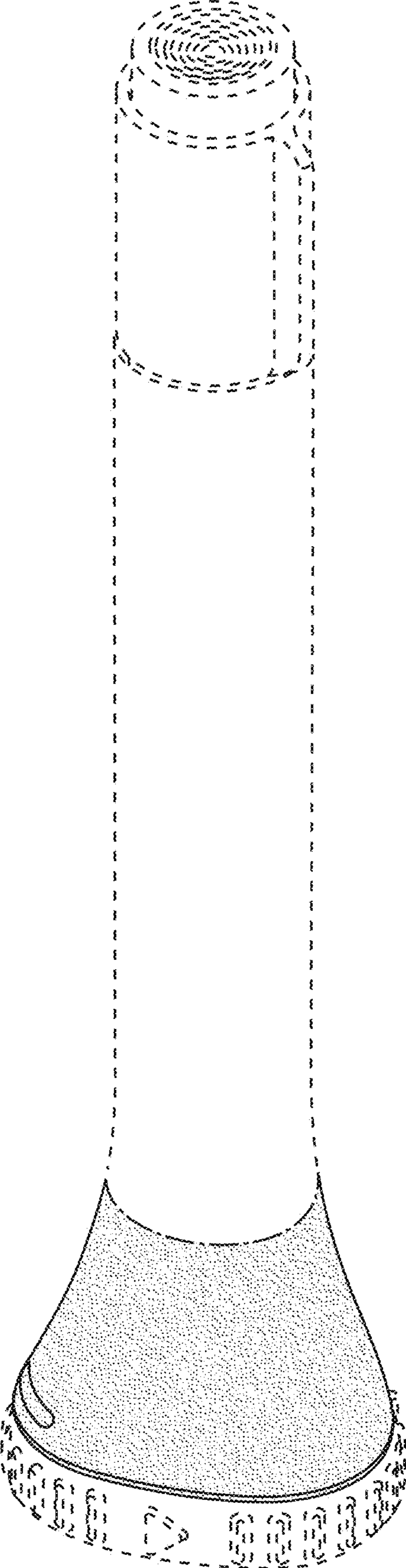


FIG. 1

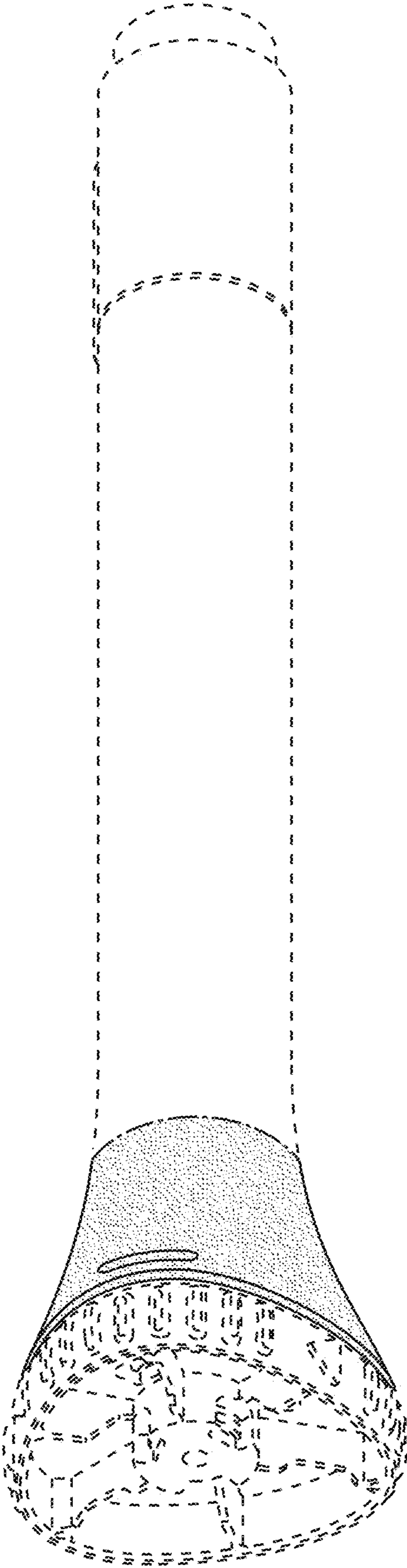


FIG. 2

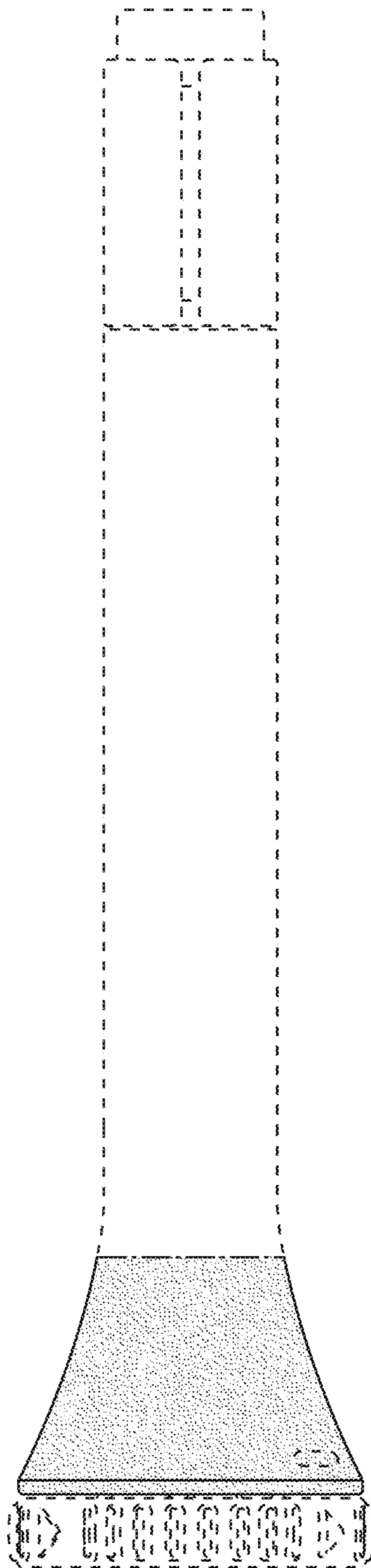


FIG. 3

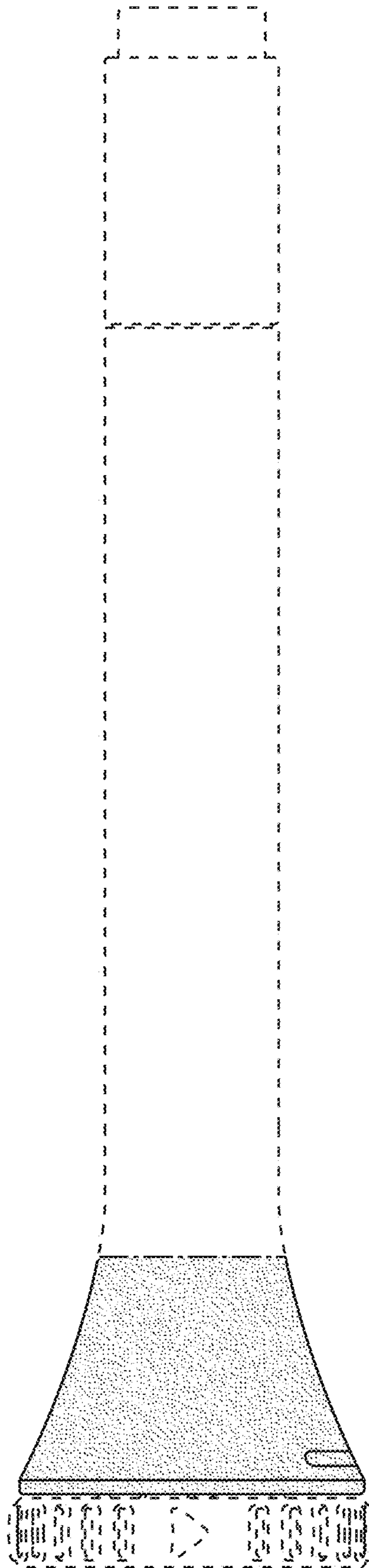


FIG. 4




FIG. 5

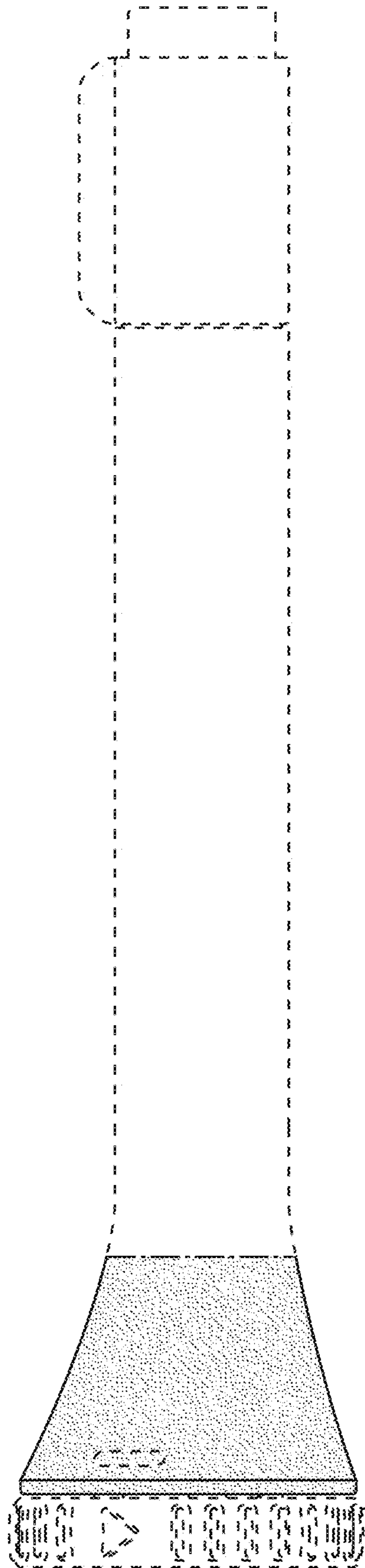


FIG. 6

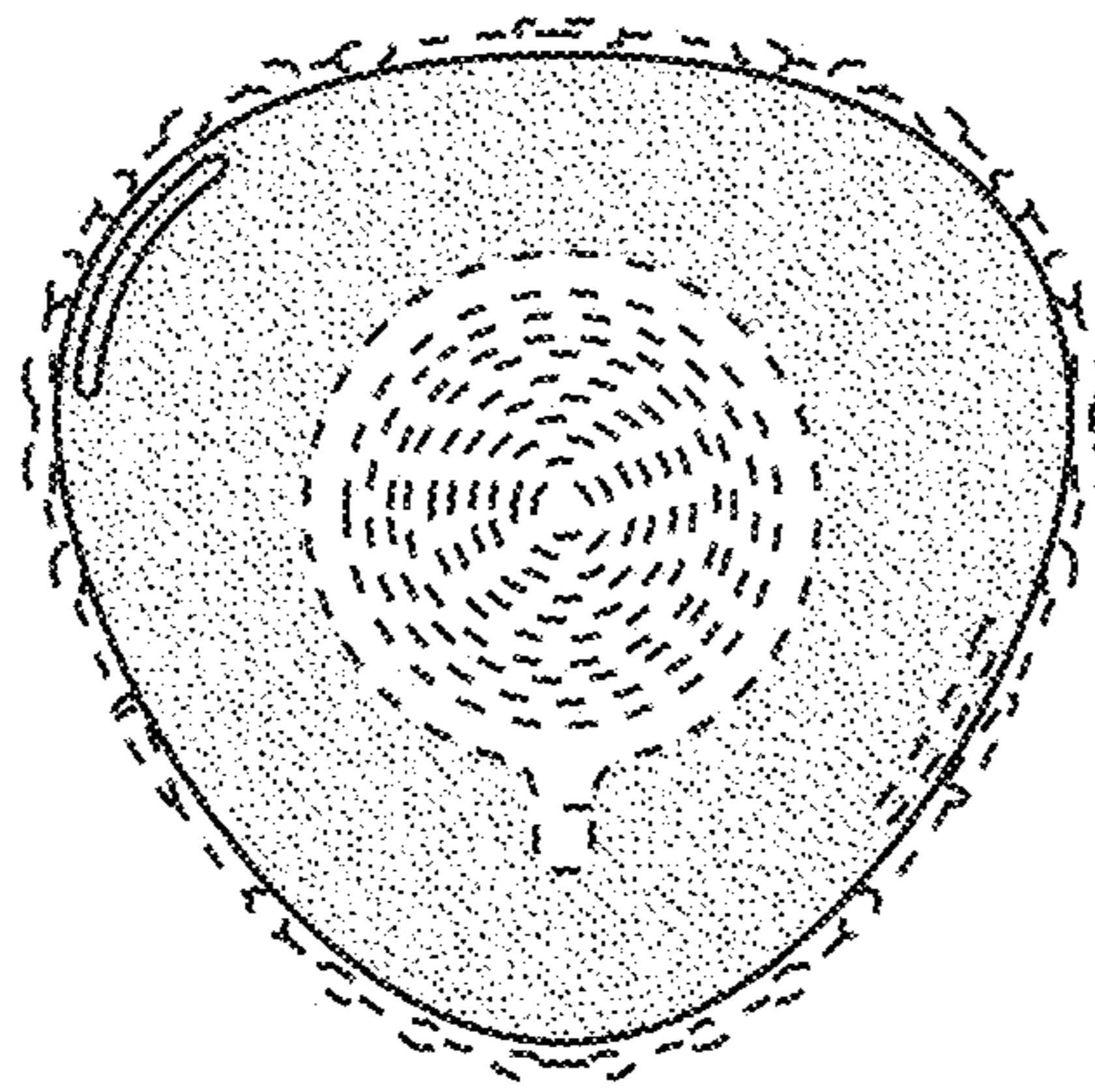


FIG. 7

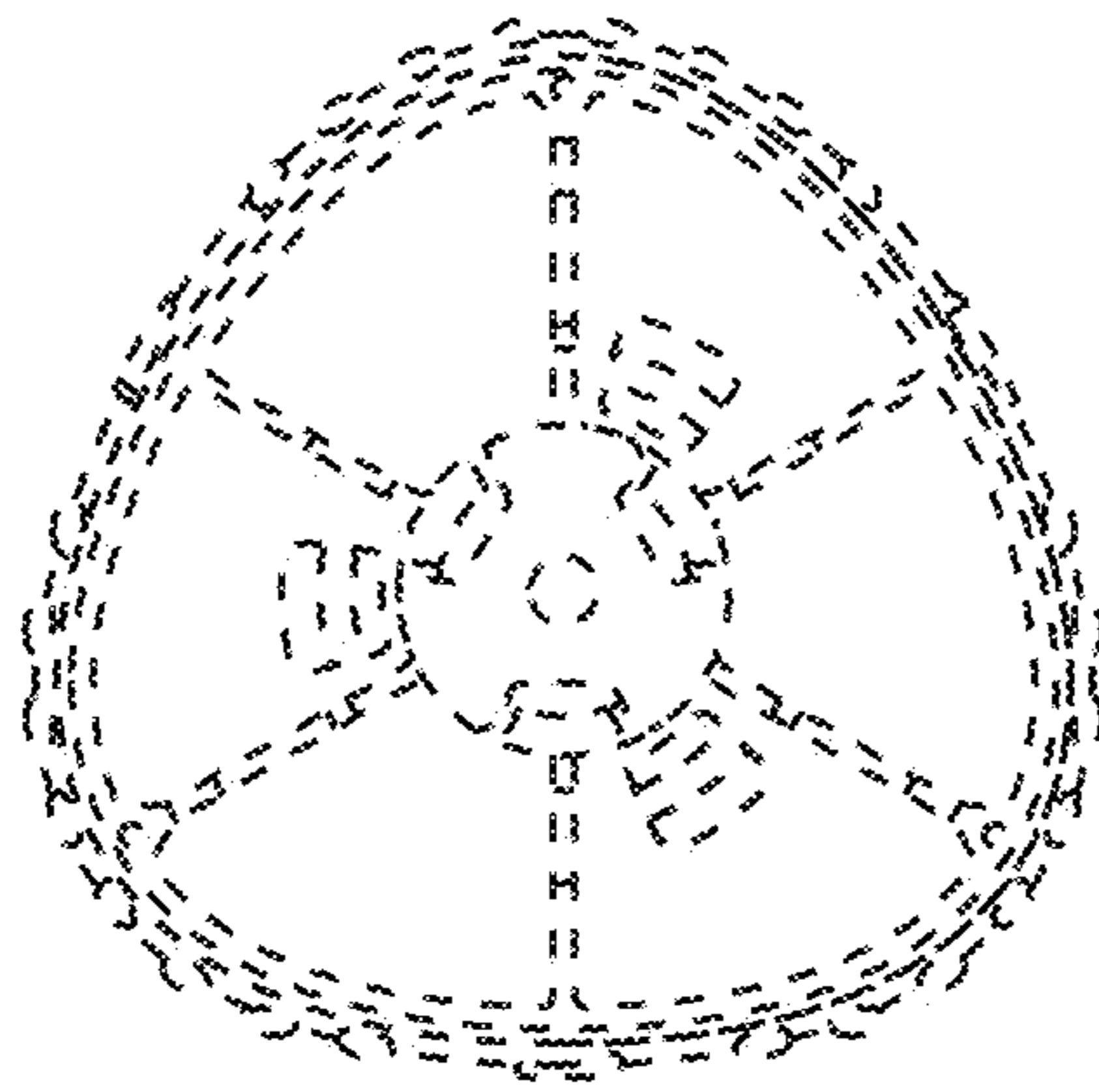


FIG. 8

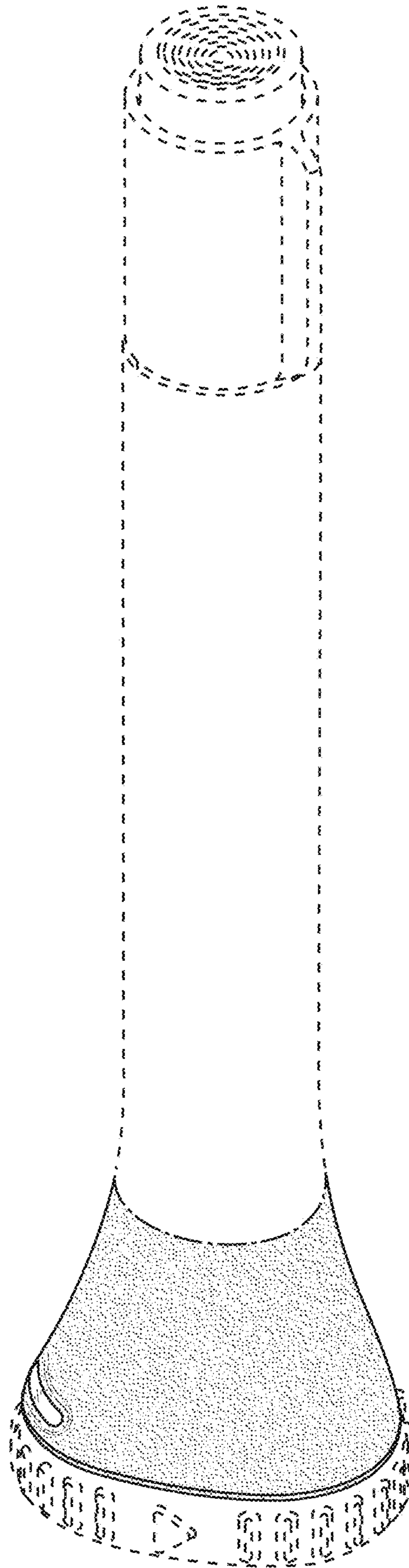


FIG. 9




FIG. 10

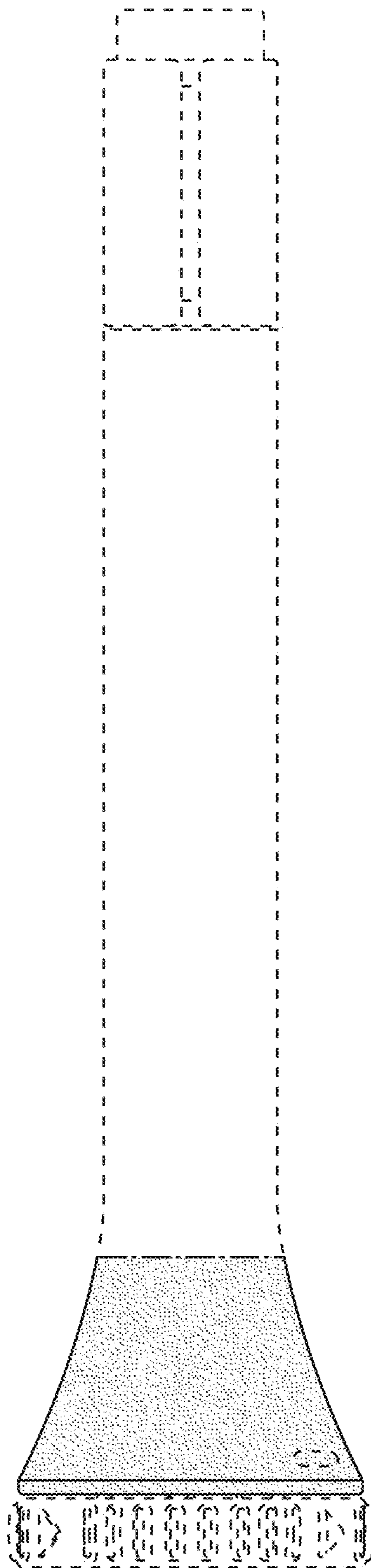


FIG. 11

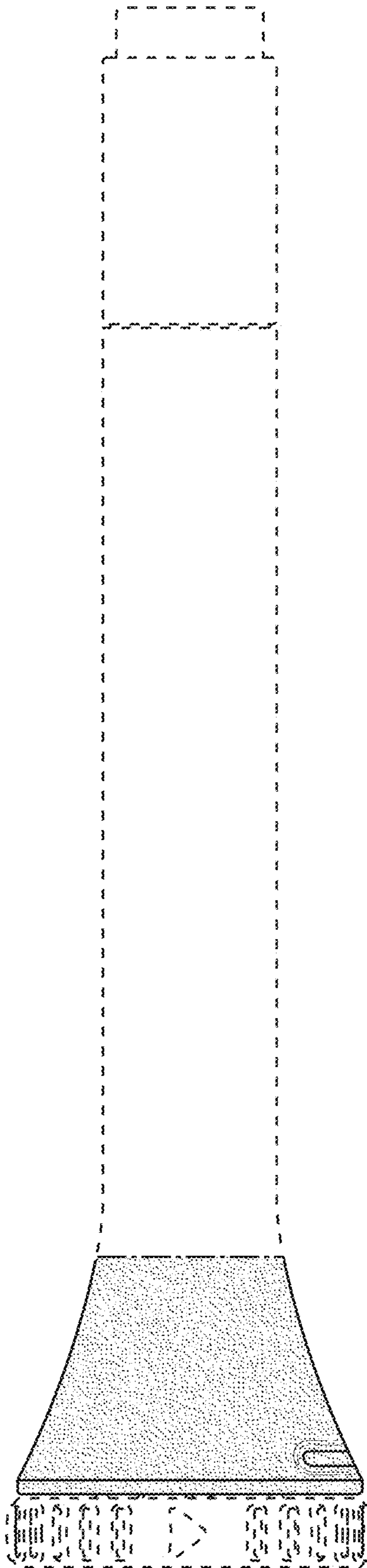


FIG. 12




FIG. 13

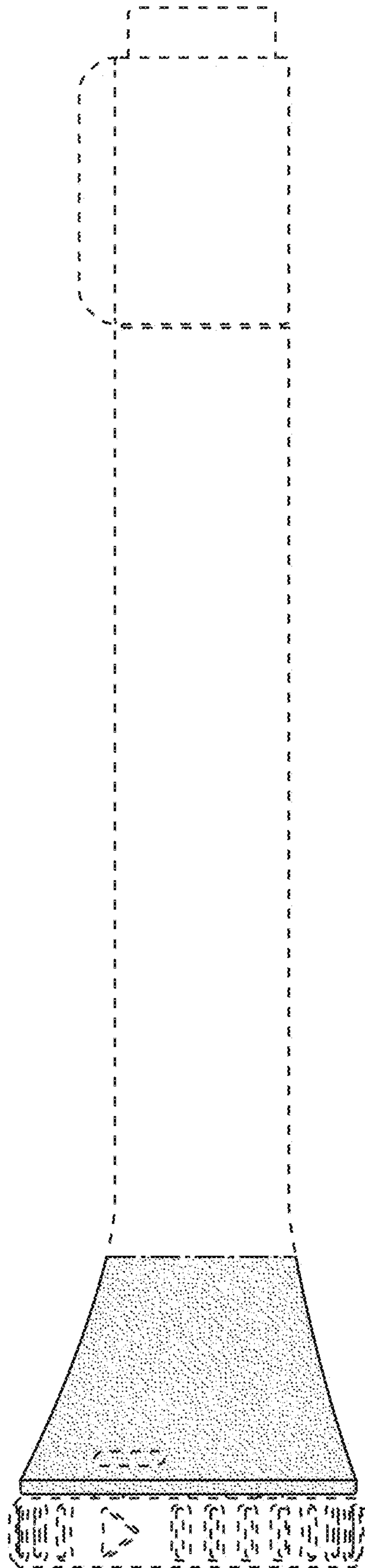


FIG. 14

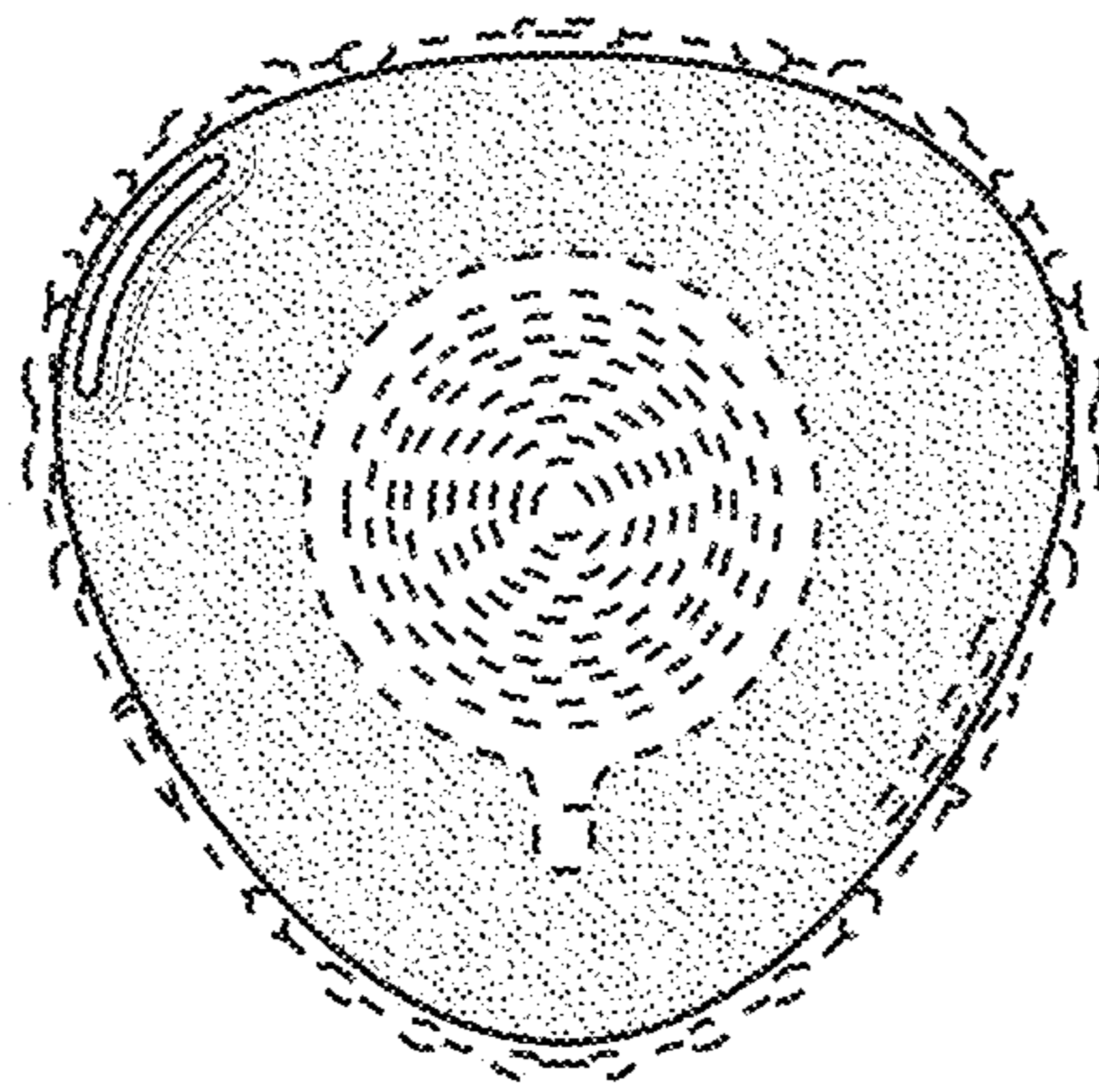


FIG. 15

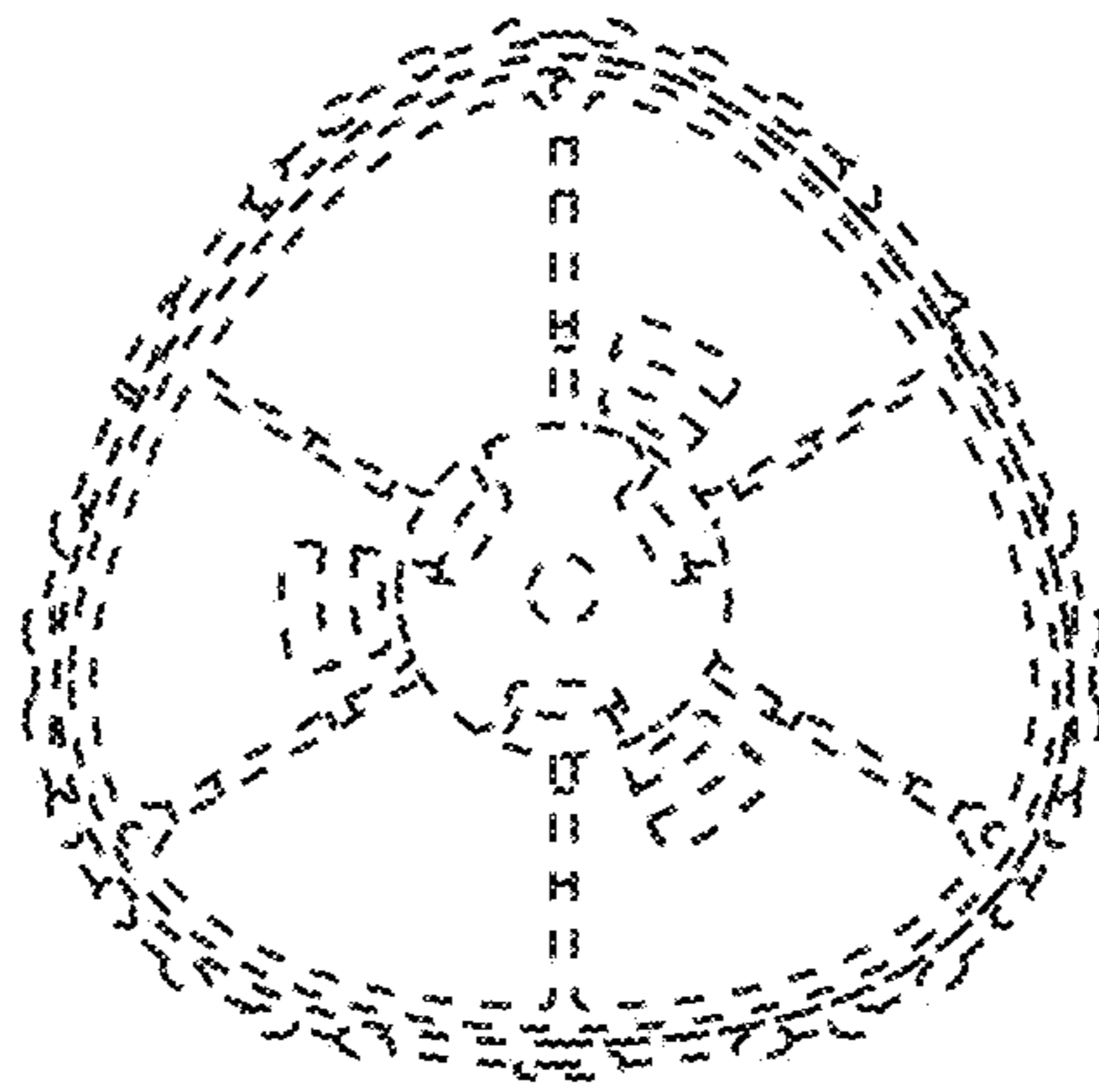


FIG. 16

UNITED STATES PATENT AND TRADEMARK OFFICE
CERTIFICATE OF CORRECTION

PATENT NO. : D965,768 S
APPLICATION NO. : 29/841198
DATED : October 4, 2022
INVENTOR(S) : Dennisur et al.

Page 1 of 1

It is certified that error appears in the above-identified patent and that said Letters Patent is hereby corrected as shown below:

On the Title Page

Under item (57), Column 2, in the Description:

-Line 7 – after “is” insert -- a --.

-Line 17 – after “is” insert -- a --.

Signed and Sealed this
Twenty-fifth Day of April, 2023
Katherine Kelly Vidal

Katherine Kelly Vidal
Director of the United States Patent and Trademark Office