



US00D965736S

(12) **United States Design Patent**
Xia

(10) **Patent No.:** **US D965,736 S**

(45) **Date of Patent:** **** Oct. 4, 2022**

(54) **FISH GRIPPER**

(71) Applicant: **SHENZHEN BANMIAO TECHNOLOGY CO., LTD.**, Shenzhen (CN)

(72) Inventor: **Hengxu Xia**, Shenzhen (CN)

(73) Assignee: **SHENZHEN BANMIAO TECHNOLOGY CO., LTD.**, Shenzhen (CN)

(**) Term: **15 Years**

(21) Appl. No.: **29/820,409**

(22) Filed: **Dec. 21, 2021**

(51) **LOC (13) Cl.** **22-05**

(52) **U.S. Cl.**
USPC **D22/150**

(58) **Field of Classification Search**
USPC D22/149-150, 199; D8/4, 21-22, 52, D8/55-56; 43/53.5
CPC A01K 97/00; A01K 97/14; B25B 7/02
See application file for complete search history.

(56) **References Cited**

U.S. PATENT DOCUMENTS

D152,478 S *	1/1949	Hutchinson et al.	43/53.5
4,645,253 A *	2/1987	Hogden, Sr.	A01K 97/14 D22/150
5,092,074 A *	3/1992	Zincke	A01K 97/00 43/53.5
D803,977 S	11/2017	Grayson et al.	

D803,978 S	11/2017	Grayson et al.	
D806,825 S *	1/2018	Grayson	D22/150
D811,841 S *	3/2018	Calfee	D8/52
D868,204 S *	11/2019	Rogers	D22/150
D871,869 S *	1/2020	Hasbrouck	D8/22
D882,726 S *	4/2020	Wu	D22/150

OTHER PUBLICATIONS

https://www.amazon.com/Booms-Fishing-G04-Fish-Gripper/dp/B08BP6K9CF/ref=sr_1_8?keywords=fish+grippers&qid=1660334791&sr=8-8 (Year: 2020).*

* cited by examiner

Primary Examiner — Catherine R Oliver-Garcia

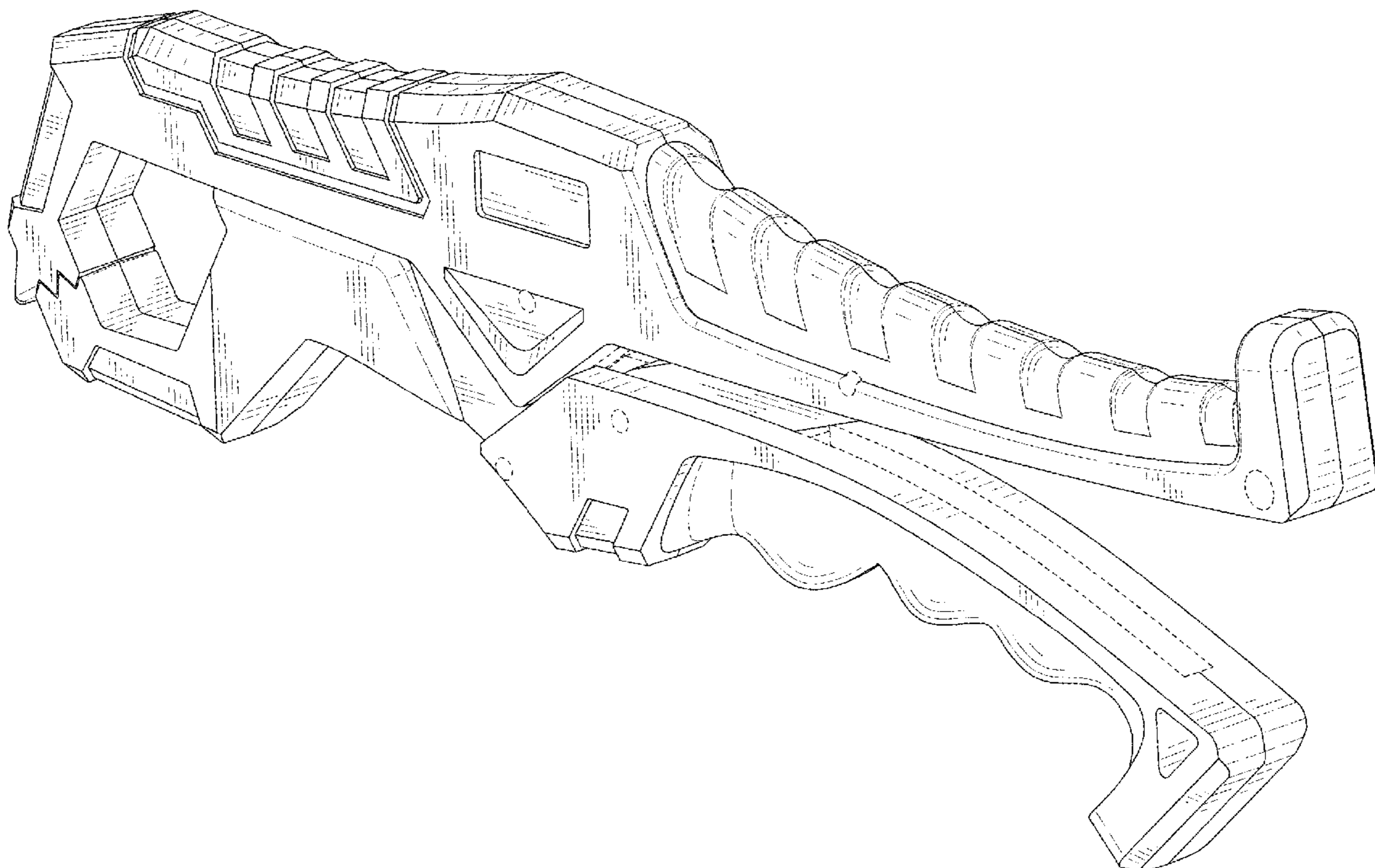
(57) **CLAIM**

The ornamental design for a fish gripper, as shown and described.

DESCRIPTION

FIG. 1 is a perspective view of a fish gripper showing my new design;
FIG. 2 is another perspective view thereof;
FIG. 3 is a front elevational view thereof;
FIG. 4 is a rear elevational view thereof;
FIG. 5 is a left side elevational view thereof;
FIG. 6 is a right side elevational view thereof;
FIG. 7 is a top plan view thereof; and,
FIG. 8 is a bottom plan view thereof.
The broken lines in the drawings depict portions of the fish gripper that form no part of the claimed design.

1 Claim, 8 Drawing Sheets



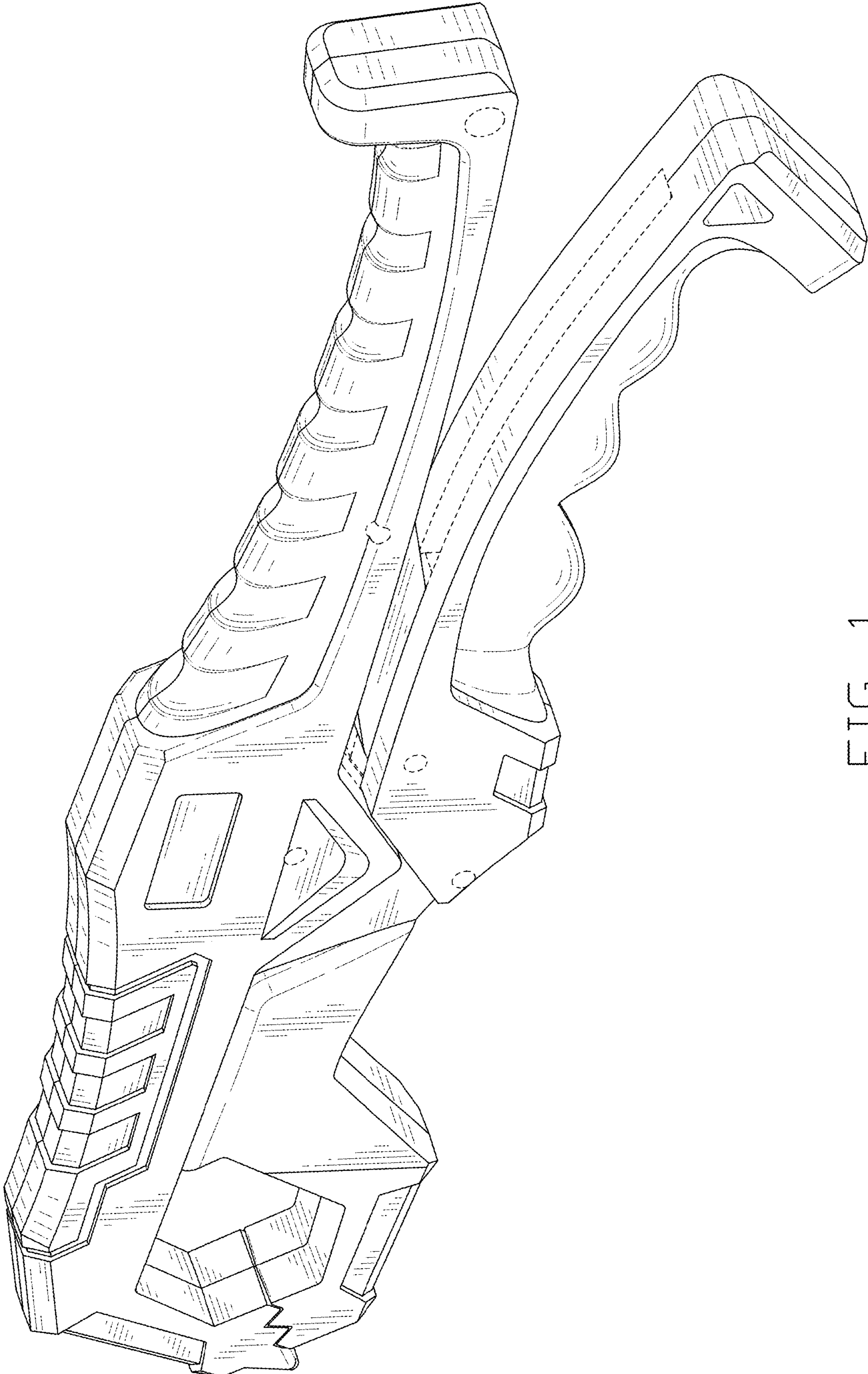


FIG. 1

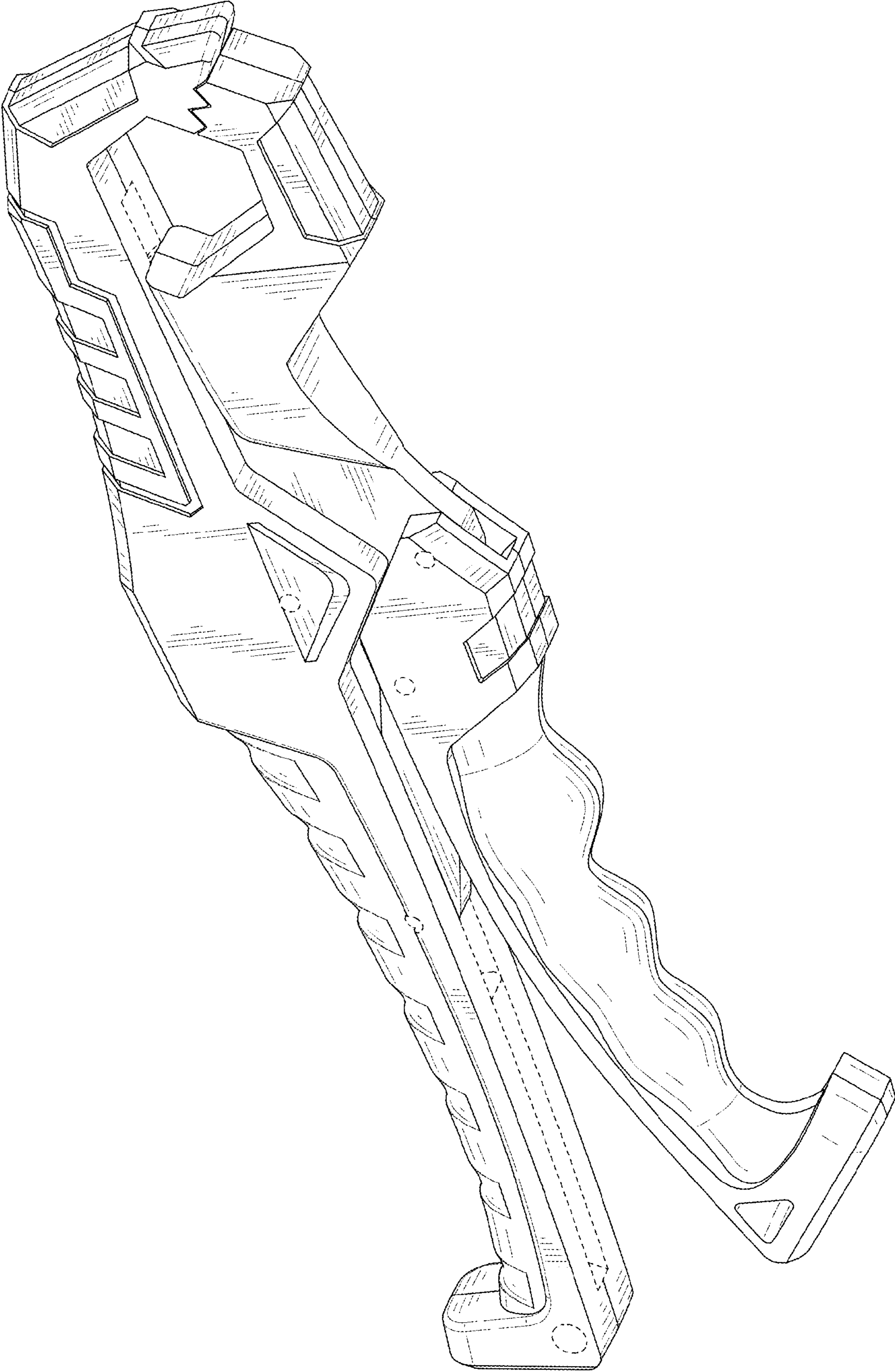


FIG. 2

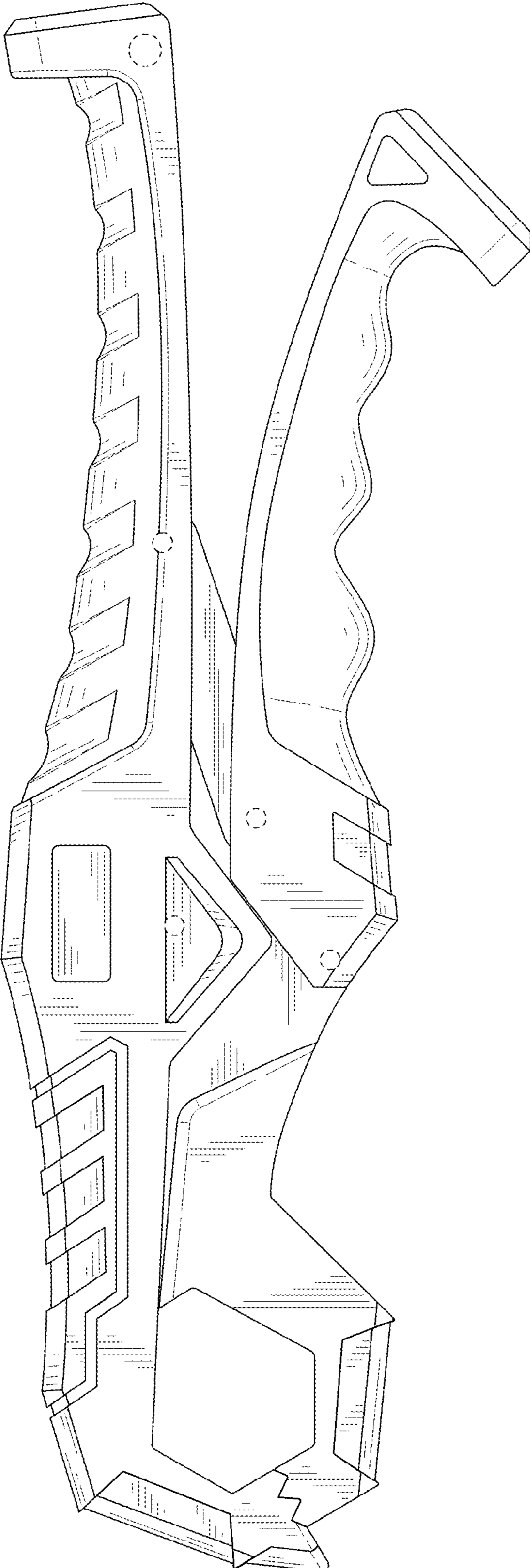


FIG. 3

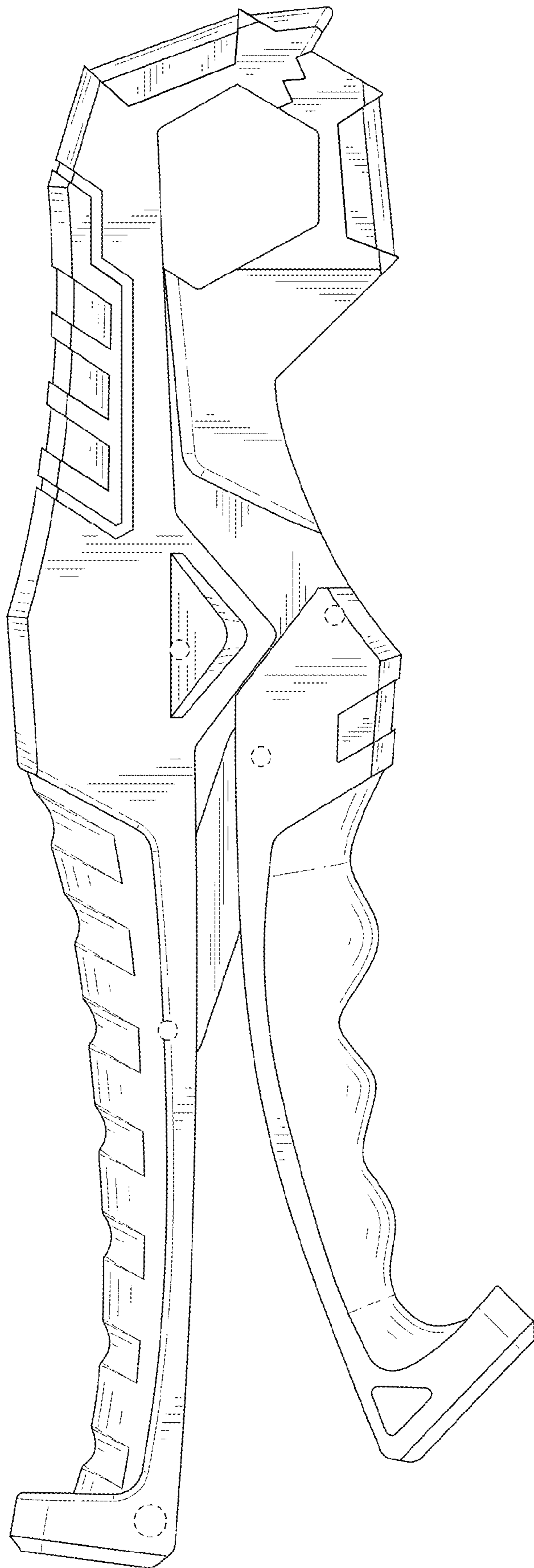


FIG. 4

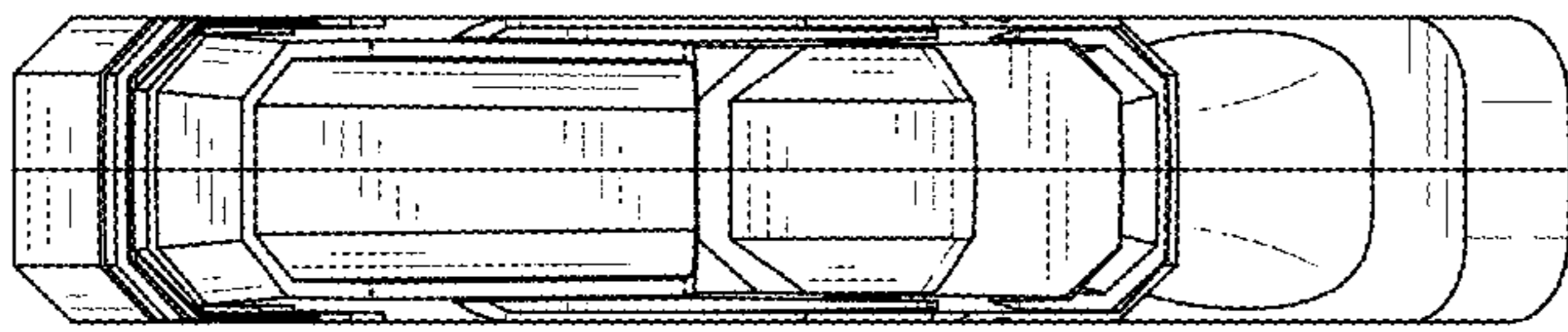


FIG. 5

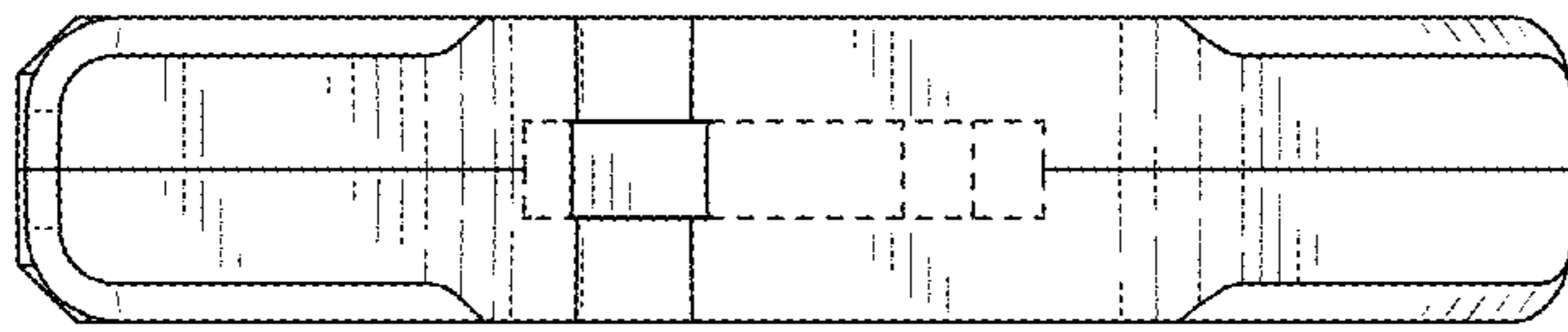


FIG. 6

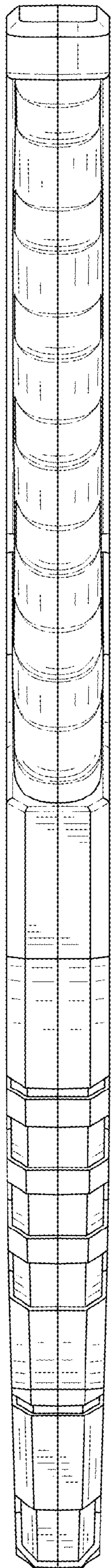


FIG. 7

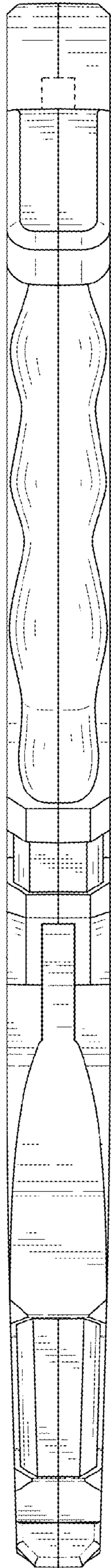


FIG. 8