



US00D965720S

(12) **United States Design Patent**
Buckley

(10) **Patent No.:** **US D965,720 S**

(45) **Date of Patent:** **** Oct. 4, 2022**

(54) **DIVOT REPAIR TOOL**

(71) Applicant: **Tab Investco Inc.**, Burlington (CA)

(72) Inventor: **Thomas A. Buckley**, Burlington (CA)

(73) Assignee: **Tab Investco Inc.**, Burlington (CA)

(**) Term: **15 Years**

(21) Appl. No.: **29/766,268**

(22) Filed: **Jan. 14, 2021**

(51) **LOC (13) Cl.** **21-02**

(52) **U.S. Cl.**
USPC **D21/793**

(58) **Field of Classification Search**
USPC D21/793, 794, 789, 319; D8/1, 4, 14, 18,
D8/79, 80, 47; D7/664, 653
See application file for complete search history.

(56) **References Cited**

U.S. PATENT DOCUMENTS

D554,726 S * 11/2007 Blanks D21/793
D695,864 S * 12/2013 Warfield D21/793
D736,334 S * 8/2015 Perry D21/793

D767,069 S * 9/2016 Maloy D21/793
9,669,276 B1 * 6/2017 Maloy A63B 57/353
D888,861 S * 6/2020 Tueller D21/795
2015/0224376 A1 * 8/2015 Maloy A63B 57/50
473/406

* cited by examiner

Primary Examiner — Khawaja Anwar
Assistant Examiner — Julice Seung Eun Oum
(74) *Attorney, Agent, or Firm* — Harter Secrest & Emery
LLP


(57) **CLAIM**

The ornamental design for a divot repair tool, as shown and described.

DESCRIPTION

FIG. 1 is a front perspective view of a divot repair tool in accordance with an embodiment of the present invention. FIG. 2 is a front view thereof. FIG. 3 is a rear view thereof. FIG. 4 is a right side view thereof. FIG. 5 is a left side view thereof. FIG. 6 is a top view thereof; and, FIG. 7 is a bottom view thereof. The broken lines in the drawing figures are for the purpose of illustration and form no part of the claimed design.

1 Claim, 5 Drawing Sheets






FIG. 1




FIG. 2




FIG. 3

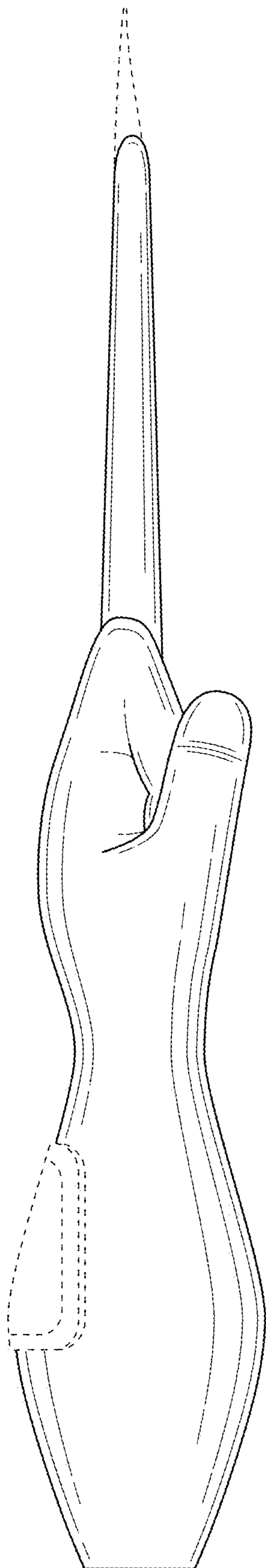


FIG. 4

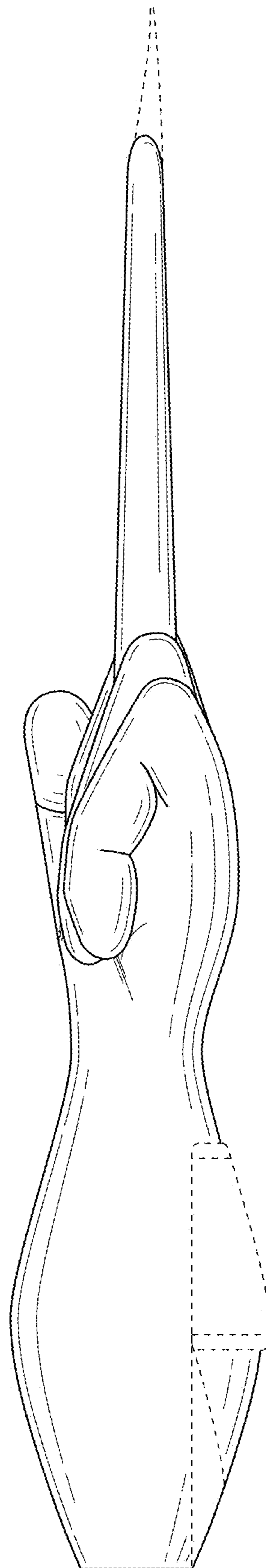


FIG. 5

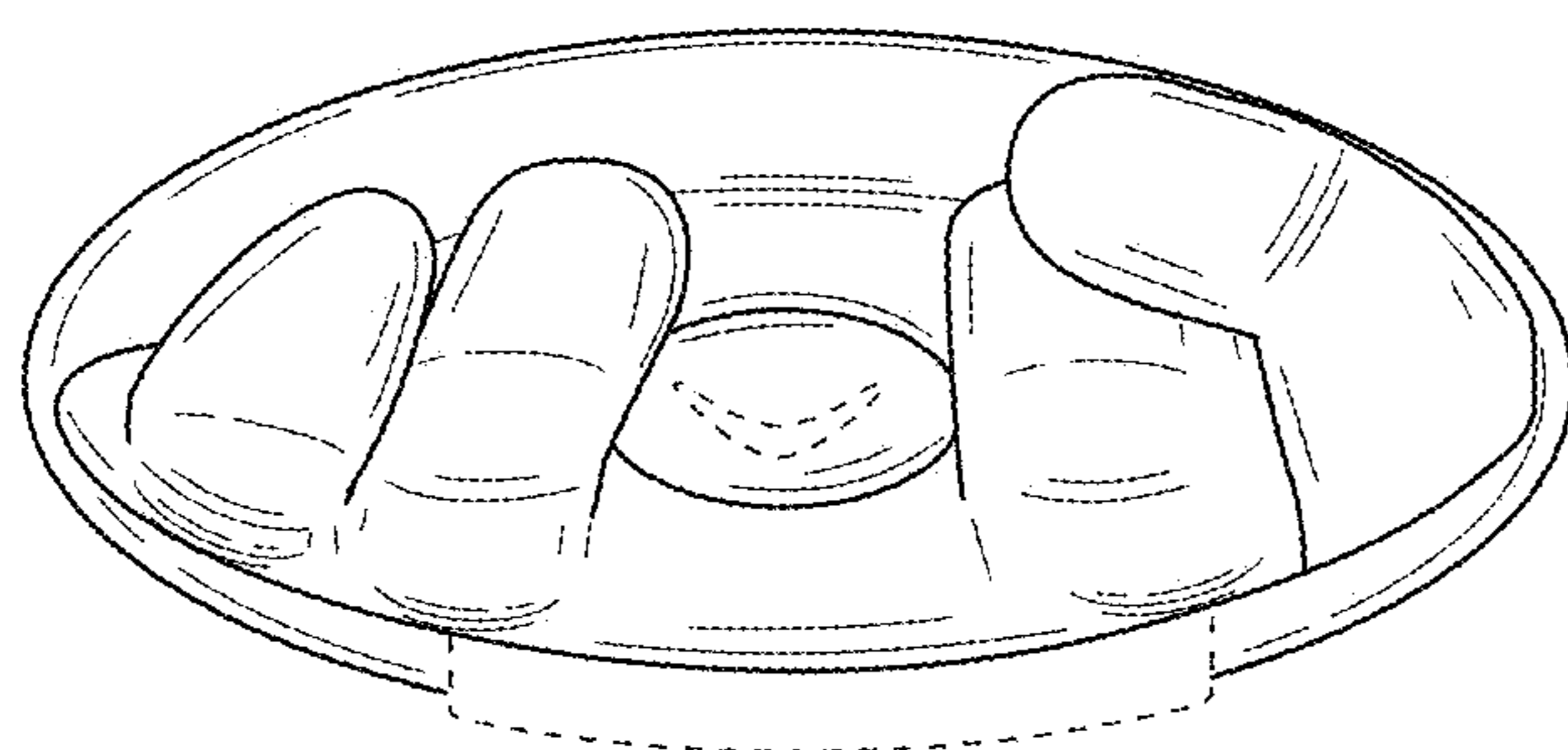


FIG. 6

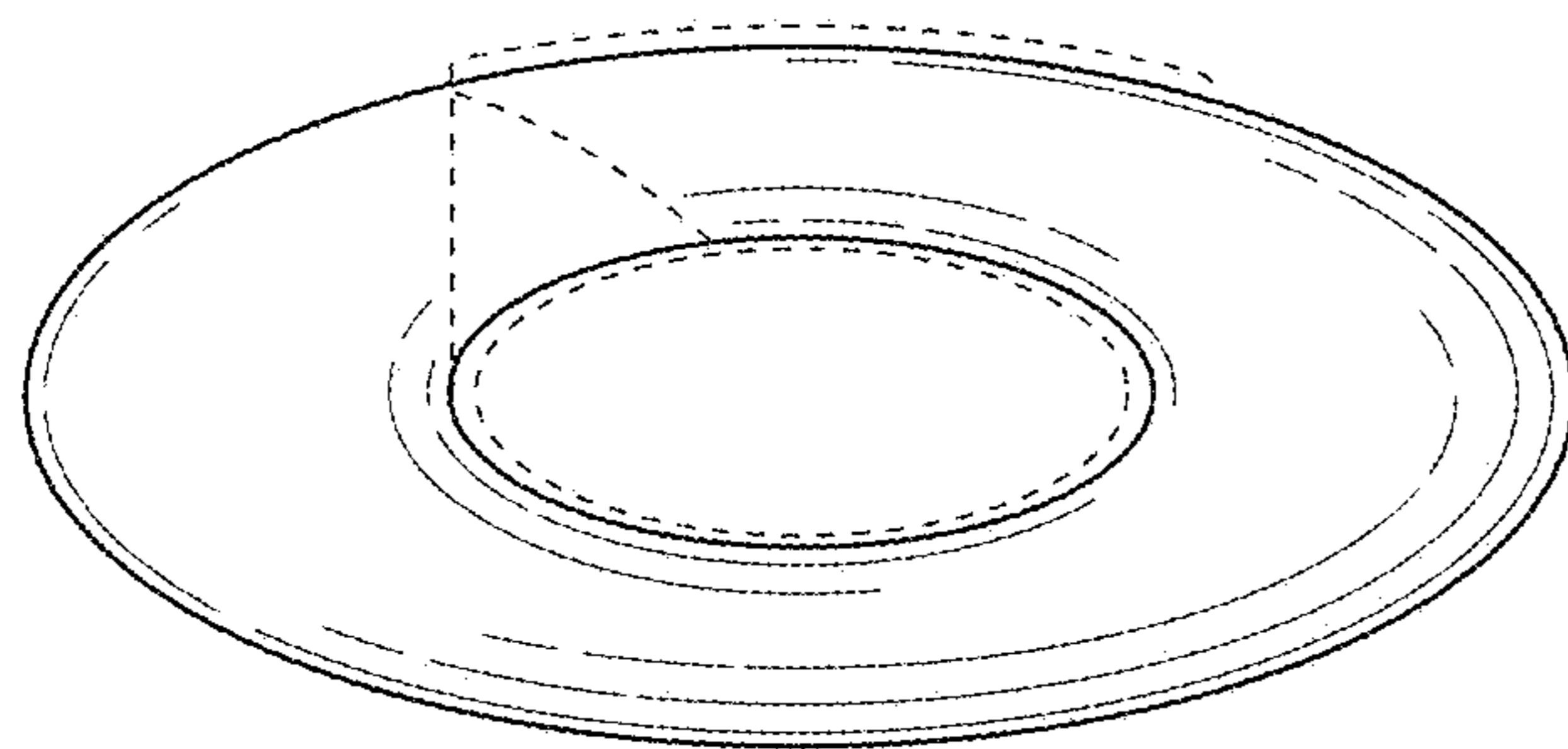


FIG. 7