



US00D965719S

(12) **United States Design Patent**
Chen

(10) **Patent No.:** **US D965,719 S**
(45) **Date of Patent:** **** Oct. 4, 2022**

- (54) **GOLF HITTING MAT**
- (71) Applicant: **Haiying Chen**, Dongguan (CN)
- (72) Inventor: **Haiying Chen**, Dongguan (CN)
- (**) Term: **15 Years**
- (21) Appl. No.: **29/790,651**
- (22) Filed: **Dec. 7, 2021**
- (51) **LOC (13) Cl.** **21-02**
- (52) **U.S. Cl.**
USPC **D21/792**
- (58) **Field of Classification Search**
USPC D21/686, 792, 671, 791, 789
See application file for complete search history.

(56) **References Cited**

U.S. PATENT DOCUMENTS

D312,117 S *	11/1990	Duncan	D21/792
5,263,863 A *	11/1993	Stefani	A63B 69/3673 473/272
5,593,355 A *	1/1997	Beaver	A63B 69/3661 473/262
D388,856 S *	1/1998	Desjardins	D21/792
5,987,676 A *	11/1999	Littleford	A47G 9/10 5/636
D420,084 S *	2/2000	Hooper	D21/792
6,106,409 A *	8/2000	Jackson, Jr.	A63B 69/3661 473/278
6,196,929 B1 *	3/2001	Erodes	A63B 67/02 473/160
D564,058 S	3/2008	Stebbins		
D590,471 S	4/2009	Aloisi		
D687,899 S *	8/2013	Iverson	D21/392
D716,892 S	11/2014	Schlosser et al.		
D765,796 S *	9/2016	Iverson	D21/480
10,369,444 B1 *	8/2019	Doucette	A63B 63/08
D944,911 S *	3/2022	Youk	D21/792

2001/0034272 A1 *	10/2001	Sobol	A63B 69/3658 473/278
2013/0288814 A1 *	10/2013	Holland	A63B 69/3661 473/278
2019/0282883 A1 *	9/2019	Turner	A63B 69/3661

OTHER PUBLICATIONS

Milliard, announced 2018 [online], [site visited Aug. 4, 2022]. Available on the internet, URL: <https://www.amazon.com/Milliard-Fairway-Chipping-Practice-Training/dp/B07DLGJGP7/ref> (Year: 2018).*

Champkey, announced 2020 [online], [site visited Aug. 4, 2022]. Available on the internet, URL: <https://www.amazon.com/CHAMPKEY-Professional-Hitting-Backing-Practice/dp/B09PYG1VVL/ref> (Year: 2020).*

* cited by examiner

Primary Examiner — Khawaja Anwar
Assistant Examiner — Julice Seung Eun Oum
 (74) *Attorney, Agent, or Firm* — Zihua Han

(57) **CLAIM**

The ornamental design for a golf hitting mat, as shown and described.

DESCRIPTION

FIG. 1 is a first perspective view of a golf hitting mat showing my new design;
 FIG. 2 is a second perspective view thereof;
 FIG. 3 is a front view thereof;
 FIG. 4 is a back view thereof;
 FIG. 5 is a left side view thereof;
 FIG. 6 is a right side view thereof;
 FIG. 7 is a top view thereof; and,
 FIG. 8 is a bottom view thereof.

1 Claim, 8 Drawing Sheets

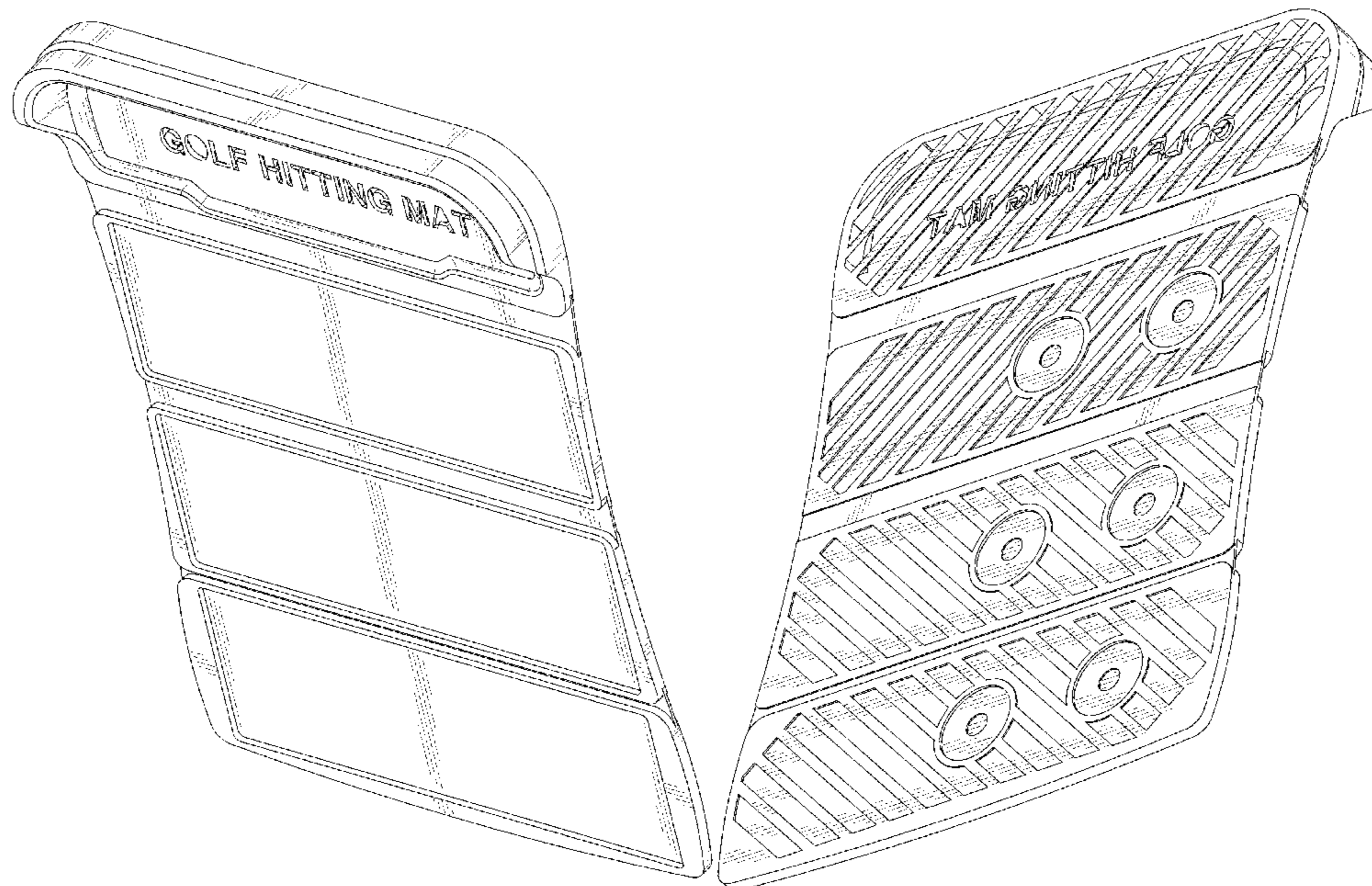




FIG. 1

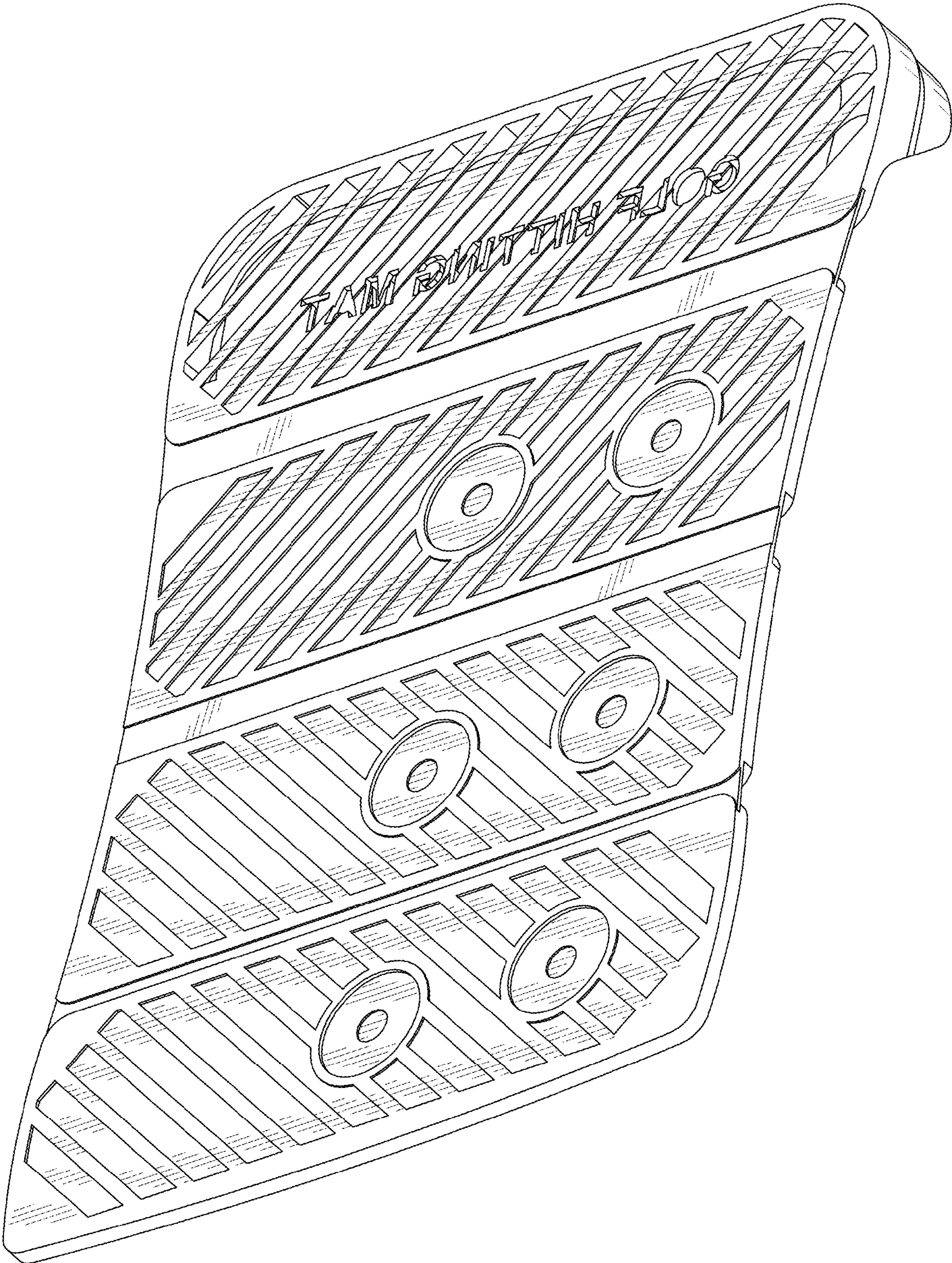


FIG. 2




FIG. 3

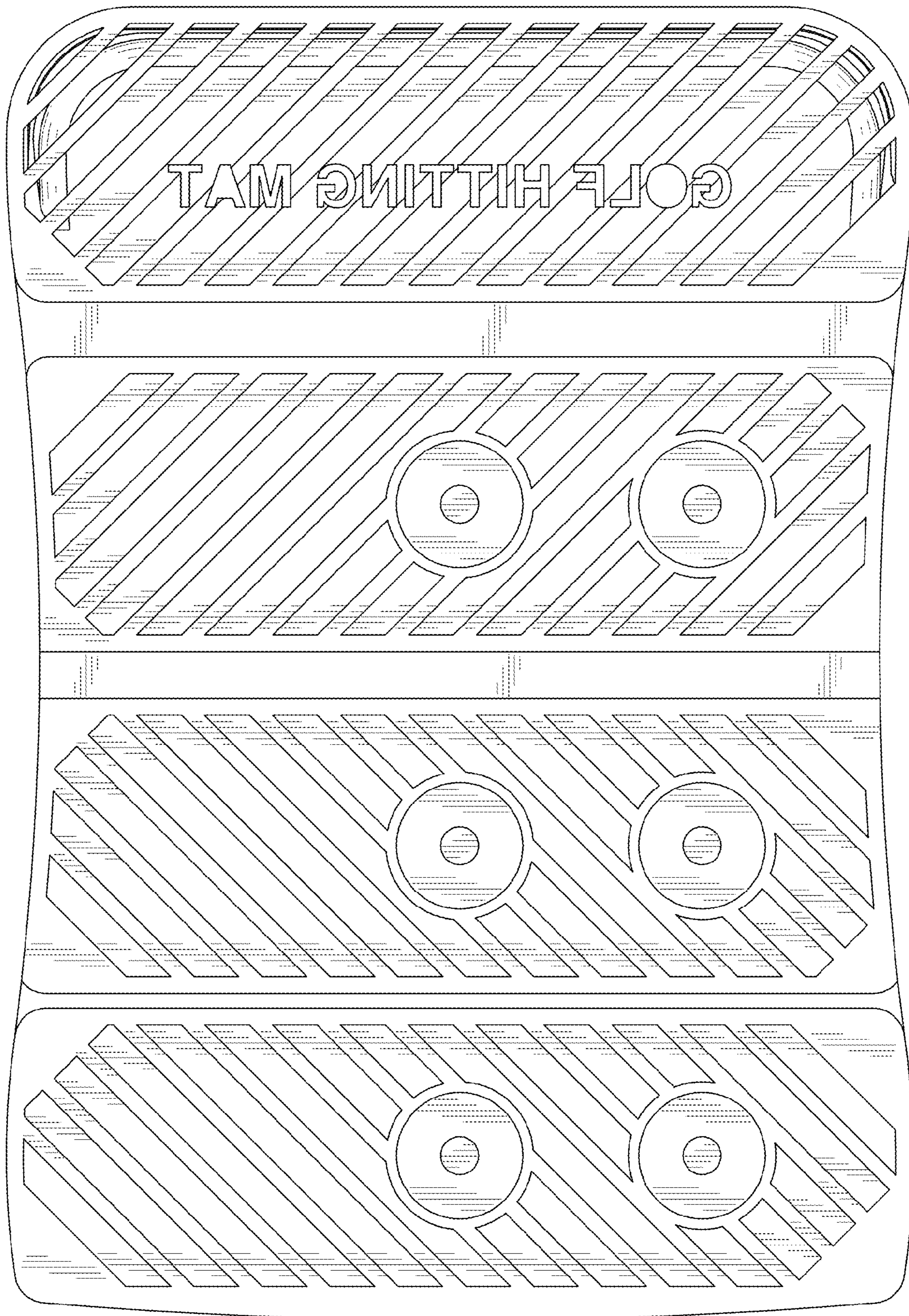


FIG. 4

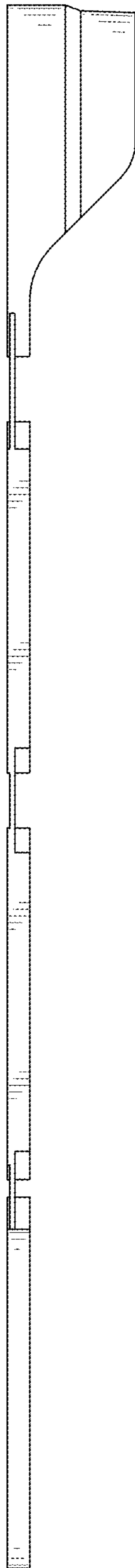


FIG. 5

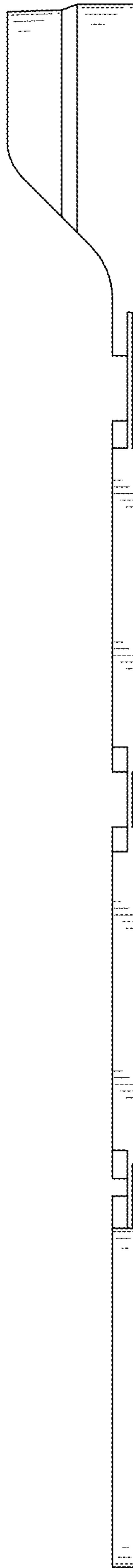


FIG. 6

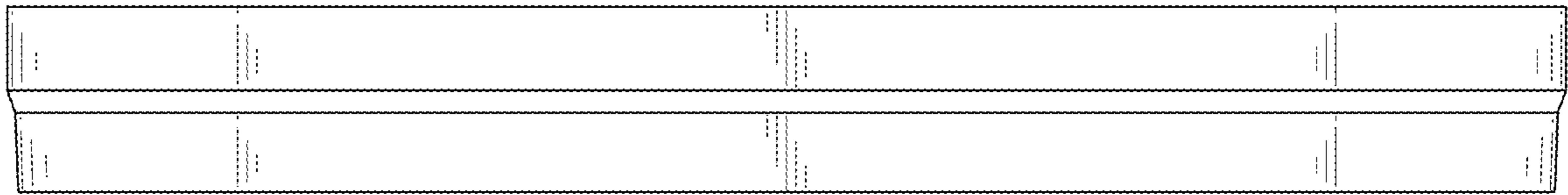


FIG. 7

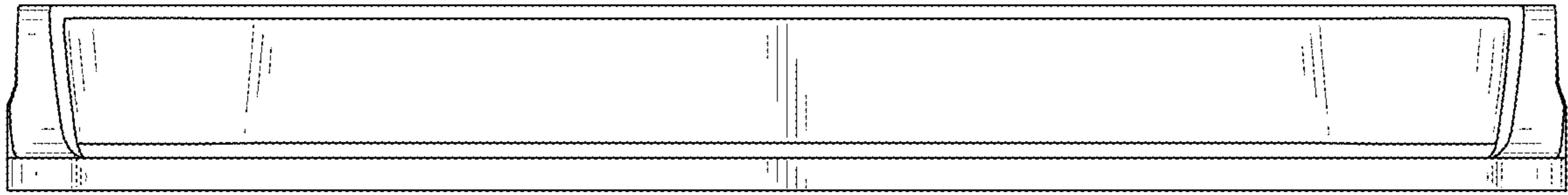


FIG. 8