



US00D965689S

(12) **United States Design Patent** (10) **Patent No.:** **US D965,689 S**
Peluso (45) **Date of Patent:** **** Oct. 4, 2022**

(54) **MAGNETIC TOY**
(71) Applicant: **Jason Michael Peluso**, Largo, FL (US)
(72) Inventor: **Jason Michael Peluso**, Largo, FL (US)
(73) Assignee: **Fourstar Group Inc.**, Taipei (TW)
(**) Term: **15 Years**

D831,129 S * 10/2018 Wang D21/491
D893,635 S * 8/2020 Henkin D21/404
D894,289 S * 8/2020 Henkin D21/404
D908,812 S * 1/2021 Kogure D21/491
D922,495 S * 6/2021 Lv D21/404
D922,501 S * 6/2021 Lv D21/491
2016/0184727 A1* 6/2016 Ornstein A63H 33/046
446/92
2017/0065899 A1* 3/2017 Moskowitz A63H 33/046
2020/0246715 A1* 8/2020 Bensussan A63H 33/10

(21) Appl. No.: **29/684,867**
(22) Filed: **Mar. 25, 2019**
(51) **LOC (13) Cl.** **21-01**
(52) **U.S. Cl.**
USPC **D21/404**; D21/491
(58) **Field of Classification Search**
USPC D21/386, 404, 478–480, 484–505;
273/239; 446/85–128
CPC A63H 33/04; A63H 33/046; A63H 33/26;
A63F 2009/1212
See application file for complete search history.

FOREIGN PATENT DOCUMENTS

CN 303050982 * 12/2014
CN 303565696 * 1/2016
CN 303817403 * 8/2016
CN 105963981 A * 9/2016 A63H 33/088
CN 105963983 A * 9/2016 A63H 33/08
CN 105963984 A * 9/2016 A63H 33/08
CN 105999734 A * 10/2016

* cited by examiner

Primary Examiner — Catherine A Tuttle
(74) *Attorney, Agent, or Firm* — Salter & Michaelson

(56) **References Cited**

U.S. PATENT DOCUMENTS

3,998,004 A 12/1976 Ehrlich
7,154,363 B2 12/2006 Hunts
D632,346 S 2/2011 Hardstaff
D713,891 S * 9/2014 Schwartz D21/342
D716,879 S * 11/2014 Norman D21/501
D771,752 S 11/2016 Henkin et al.
D773,562 S 12/2016 Kiribuchi
D773,564 S * 12/2016 Kiribuchi D21/489
D784,938 S 4/2017 Wang
9,643,100 B2 5/2017 Fein et al.
D789,312 S 6/2017 Wang
D813,955 S 3/2018 Henkin et al.
D823,946 S 7/2018 Henkin et al.
D827,720 S 9/2018 Whang
D827,721 S 9/2018 Whang
D829,825 S 10/2018 Henkin et al.

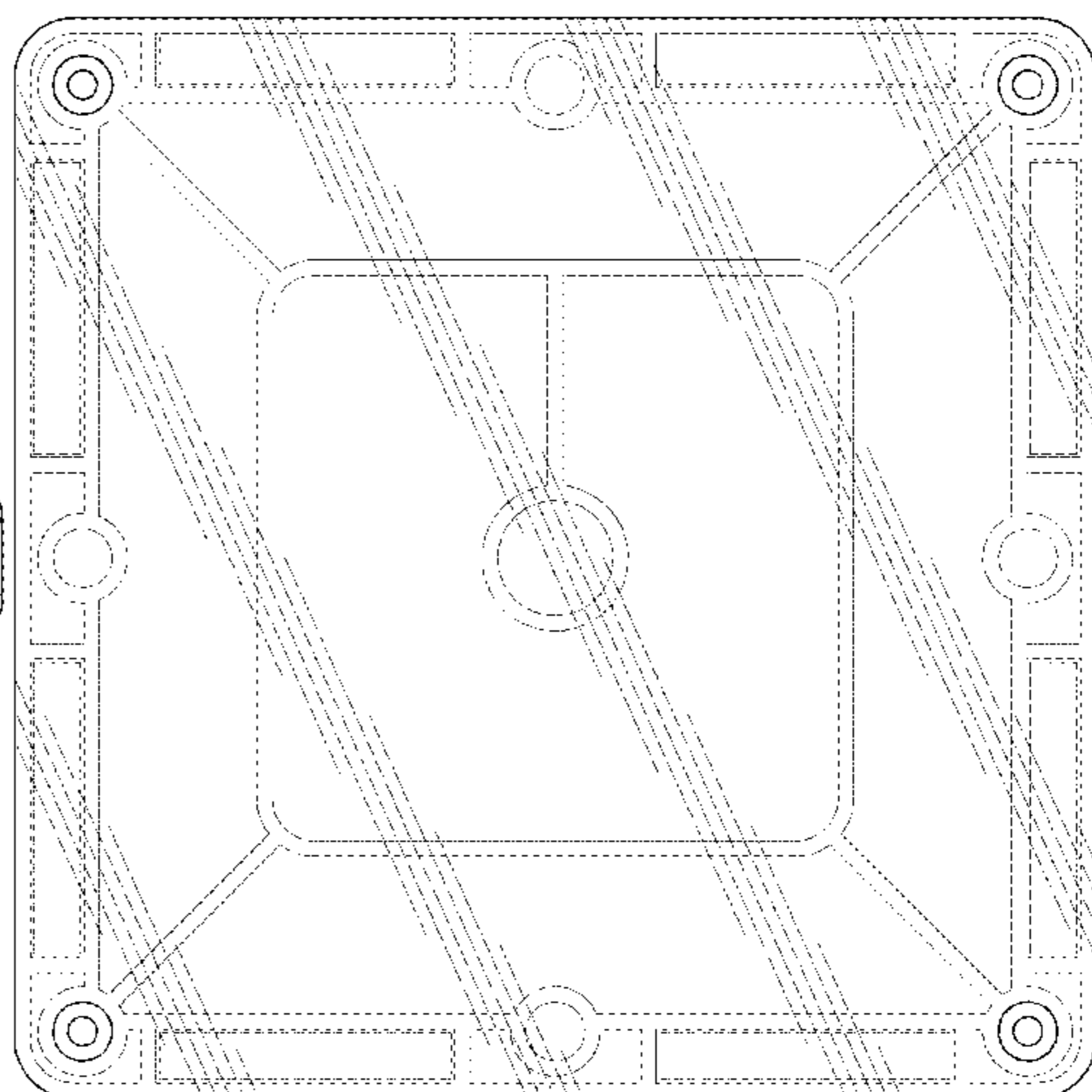
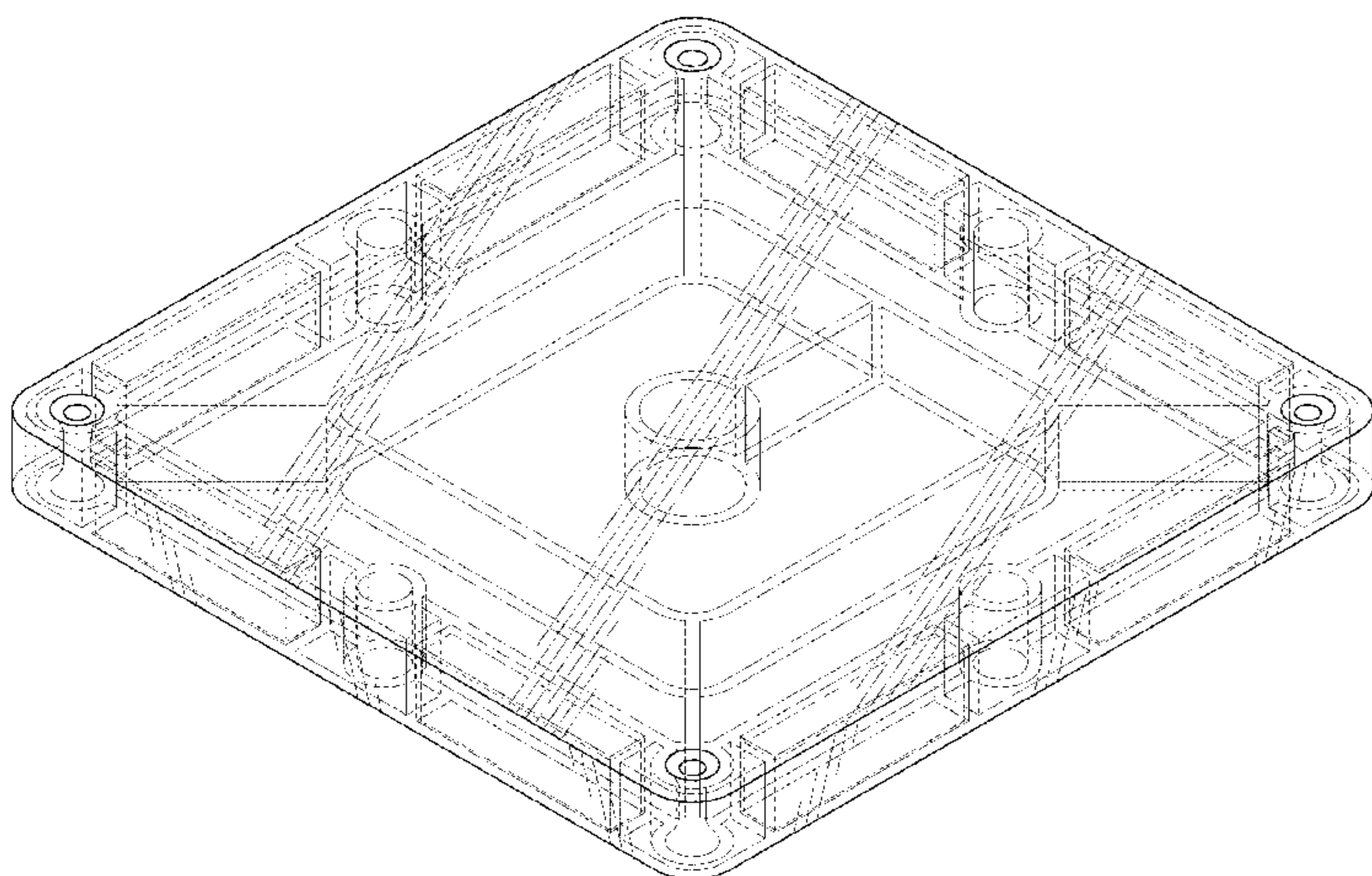
(57) **CLAIM**

The ornamental design for a magnetic toy, as shown and described.

DESCRIPTION

FIG. 1 is a top perspective view of a magnetic toy showing my new design;
FIG. 2 is a top plan view thereof;
FIG. 3 is a bottom plan view thereof;
FIG. 4 is a front elevational view thereof;
FIG. 5 is a rear elevational view thereof;
FIG. 6 is a left side elevational view thereof; and,
FIG. 7 is a right side elevational view thereof.
The dashed lines depict elements of the magnetic toy that form no part of the claimed design.

1 Claim, 4 Drawing Sheets






FIG. 1

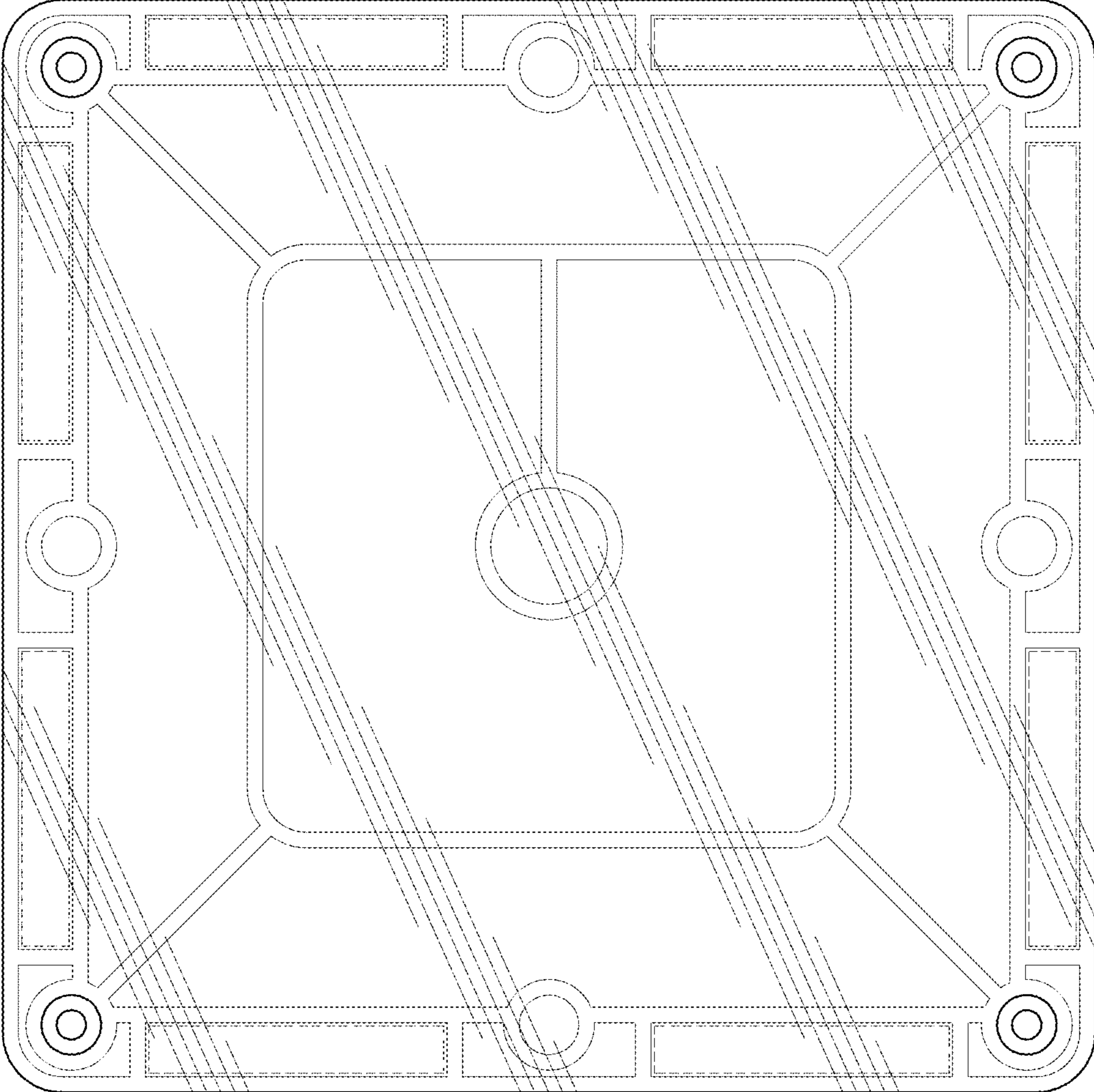


FIG. 2

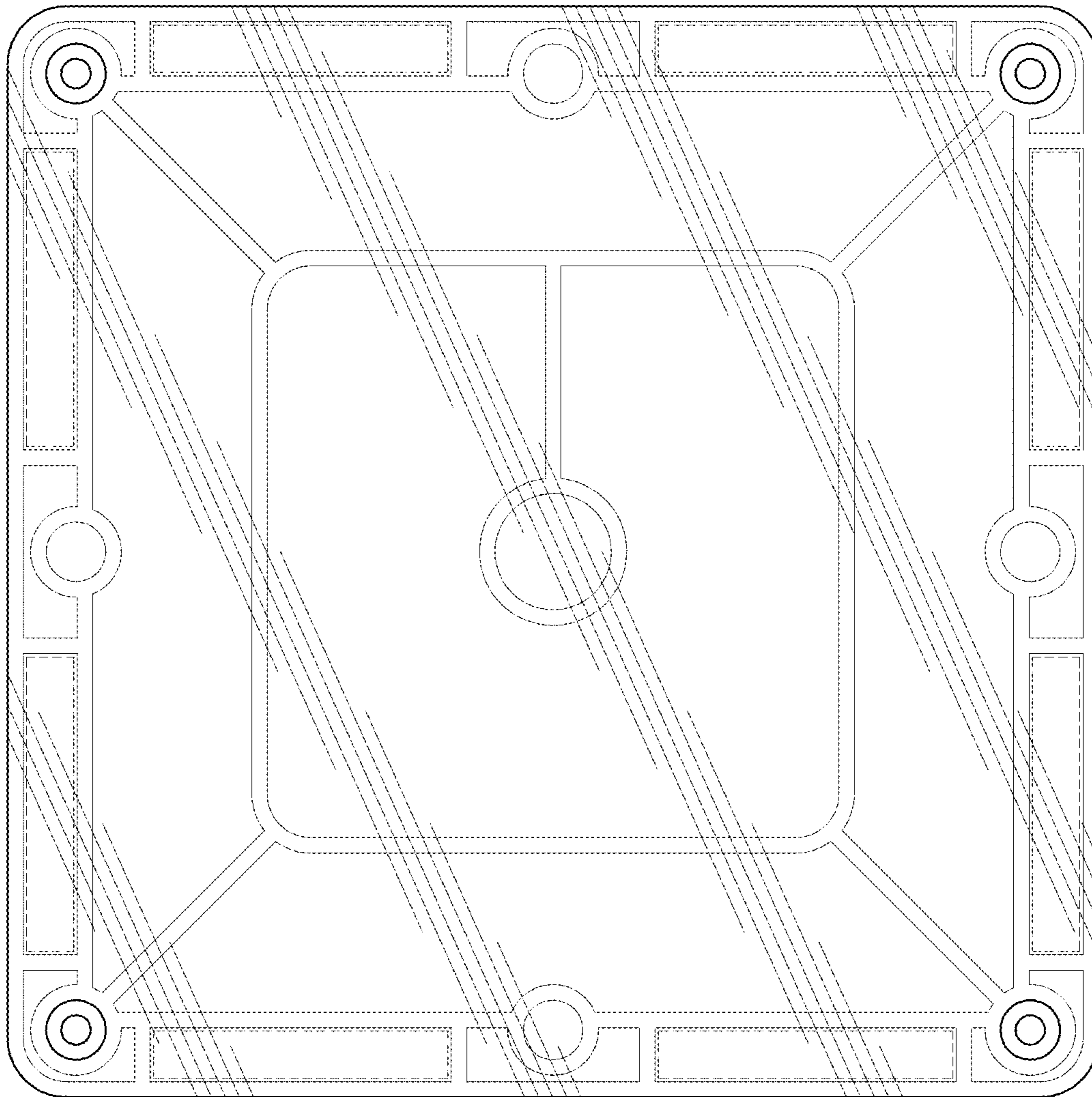


FIG. 3

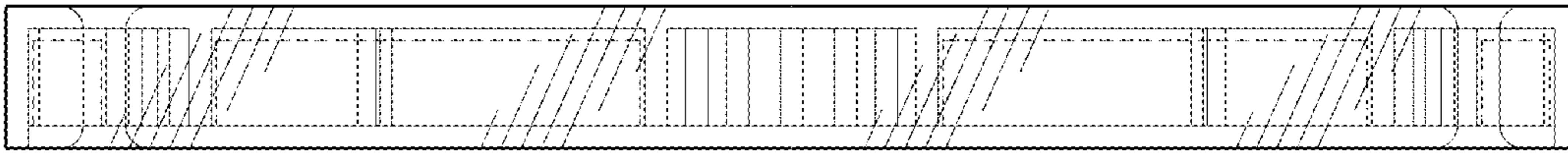


FIG. 4

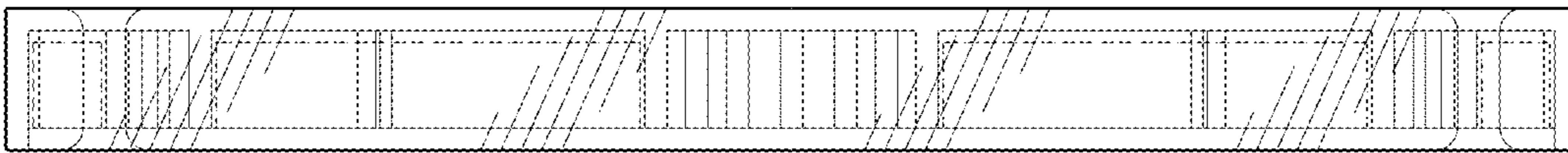


FIG. 5

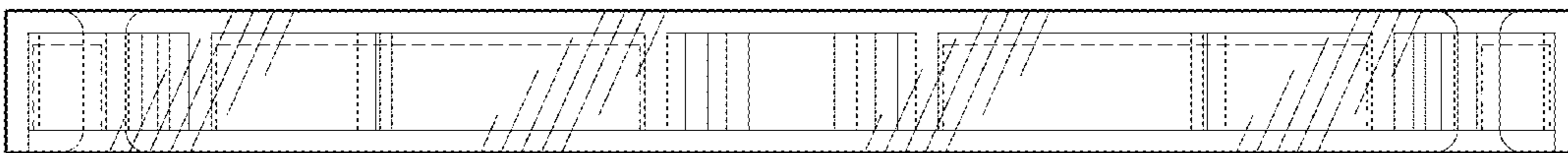


FIG. 6

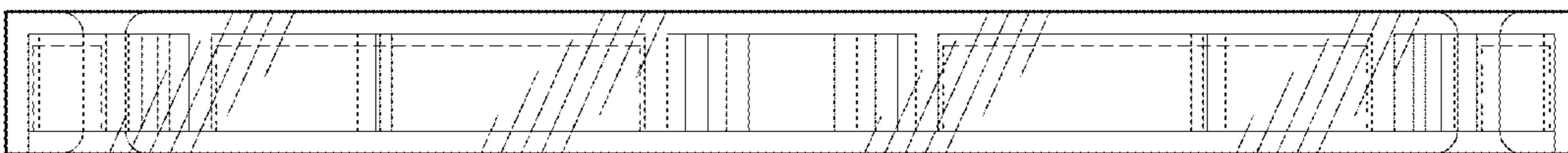


FIG. 7