

US00D965660S

(12) **United States Design Patent** (10) **Patent No.:** **US D965,660 S**
Ibragimov et al. (45) **Date of Patent:** **** Oct. 4, 2022**

(54) **TWO-PIECE ACTION CAMERA**

(71) Applicants: **Ali-Khan Ibragimov**, Burbank, CA (US); **Rashan Samad Allen**, Burbank, CA (US)

(72) Inventors: **Ali-Khan Ibragimov**, Burbank, CA (US); **Rashan Samad Allen**, Burbank, CA (US)

(**) Term: **15 Years**

(21) Appl. No.: **29/789,616**

(22) Filed: **Oct. 5, 2021**

(51) **LOC (13) Cl.** **16-01**

(52) **U.S. Cl.**
 USPC **D16/202; D16/218**

(58) **Field of Classification Search**
 USPC D16/200, 202–206, 218, 219, 242;
 348/143, 148, 151, 373–376; 396/419,
 396/427, 535, 539–541
 CPC G03B 17/02; G03B 19/04; G03B 17/56;
 G03B 17/04; G03B 15/03; H04N 5/2251;
 H04N 5/2252; H04N 5/2253; H04N
 5/2254; H04N 7/181; H04N 7/183; H04N
 7/18; G08B 13/1963; G08B 13/19619;
 G08B 13/19632; F16M 11/04; F16M
 13/00
 See application file for complete search history.

D692,939 S 11/2013 Huang et al.
 D723,602 S * 3/2015 Brickstad D16/202
 D725,691 S * 3/2015 De Rosa D16/202
 D730,423 S 5/2015 Vandebussche
 D736,297 S * 8/2015 Kawasaki D16/218
 D743,472 S * 11/2015 Tanifuji D16/203
 D754,769 S * 4/2016 Patulski D16/202
 D764,559 S * 8/2016 Luo D16/202
 D814,543 S * 4/2018 Oshima D16/202
 D824,983 S * 8/2018 Wong D16/208
 D826,309 S * 8/2018 Sakai D16/218
 D848,512 S * 5/2019 Kamei D16/218
 D849,110 S 5/2019 Khubani
 D865,845 S * 11/2019 Sakai D16/218
 D893,576 S 8/2020 Kyte et al.
 2015/0189133 A1 7/2015 Sandy
 2018/0167537 A1 6/2018 Takada et al.

* cited by examiner

Primary Examiner — Ramzi Almatrahi
 (74) *Attorney, Agent, or Firm* — Dunlap Bennett & Ludwig, PLLC

(57) **CLAIM**

The ornamental design for a two-piece action camera, as shown and described.

DESCRIPTION

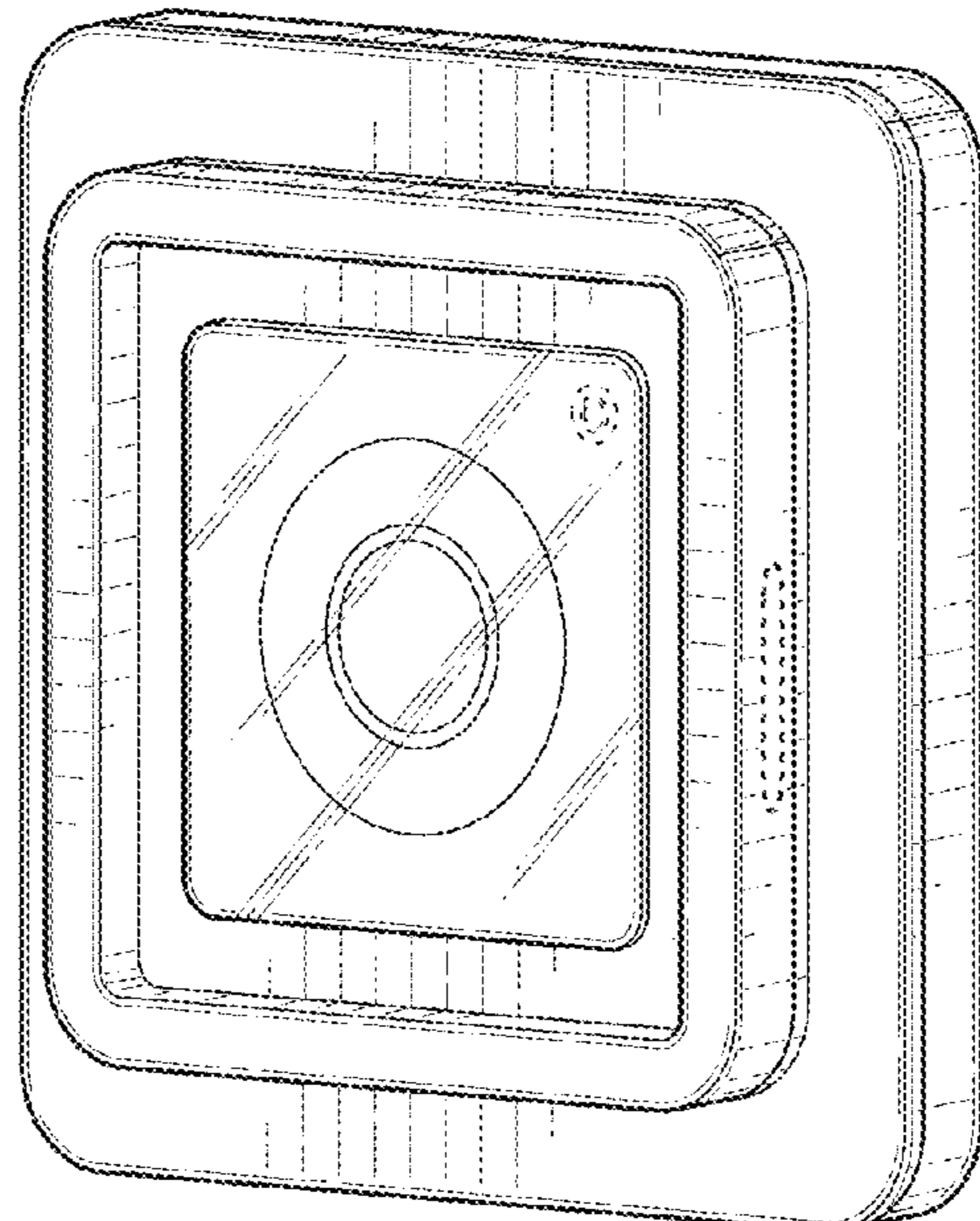
FIG. 1 is a front perspective view of a two-piece action camera, showing our new design;
 FIG. 2 is a front elevation view thereof;
 FIG. 3 is a rear elevation view thereof;
 FIG. 4 is a left side elevation view thereof;
 FIG. 5 is a right side elevation view thereof;
 FIG. 6 is a top plan view thereof; and,
 FIG. 7 is a bottom plan view thereof.
 The broken lines shown in the drawings depict portions of the two-piece action camera that form no part of the claimed design.

1 Claim, 4 Drawing Sheets

(56) **References Cited**

U.S. PATENT DOCUMENTS

D118,296 S 8/1938 Tuomey
 D441,386 S 5/2001 Yamazaki
 D496,062 S 9/2004 Yamakami et al.
 D496,382 S 9/2004 Yamakami et al.
 D515,610 S * 2/2006 Yamakami D16/218
 D564,562 S * 3/2008 Honma D16/218



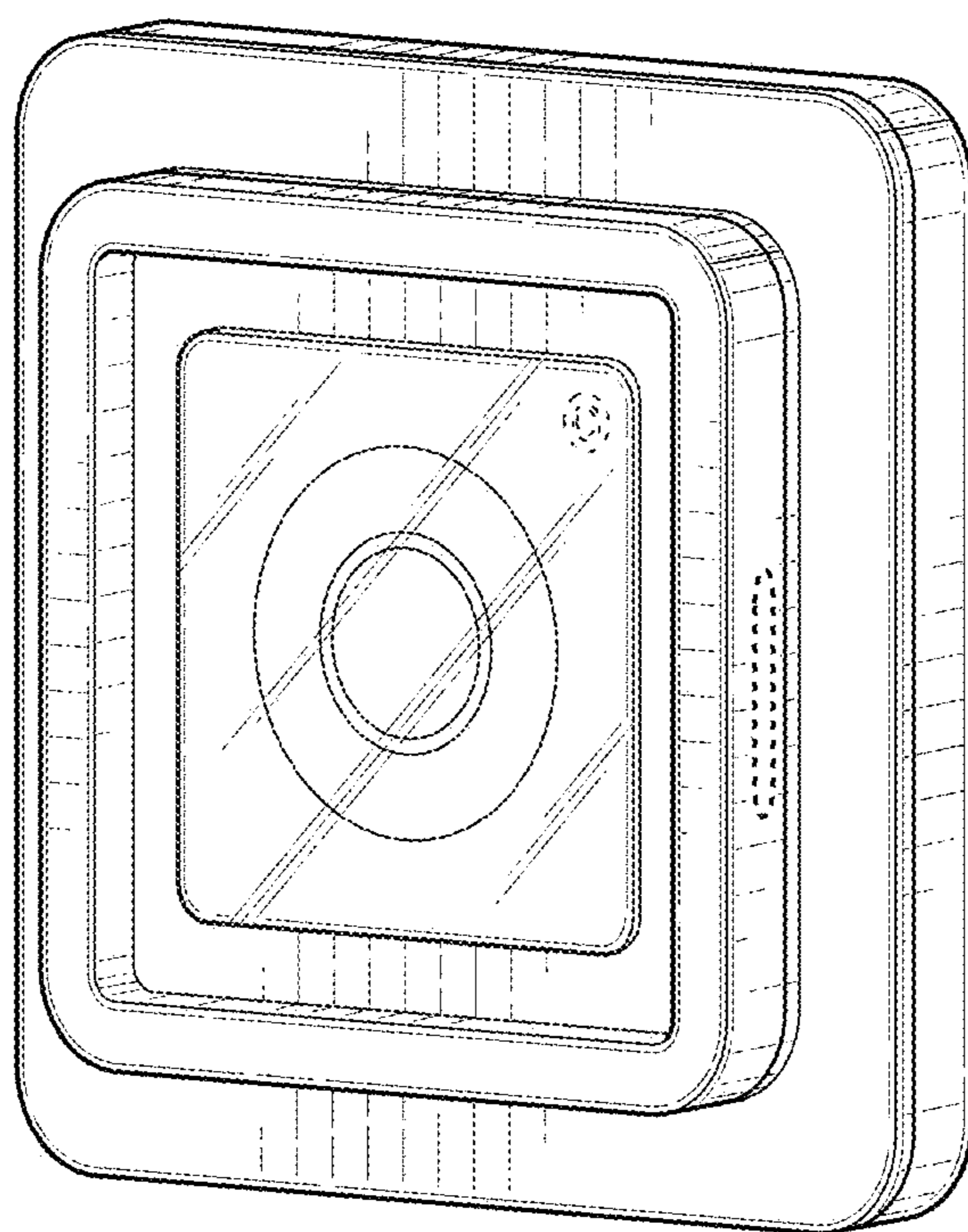


FIG. 1

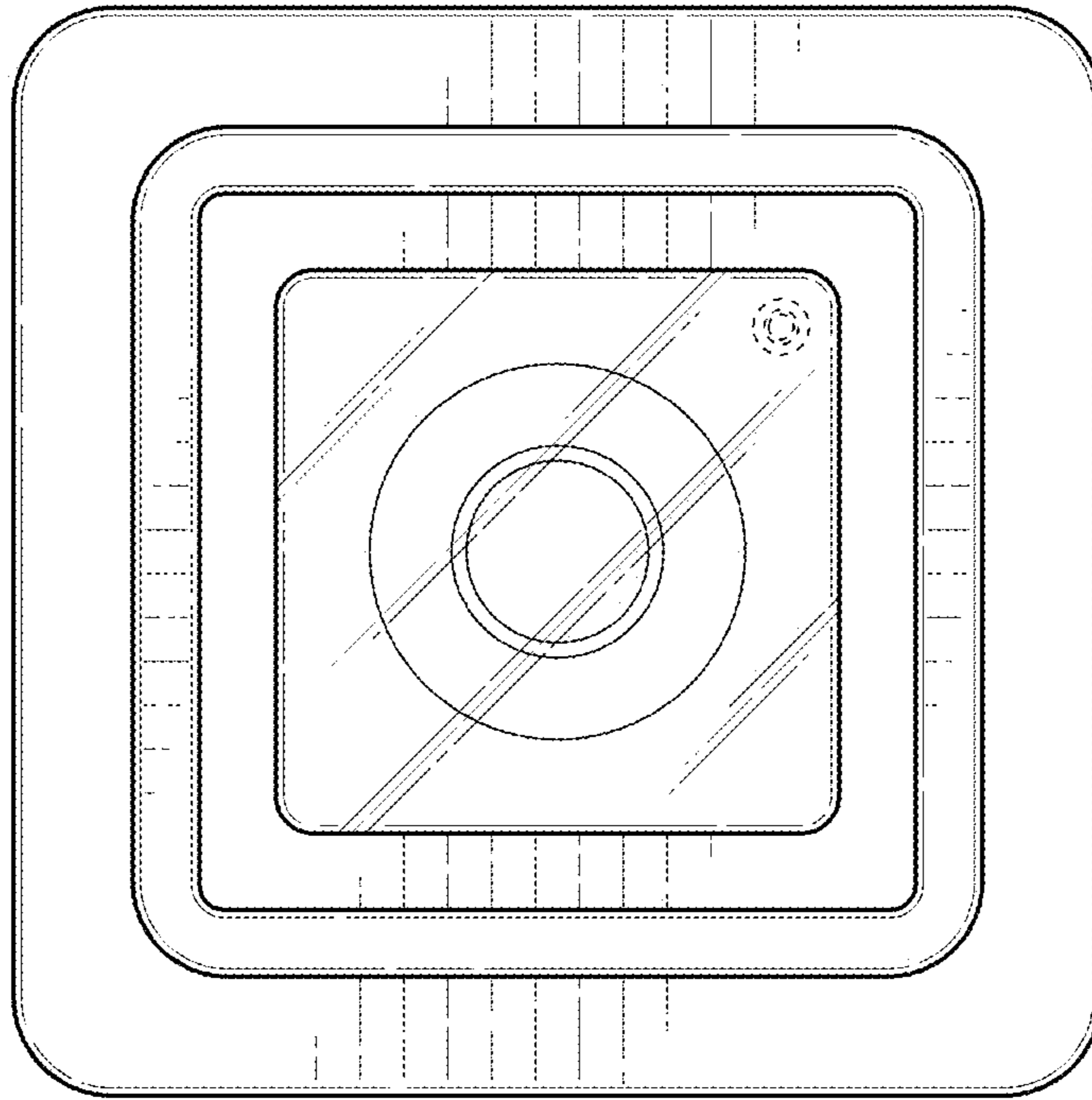


FIG. 2




FIG. 3

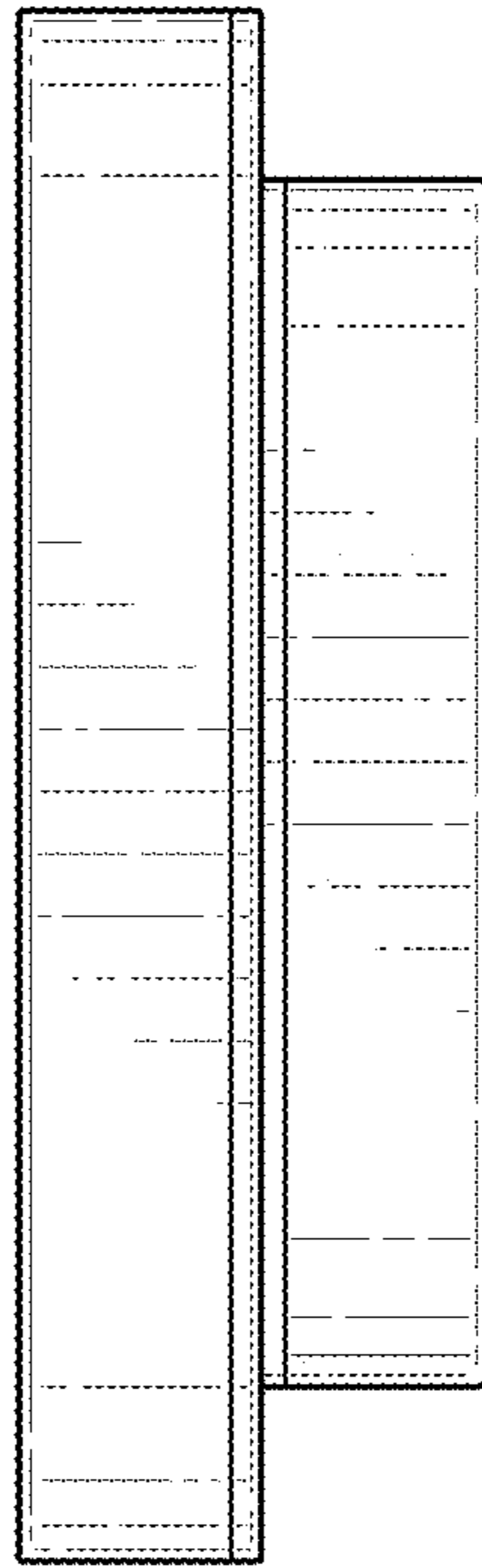


FIG. 4

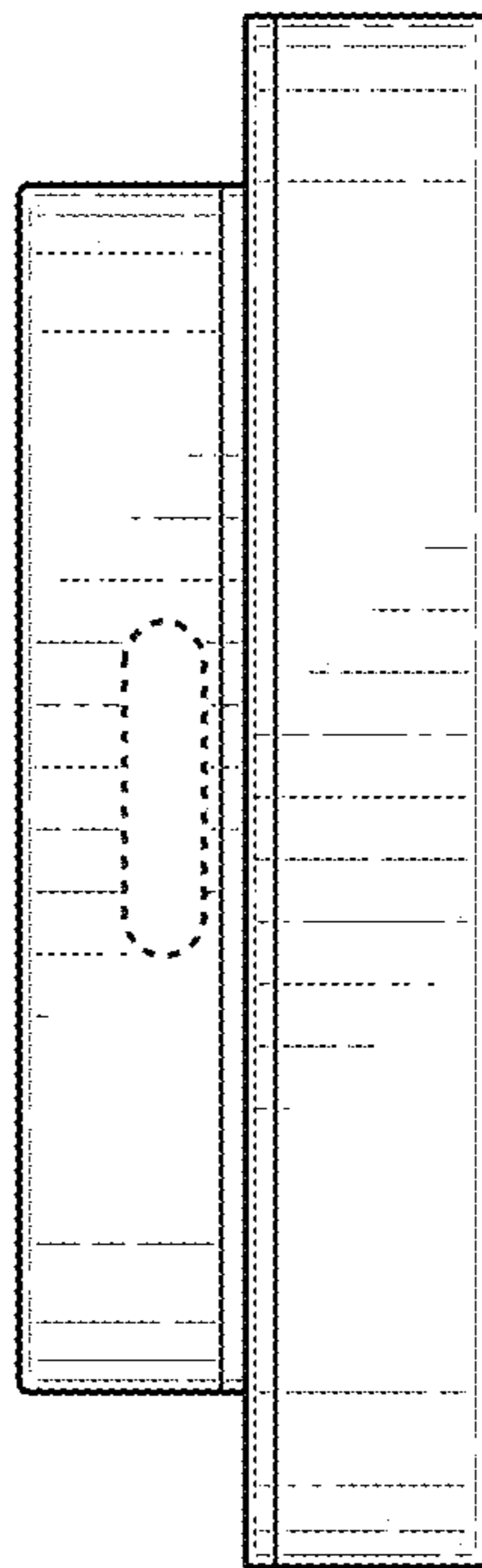


FIG. 5

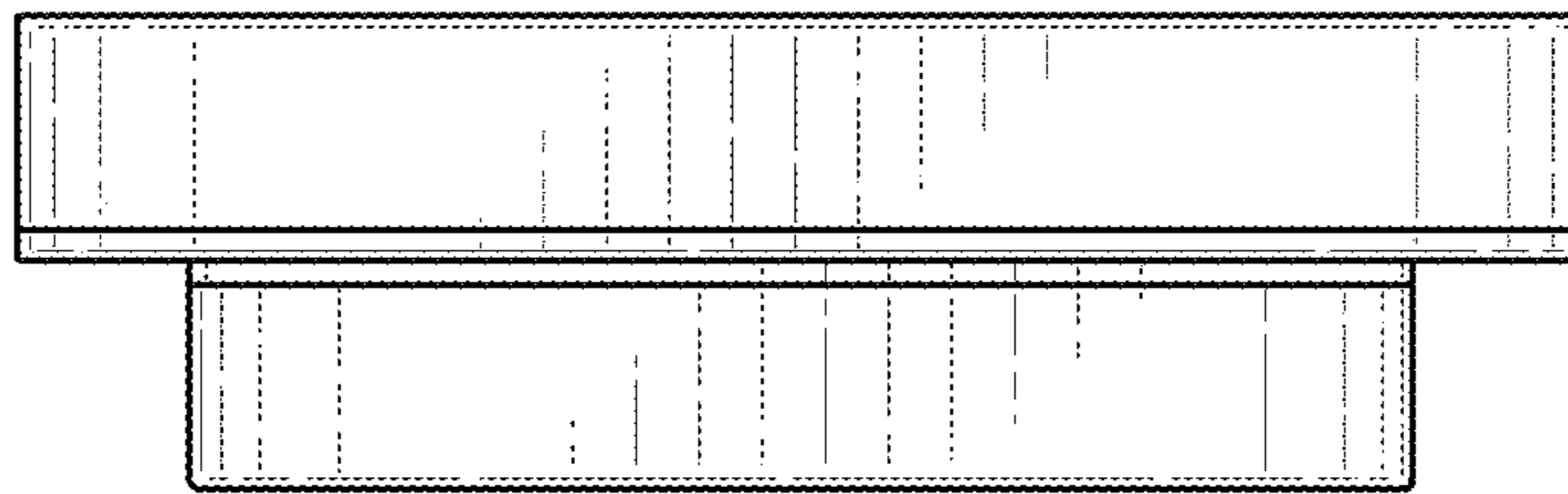


FIG. 6

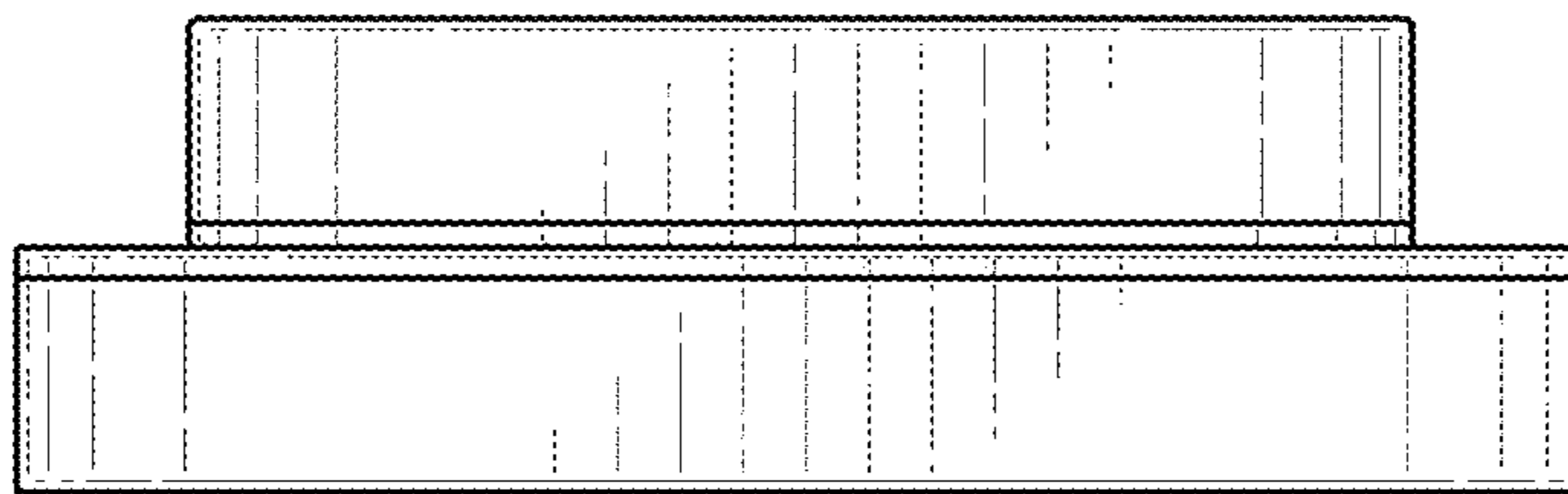


FIG. 7