

US00D965651S

(12) **United States Design Patent**
Gallo et al.

(10) **Patent No.: US D965,651 S**

(45) **Date of Patent: ** Oct. 4, 2022**

(54) **MACHINE TOOL FOR METAL WORKING**
(71) Applicant: **TRUMPF GmbH + Co. KG**, Ditzingen (DE)
(72) Inventors: **Dina Gallo**, Ditzingen (DE); **Axel Koerner**, Stuttgart (DE); **Roger Toenz**, Ditzingen (DE)
(73) Assignee: **TRUMPF GmbH + Co. KG**, Ditzingen (DE)
(**) Term: **15 Years**

D336,479 S * 6/1993 Shuji Shinagawa D15/135
D348,890 S * 7/1994 Taylor D15/127
5,482,416 A * 1/1996 Reko B23Q 11/001
74/89.32
D424,584 S * 5/2000 Kawahara D15/122
D489,077 S * 4/2004 Bloch D15/127
D664,570 S * 7/2012 Mueller D15/122
D667,031 S * 9/2012 Mueller D15/122
D676,882 S * 2/2013 Mueller D15/127
D683,771 S * 6/2013 Shimano D15/122
D759,738 S * 6/2016 Schönherr D15/122
D762,748 S * 8/2016 Schönherr D15/122
D794,099 S * 8/2017 Gallo D15/122
D795,319 S * 8/2017 Bedeschi D15/199

(Continued)

(21) Appl. No.: **35/512,069**

(22) Filed: **Dec. 22, 2020**

(80) **Hague Agreement Data**

Int. Filing Date: **Dec. 22, 2020**
Int. Reg. No.: **DM/212269**
Int. Reg. Date: **Dec. 22, 2020**
Int. Reg. Pub. Date: **Jun. 25, 2021**

(30) **Foreign Application Priority Data**

Jul. 7, 2020 (CN) 202030361064.0

(51) **LOC (13) Cl.** **15-09**

(52) **U.S. Cl.**
USPC **D15/122**

(58) **Field of Classification Search**
USPC D15/122, 127, 130, 131, 138, 139, 135, D15/145
CPC B23K 26/00; B23K 26/02; B23K 26/706
See application file for complete search history.

(56) **References Cited**

U.S. PATENT DOCUMENTS

D138,972 S * 10/1944 Ernst et al. D15/135
D153,852 S * 5/1949 Carlson D15/135
D225,683 S * 12/1972 Kerr D15/135
D241,159 S * 8/1976 Gurian et al. D15/122

OTHER PUBLICATIONS

“Thirsty 4 Knowledge: Ep. 2—Trumpf TruLaser 1030 with Dave Wetzels and John Moran” [online]. Mid Atlantic Machinery Inc. [Published on Feb. 25, 2021]. Retrieved from the Internet: <https://www.youtube.com/watch?v=V1B57EdngVE>.*

Primary Examiner — Mojtaba Tehrani
(74) *Attorney, Agent, or Firm* — Fish & Richardson P.C.

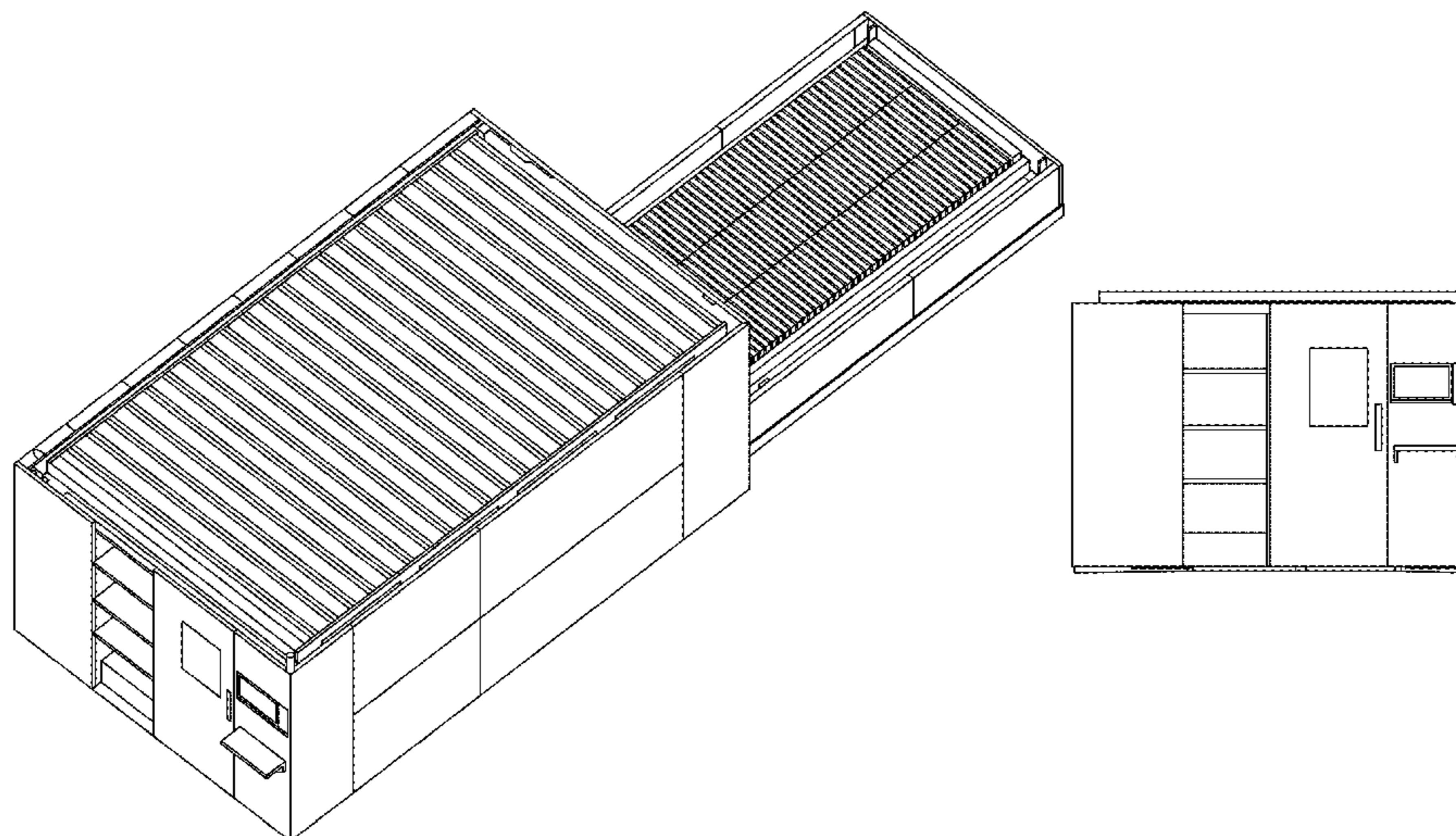
(57) **CLAIM**

The ornamental design for a machine tool for metal working, as shown and described.

DESCRIPTION

1. Machine tool for metal working
1.1 : Perspective
1.2 : Front
1.3 : Back
1.4 : Top
1.5 : Left
1.6 : Right
The bottom view is not included and forms no part of the claimed design.
The broken line in the reproductions discloses the unclaimed portion of the machine only and forms no part of the claimed design.

1 Claim, 6 Drawing Sheets



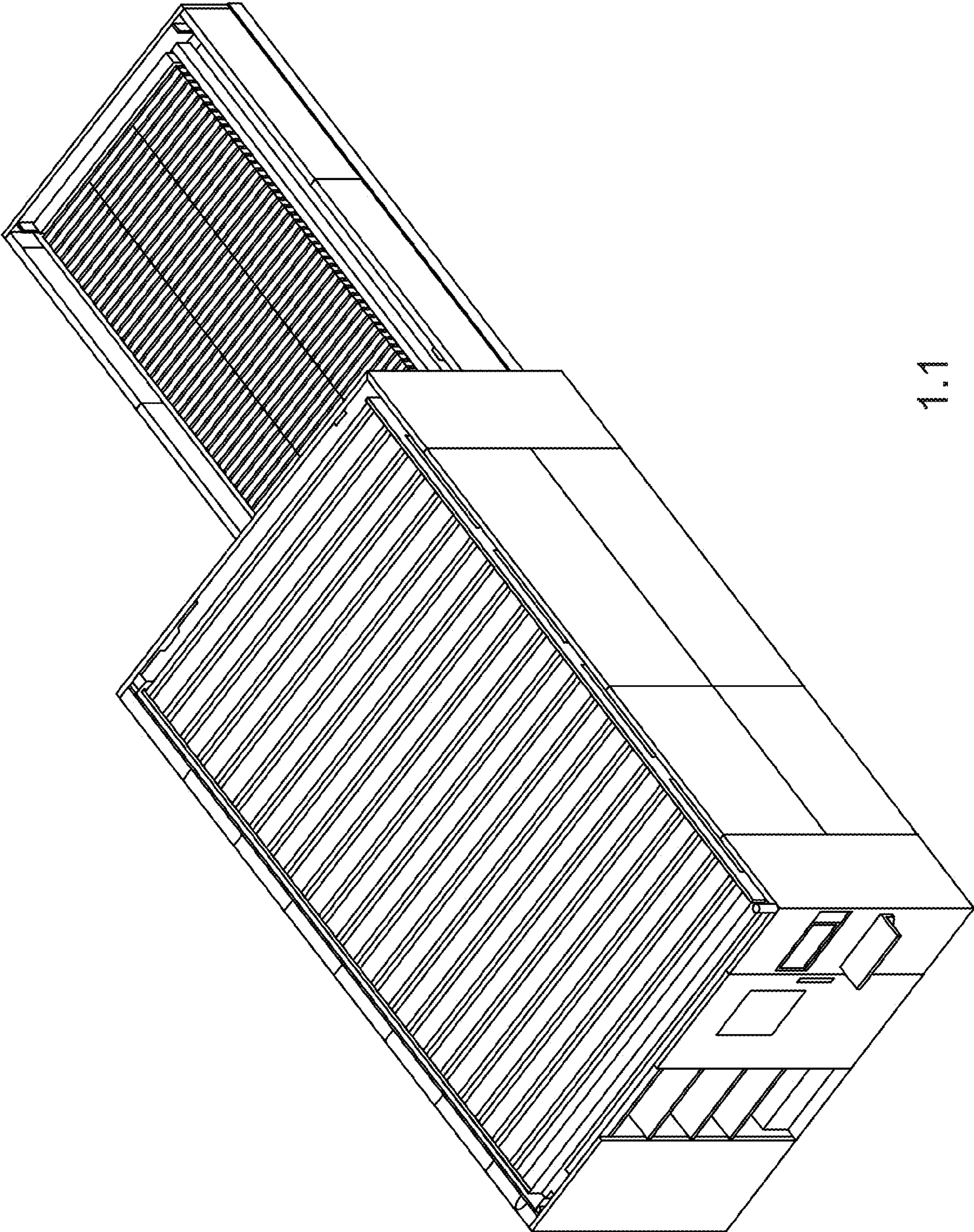
(56)

References Cited

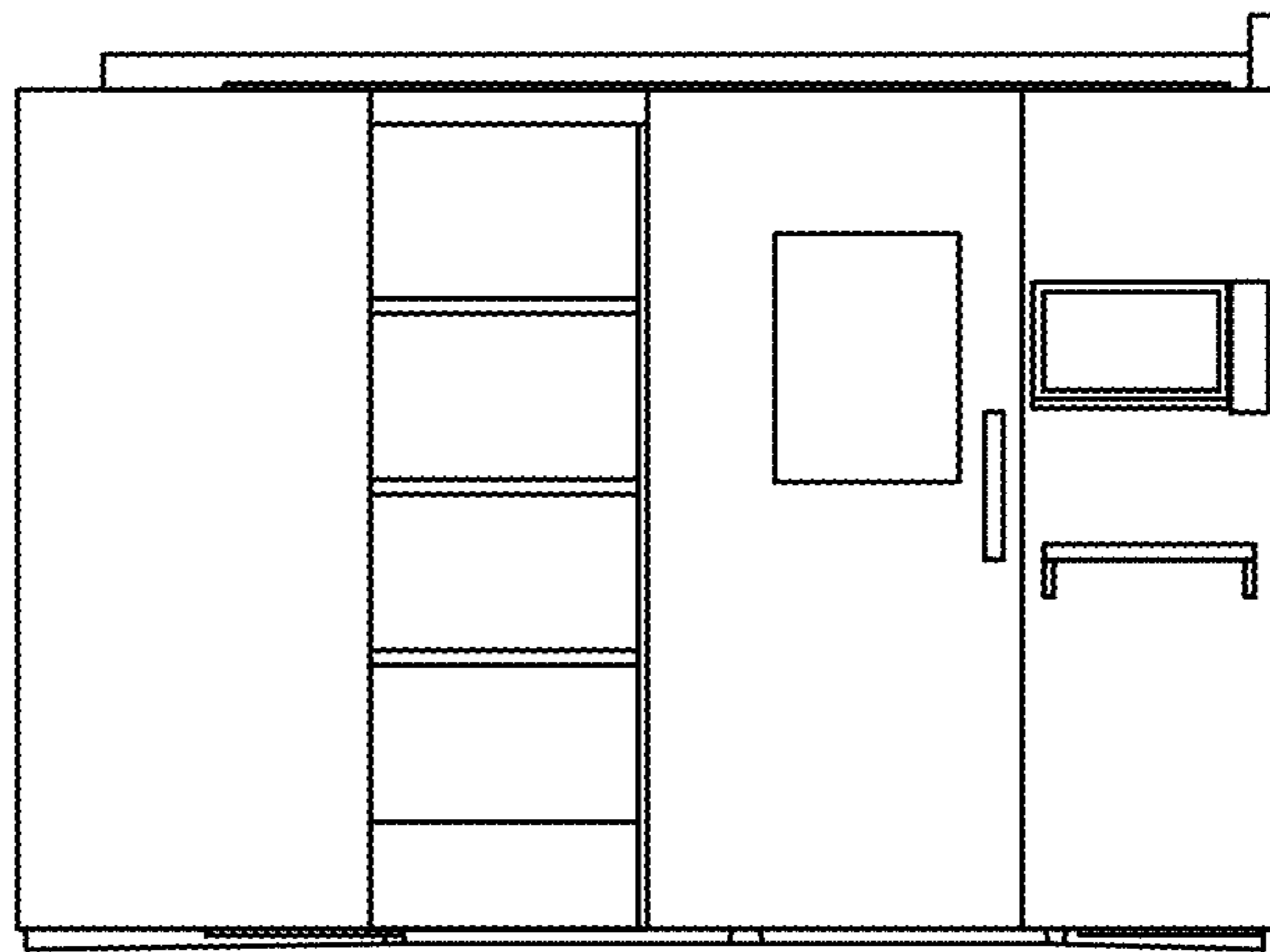
U.S. PATENT DOCUMENTS

D816,738	S *	5/2018	Kim	D15/122
D841,701	S *	2/2019	Gallo	D15/122
D880,546	S *	4/2020	Hehl	D15/135
10,807,200	B2 *	10/2020	Timmerman	F16P 1/06
D916,938	S *	4/2021	Capoia	B65B 5/06
				D15/145
D921,071	S *	6/2021	Park	D15/127
D932,524	S *	10/2021	Tsukamoto	D15/122
D932,527	S *	10/2021	Tsukamoto	D15/122
D938,501	S *	12/2021	Son	D15/122
2009/0045175	A1 *	2/2009	Nishihara	B23K 7/10
				219/121.39
2015/0273633	A1 *	10/2015	Masauji	B23Q 11/0891
				219/121.67
2016/0228982	A1 *	8/2016	Haji	B23K 26/08
2017/0165788	A1 *	6/2017	Maruyama	B23K 26/21
2017/0197280	A1 *	7/2017	Timmerman	F16P 1/06
2018/0200839	A1 *	7/2018	Timmerman	B23K 26/147
2018/0361522	A1 *	12/2018	Fornasero	B23K 26/706
2019/0299330	A1 *	10/2019	Timmerman	B23K 26/128

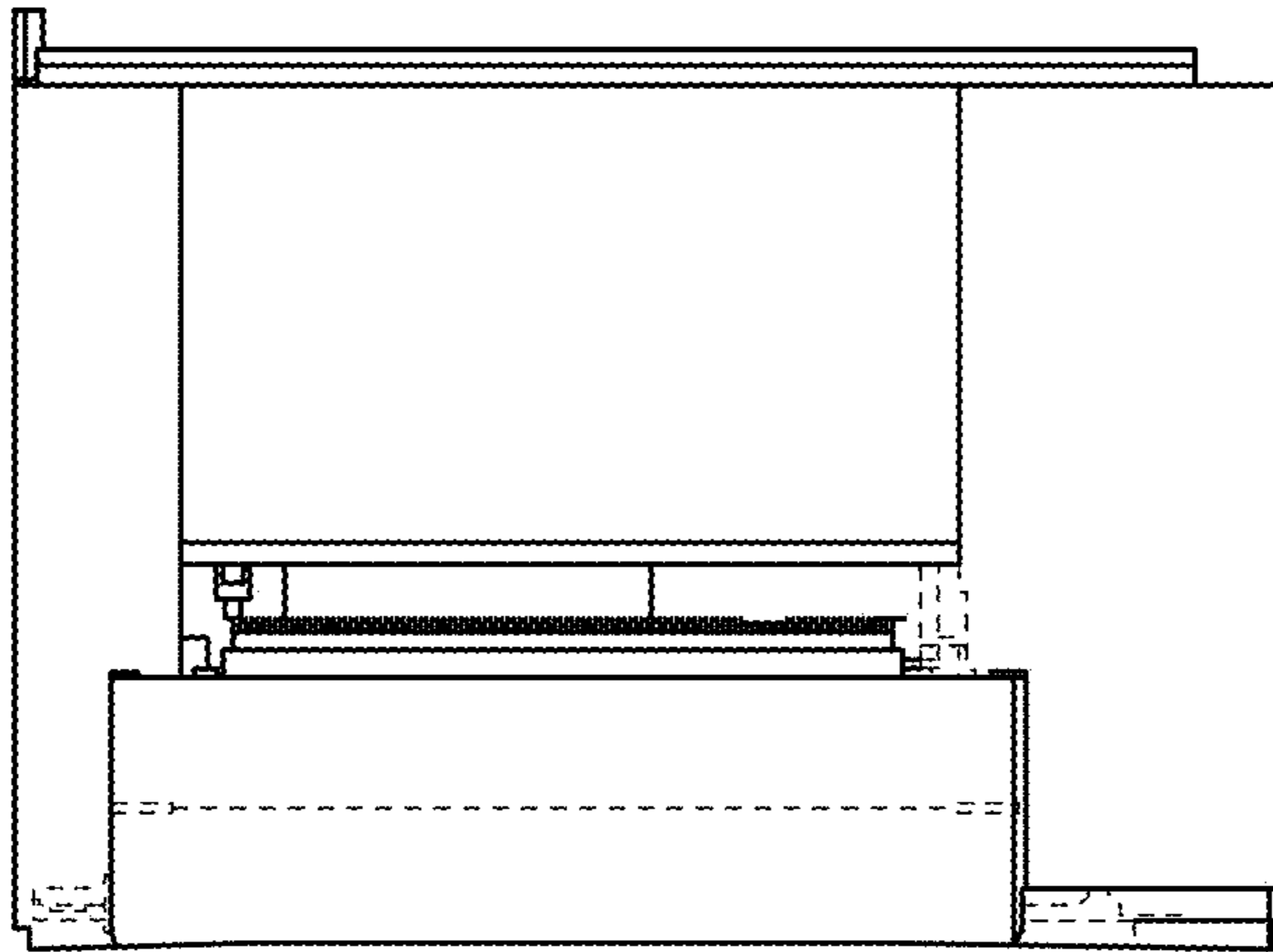
* cited by examiner



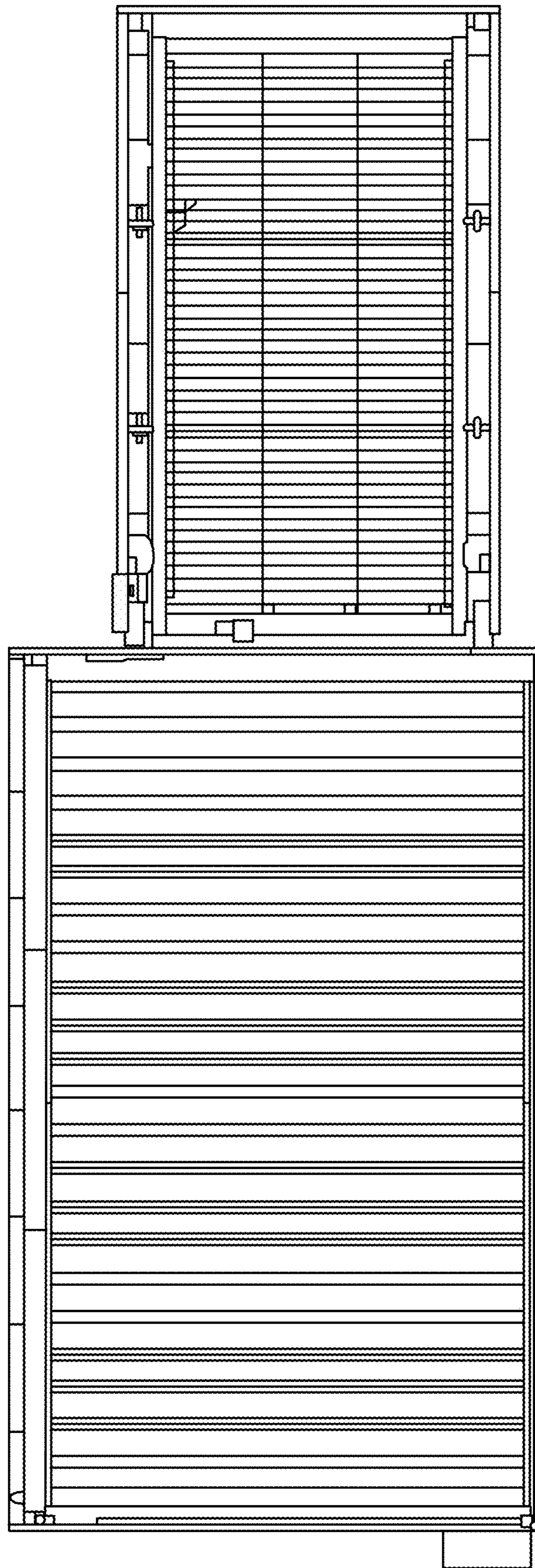
1.1



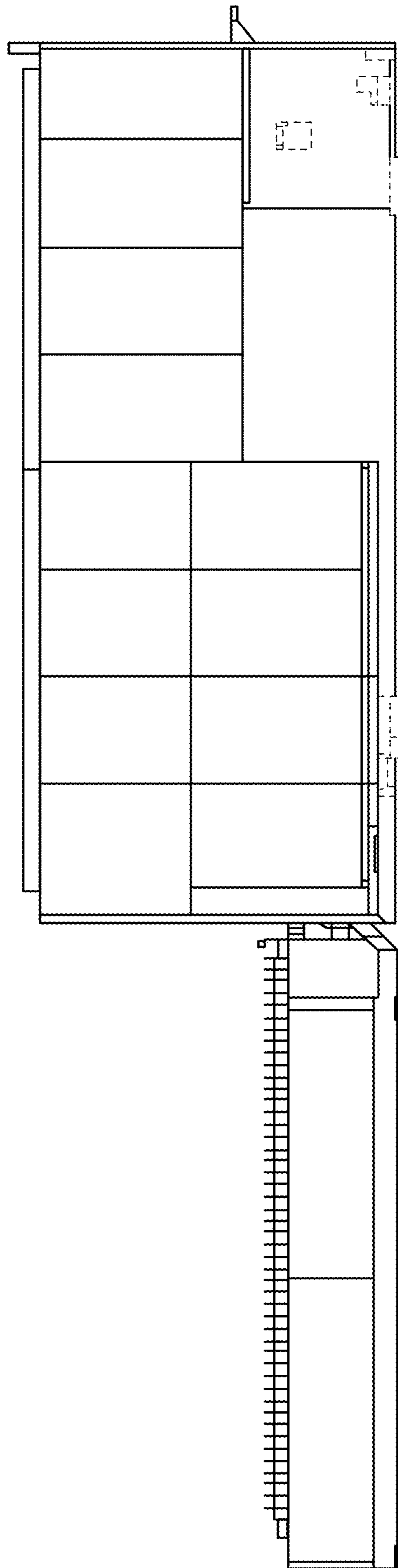
1.2



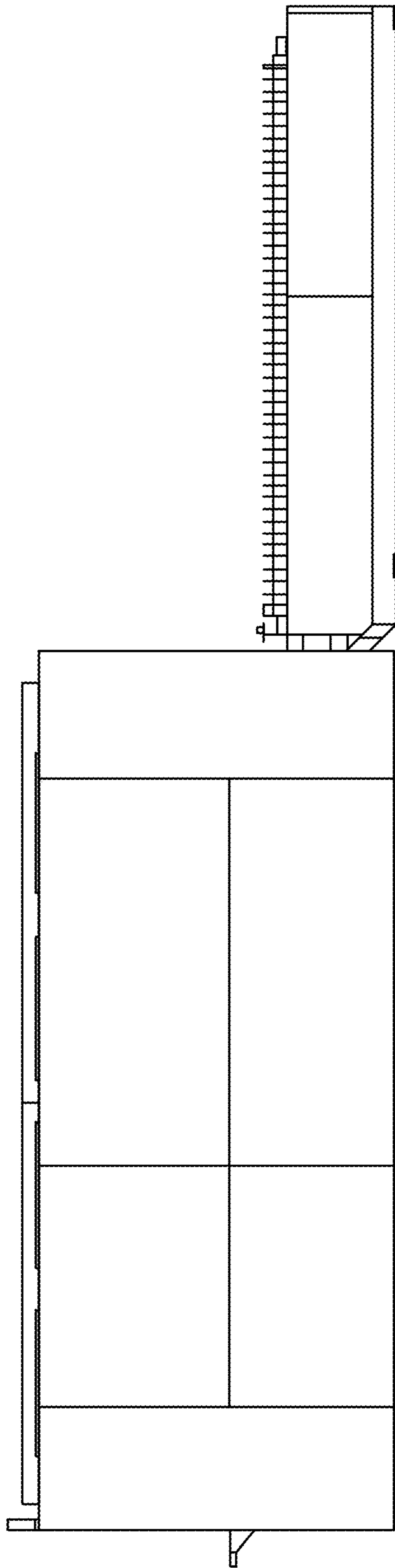
1.3



1.4



1.5



1.6