



US00D965577S

(12) **United States Design Patent** (10) **Patent No.:** **US D965,577 S**
Xu (45) **Date of Patent:** **** Oct. 4, 2022**

(54) **MOBILE PHONE CASE**

(71) Applicant: **Guowei Xu**, Putian (CN)

(72) Inventor: **Guowei Xu**, Putian (CN)

(**) Term: **15 Years**

(21) Appl. No.: **29/824,509**

(22) Filed: **Jan. 25, 2022**

(51) **LOC (13) Cl.** **14-03**

(52) **U.S. Cl.**
USPC **D14/250**

(58) **Field of Classification Search**
USPC D14/203.3–203.7, 439, 447, 251–253,
D14/217, 240, 238.1, 440, 248, 250;
D13/103, 107–108, 119; D3/201, 218,
D3/247, 249, 269, 273, 301, 303
CPC H04B 1/3888; A45C 13/02; A45C 11/00;
A45C 2011/002; A45C 1/06; A45F
2200/0525; A45F 2005/026; A45F
2200/0516; H04M 1/0283; H04M 1/0202
See application file for complete search history.

D816,653 S * 5/2018 Yu D14/250
D855,610 S * 8/2019 Wei D14/250
D857,682 S 8/2019 Wang
D861,665 S 10/2019 Li
D863,278 S * 10/2019 Ravid D14/250
D865,739 S * 11/2019 Altschul D14/250
D879,760 S * 3/2020 Altschul D14/250
D891,417 S * 7/2020 Pasternak D3/249
D896,212 S * 9/2020 Wang D14/250
D896,804 S * 9/2020 Lin D14/250
D901,480 S * 11/2020 Altschul H04M 1/0279
D14/250
D908,132 S * 1/2021 Poon D14/440
D916,692 S 4/2021 Ting
D932,477 S * 10/2021 Zhou D14/250
D932,478 S * 10/2021 Zhou D14/250
D934,850 S * 11/2021 Weng D14/250
D936,047 S * 11/2021 Feng D14/250
2021/0360094 A1 * 11/2021 Bazzi H04B 1/3888

* cited by examiner

Primary Examiner — Carla J Wright
(74) *Attorney, Agent, or Firm* — Georgi Korobanov

(57) **CLAIM**

The ornamental design for a mobile phone case, as shown and described.

(56) **References Cited**

U.S. PATENT DOCUMENTS

D689,851 S * 9/2013 Chang D14/250
D694,742 S * 12/2013 Pan D14/250
8,718,730 B1 * 5/2014 LaColla H04M 1/04
455/575.8
D720,739 S * 1/2015 Liu D14/250
D762,200 S * 7/2016 Pan D14/250
D763,854 S * 8/2016 Domke D14/440
D783,588 S * 4/2017 Chang D14/250
9,642,426 B2 * 5/2017 Tien A45C 11/00
D807,335 S * 1/2018 Kitade D14/341
D812,600 S * 3/2018 Altaras D14/250

DESCRIPTION

FIG. 1 is a perspective view of a mobile phone case, showing my new design;
FIG. 2 is another perspective view thereof;
FIG. 3 is a front view thereof;
FIG. 4 is a rear view thereof;
FIG. 5 is a left side view thereof;
FIG. 6 is a right side view thereof;
FIG. 7 is a top plan view thereof; and,
FIG. 8 is a bottom plan view thereof.

1 Claim, 8 Drawing Sheets

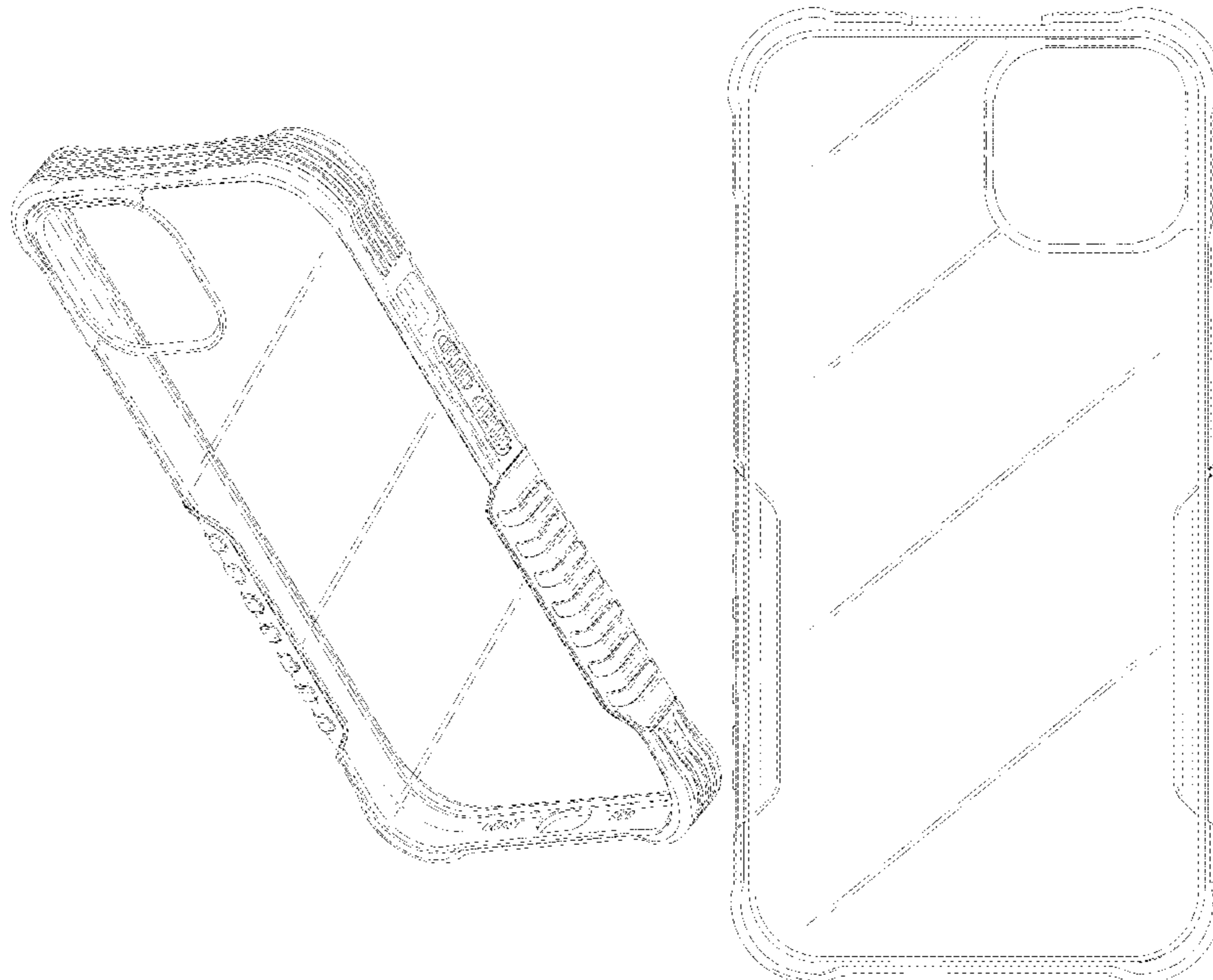




FIG. 1

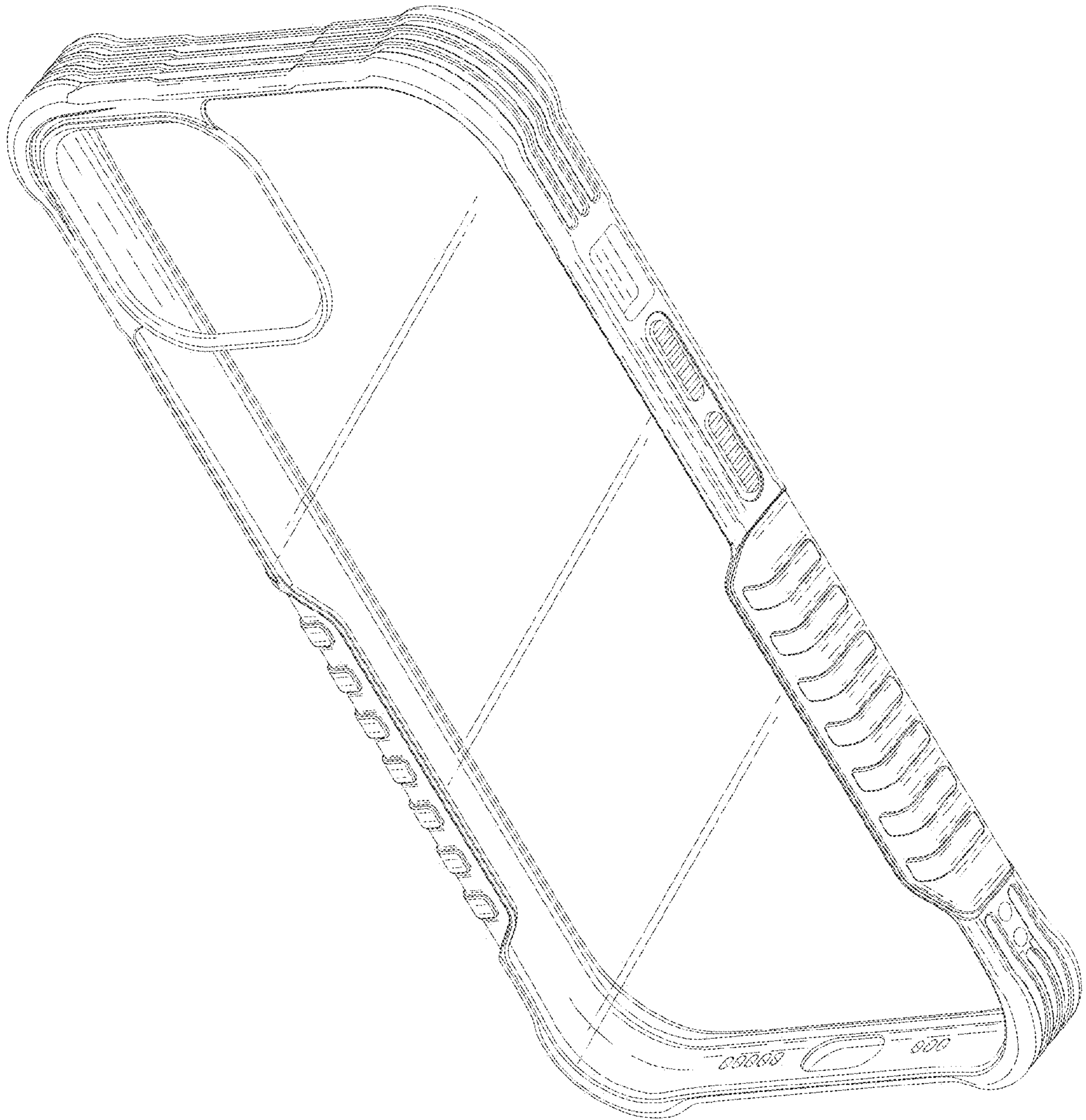


FIG. 2

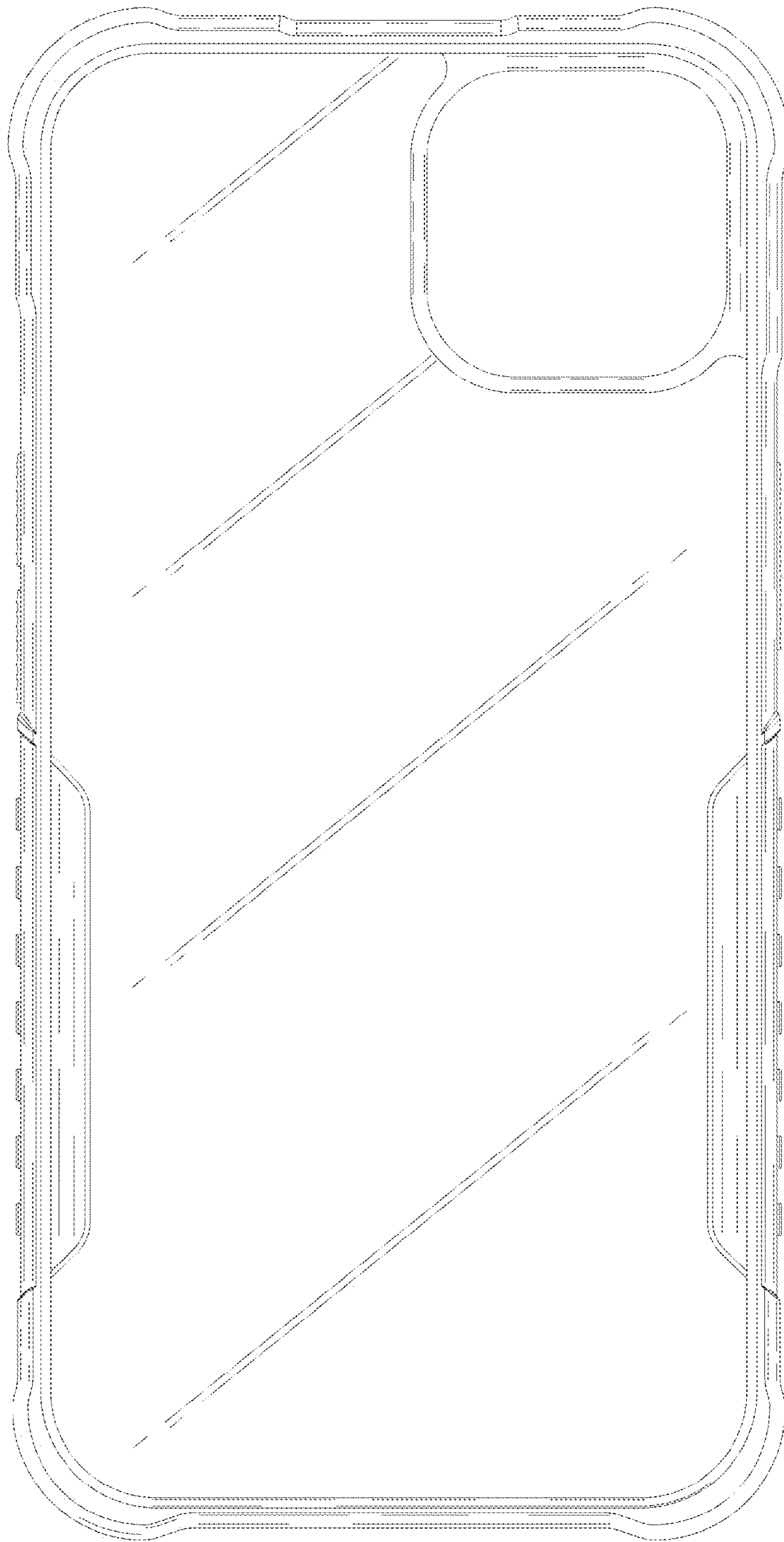


FIG. 3

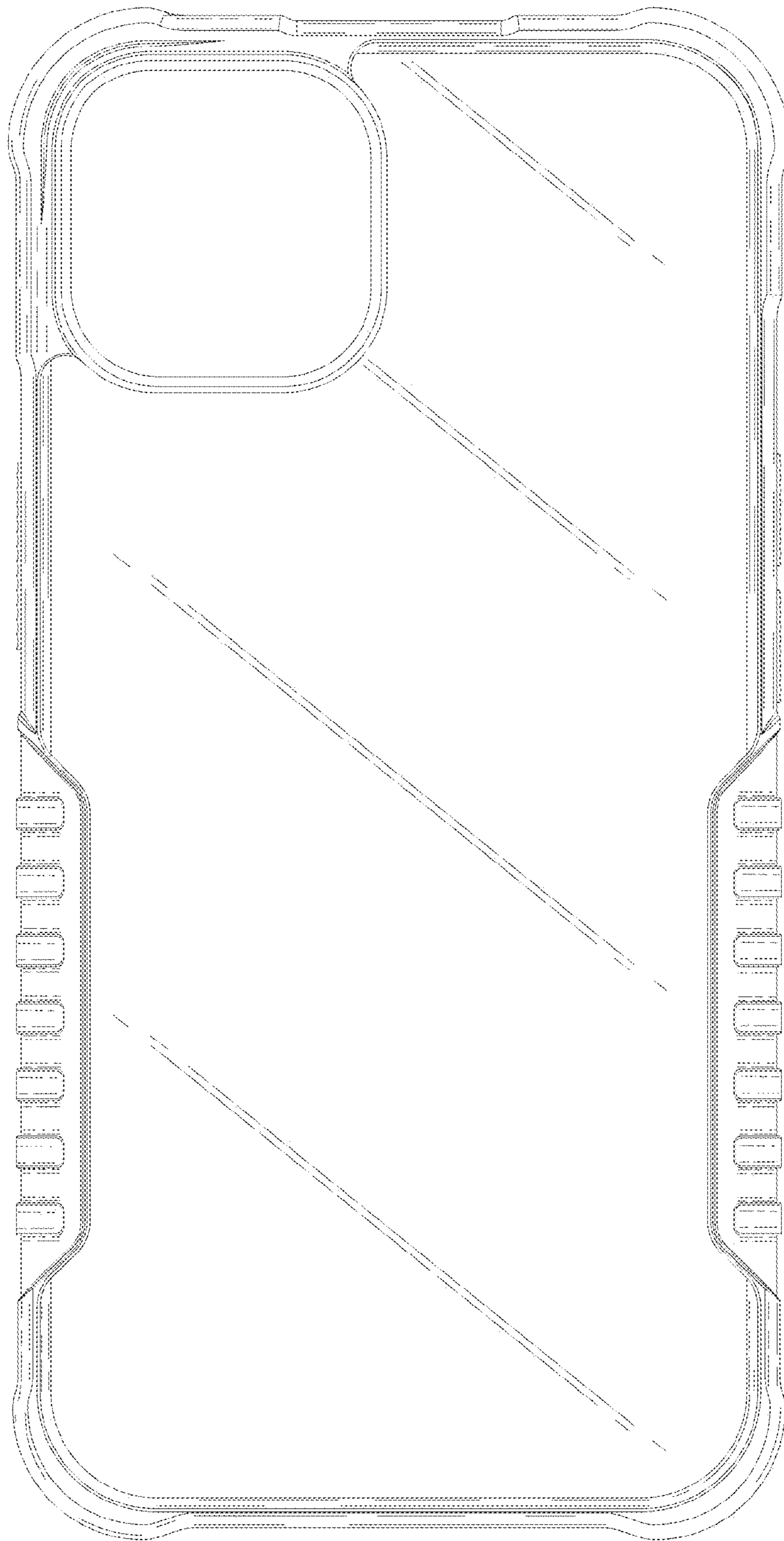


FIG. 4

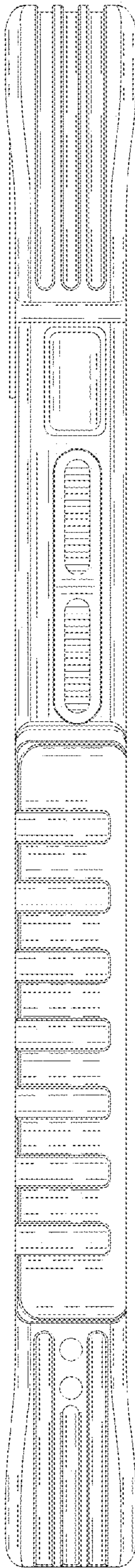


FIG. 5

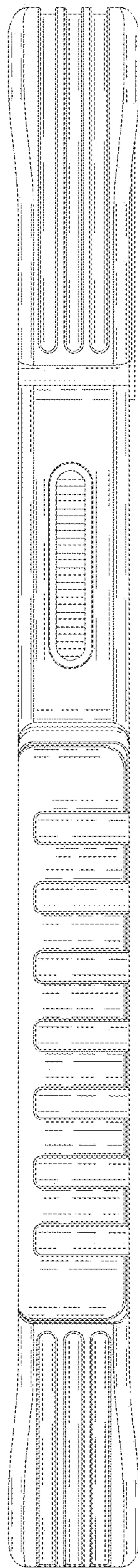


FIG. 6




FIG. 7

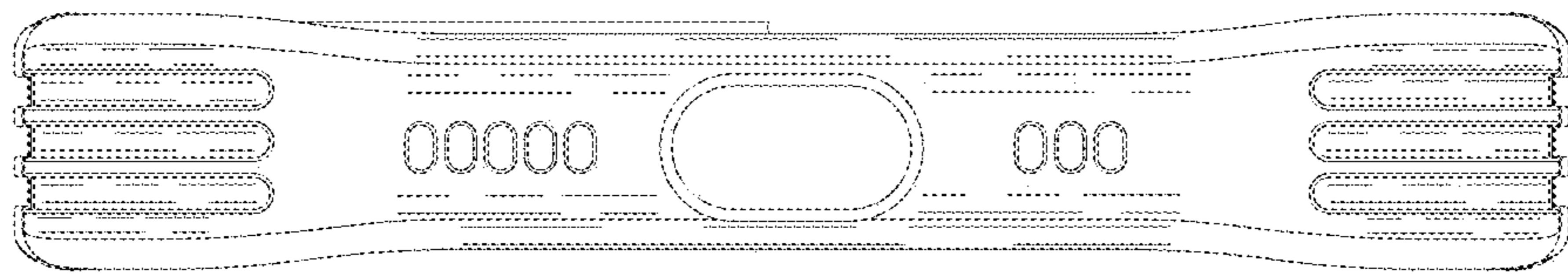


FIG. 8