



US00D965576S

(12) **United States Design Patent**
Son et al.

(10) **Patent No.:** **US D965,576 S**
(45) **Date of Patent:** **** Oct. 4, 2022**

(54) **CASE FOR ELECTRONIC DEVICE**

(71) Applicant: **Samsung Electronics Co., Ltd.**,
Suwon-si (KR)

(72) Inventors: **Hyun-Keun Son**, Suwon-si (KR);
Sun-Woong Ham, Suwon-si (KR);
Bum-Soo Park, Suwon-si (KR);
Yun-Su Cho, Suwon-si (KR)

(73) Assignee: **SAMSUNG ELECTRONICS CO., LTD.**,
Suwon-si (KR)

(**) Term: **15 Years**

(21) Appl. No.: **29/748,349**

(22) Filed: **Aug. 28, 2020**

(30) **Foreign Application Priority Data**

Apr. 10, 2020 (KR) 30-2020-0016069

(51) **LOC (13) Cl.** **14-03**

(52) **U.S. Cl.**
USPC **D14/250**

(58) **Field of Classification Search**
USPC D3/201, 218; D14/217, 248, 250-253,
D14/432, 434, 440, 441, 447
CPC H04B 1/3888; H04M 1/0283;
H04M 1/0202; A45F 2005/028; A45F
2200/0525

See application file for complete search history.

(56) **References Cited**

U.S. PATENT DOCUMENTS

D705,721 S *	5/2014	Huang	D13/103
D709,484 S *	7/2014	Yoo	D14/250
D762,204 S *	7/2016	Armstrong	D14/250
D776,105 S *	1/2017	Han	D14/250
D849,000 S *	5/2019	Tsai	D14/363
D851,033 S *	6/2019	Yuk	D13/103

D860,933 S *	9/2019	Sun	D13/108
D888,660 S *	6/2020	Jen	D13/103
D896,209 S *	9/2020	Jannard	D14/248
D898,724 S *	10/2020	Kim	D14/250
D902,912 S *	11/2020	Kim	D14/250
D906,309 S *	12/2020	Kim	D14/250
D915,371 S *	4/2021	Cho	D14/250
D915,380 S *	4/2021	Ahn	D14/250
D917,446 S *	4/2021	Ham	D14/250
D917,450 S *	4/2021	Kim	D14/250
D927,851 S *	8/2021	Chasseriaux	D3/294

(Continued)

OTHER PUBLICATIONS

Case round-up: Samsung Galaxy S9, publication date Mar. 15, 2018, [online] URL: <https://stevesrantsnraives.blogspot.com/2018/03/case-round-up-samsung-galaxy-s9.html> (Year: 2018).*

(Continued)

Primary Examiner — L. A. Grabenstetter

(74) *Attorney, Agent, or Firm* — McAndrews Held & Malloy, Ltd.


(57) **CLAIM**

The ornamental design for a case for electronic device, as shown and described.

DESCRIPTION

FIG. 1 is a front perspective view of a case for electronic device showing our new design;
FIG. 2 is a front elevation view thereof;
FIG. 3 is a rear elevation view thereof;
FIG. 4 is a left side elevation view thereof;
FIG. 5 is a right side elevation view thereof;
FIG. 6 is a top plan view thereof;
FIG. 7 is a bottom plan view thereof; and,
FIG. 8 is a rear perspective view thereof.
The broken lines in the figures illustrate portions of the case for electronic device that form no part of the claimed design.

1 Claim, 8 Drawing Sheets



(56)

References Cited

U.S. PATENT DOCUMENTS

D928,768 S * 8/2021 Chung D14/250
D929,384 S * 8/2021 Park D14/250
D933,055 S * 10/2021 Dobson D14/250
D947,829 S * 4/2022 Choi D14/250

OTHER PUBLICATIONS

RIMOWA releases iphone cases featuring its iconic aluminum design, publication date Jan. 21, 2019, [online] URL: <https://www.designboom.com/design/rimowa-iphone-case-Jan. 21, 2019/> (Year: 2019).*

Case-Mate—Tough Groove—Iridescent Case for Samsung Galaxy S20 Ultra, publication date Feb. 11, 2020, [online] URL: <https://www.amazon.com/Case-Mate-Samsung-Galaxy-Iridescent-GROOVE/dp/B082XYNP71> (Year: 2020).*

* cited by examiner

FIG. 1

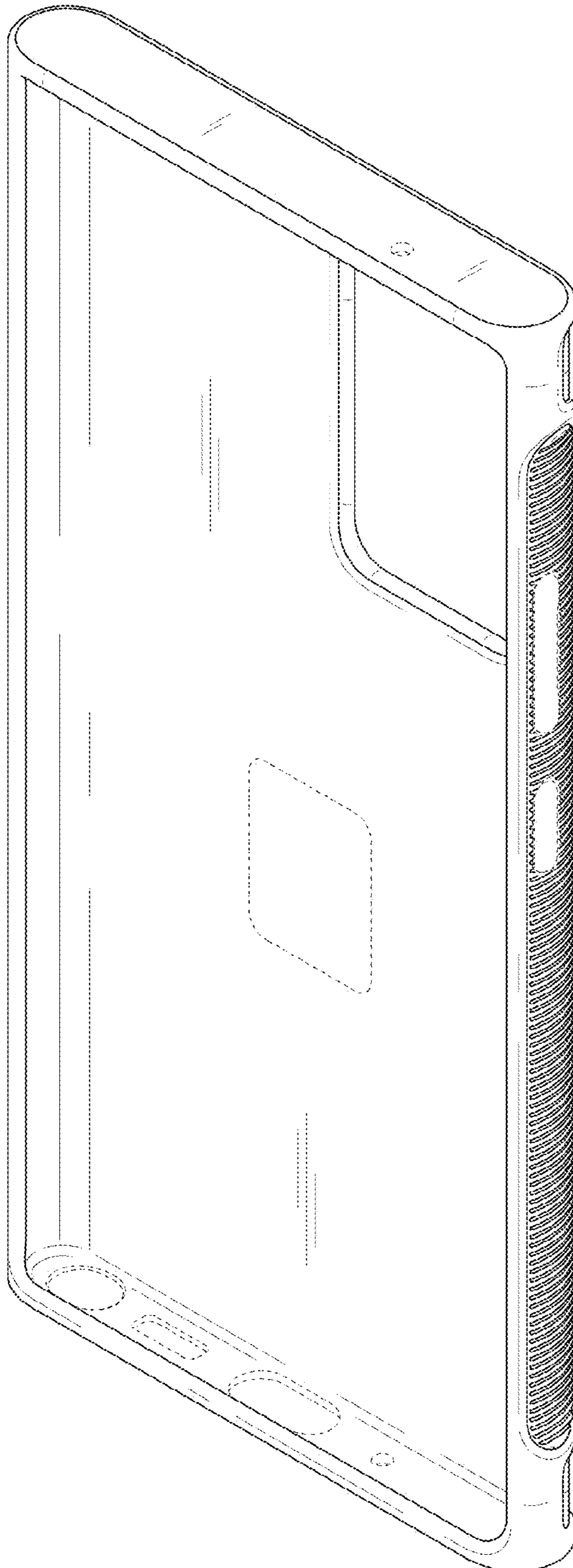


FIG. 2

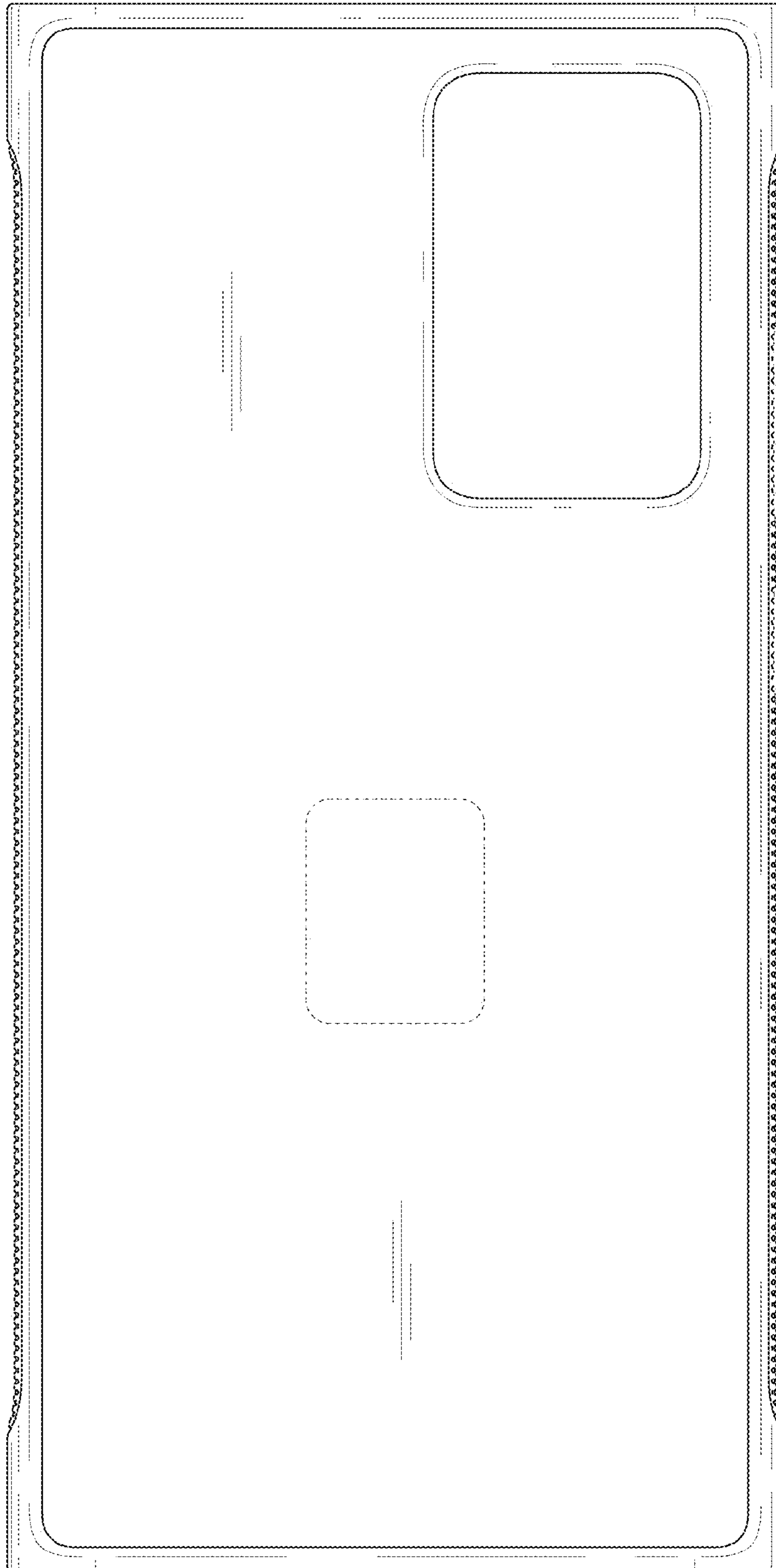


FIG. 3

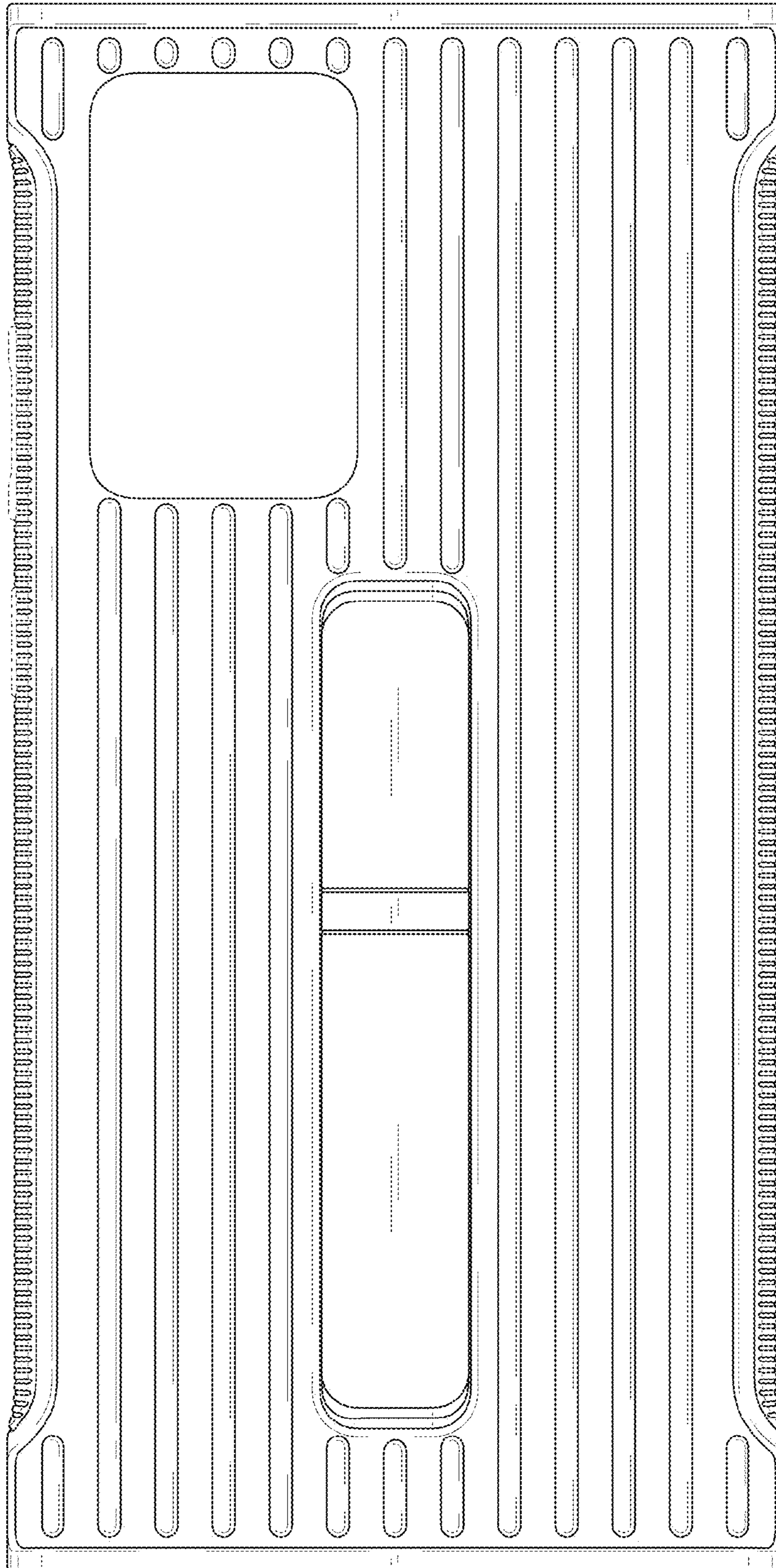


FIG. 4

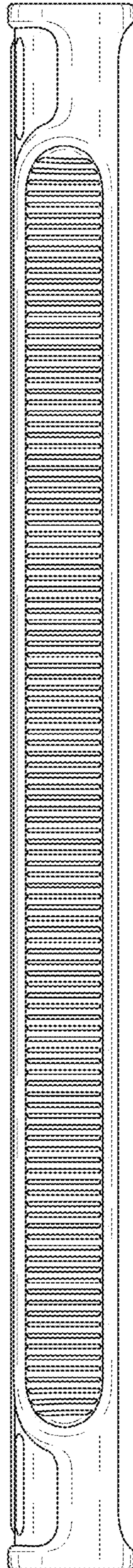


FIG. 5

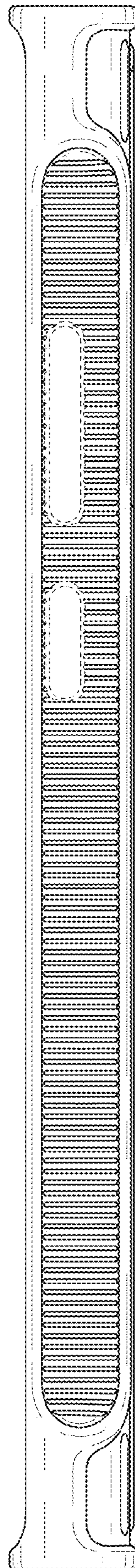


FIG. 6




FIG. 7

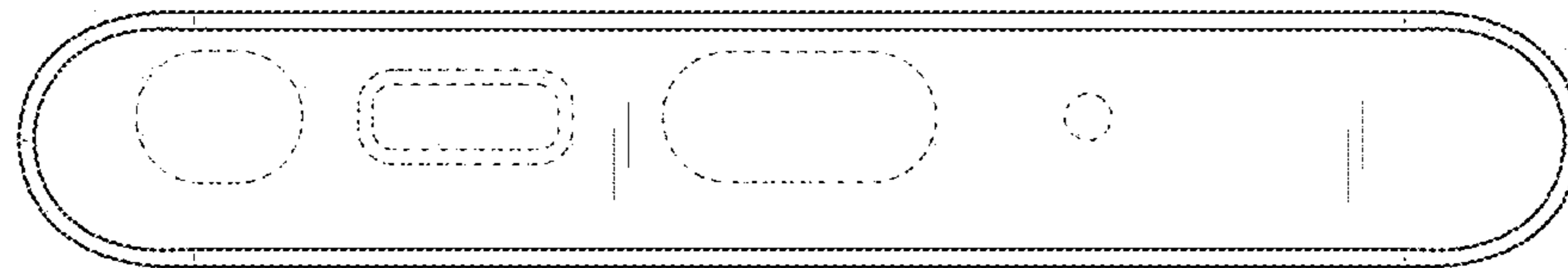


FIG. 8

