



US00D965574S

(12) **United States Design Patent**
Kim et al.

(10) **Patent No.:** **US D965,574 S**

(45) **Date of Patent:** **** Oct. 4, 2022**

(54) **CASE FOR ELECTRONIC DEVICE**

(71) Applicant: **Samsung Electronics Co., Ltd.**,
Suwon-si (KR)

(72) Inventors: **Han Kim**, Suwon-si (KR); **Sun-Woong Ham**, Suwon-si (KR); **Hyun-Keun Son**, Suwon-si (KR); **Bum-Soo Park**, Suwon-si (KR)

(73) Assignee: **SAMSUNG ELECTRONICS CO., LTD.**, Suwon-si (KR)

(**) Term: **15 Years**

(21) Appl. No.: **29/748,320**

(22) Filed: **Aug. 28, 2020**

(30) **Foreign Application Priority Data**

Apr. 10, 2020 (KR) 30-2020-0016072

(51) **LOC (13) Cl.** **14-03**

(52) **U.S. Cl.**
USPC **D14/250**

(58) **Field of Classification Search**
USPC D3/201, 218; D14/217, 248, 250–253,
D14/432, 434, 440, 441, 447
CPC H04B 1/3888; H04M 1/0283;
H04M 1/0202; A45F 2005/028; A45F
2200/0525
See application file for complete search history.

(56) **References Cited**

U.S. PATENT DOCUMENTS

D757,704 S * 5/2016 Roberts D14/250
D761,781 S * 7/2016 Dang D14/250
D767,552 S * 9/2016 Sasaki D14/250
D784,976 S * 4/2017 Cebe D14/250
D800,105 S * 10/2017 Roberts D14/250
D806,692 S * 1/2018 Jia D14/250
D834,572 S * 11/2018 Jung D14/250

D837,196 S * 1/2019 Kim D14/250
D837,779 S * 1/2019 Kim D14/250
D857,002 S * 8/2019 Kim D14/250
D857,684 S * 8/2019 Lee D14/250
D877,132 S * 3/2020 Yang D14/250
D900,803 S * 11/2020 Ahn D14/250
D905,676 S * 12/2020 Kim D14/250
D908,680 S * 1/2021 Kim D14/250
D914,004 S * 3/2021 Lee D14/250
D917,448 S * 4/2021 Song D14/250
D917,450 S * 4/2021 Kim D14/250
D928,766 S * 8/2021 Park D14/250

(Continued)

OTHER PUBLICATIONS

Samsung Electronics Galaxy Note 20 Case, Clear Protective Cover, publication date Aug. 6, 2020, [online] URL: <https://www.amazon.com/Samsung-Electronics-Galaxy-Clear-Protective/dp/B08C9WFCVC> (Year: 2020).*

Primary Examiner — L. A. Grabenstetter

(74) Attorney, Agent, or Firm — McAndrews Held & Malloy, Ltd.

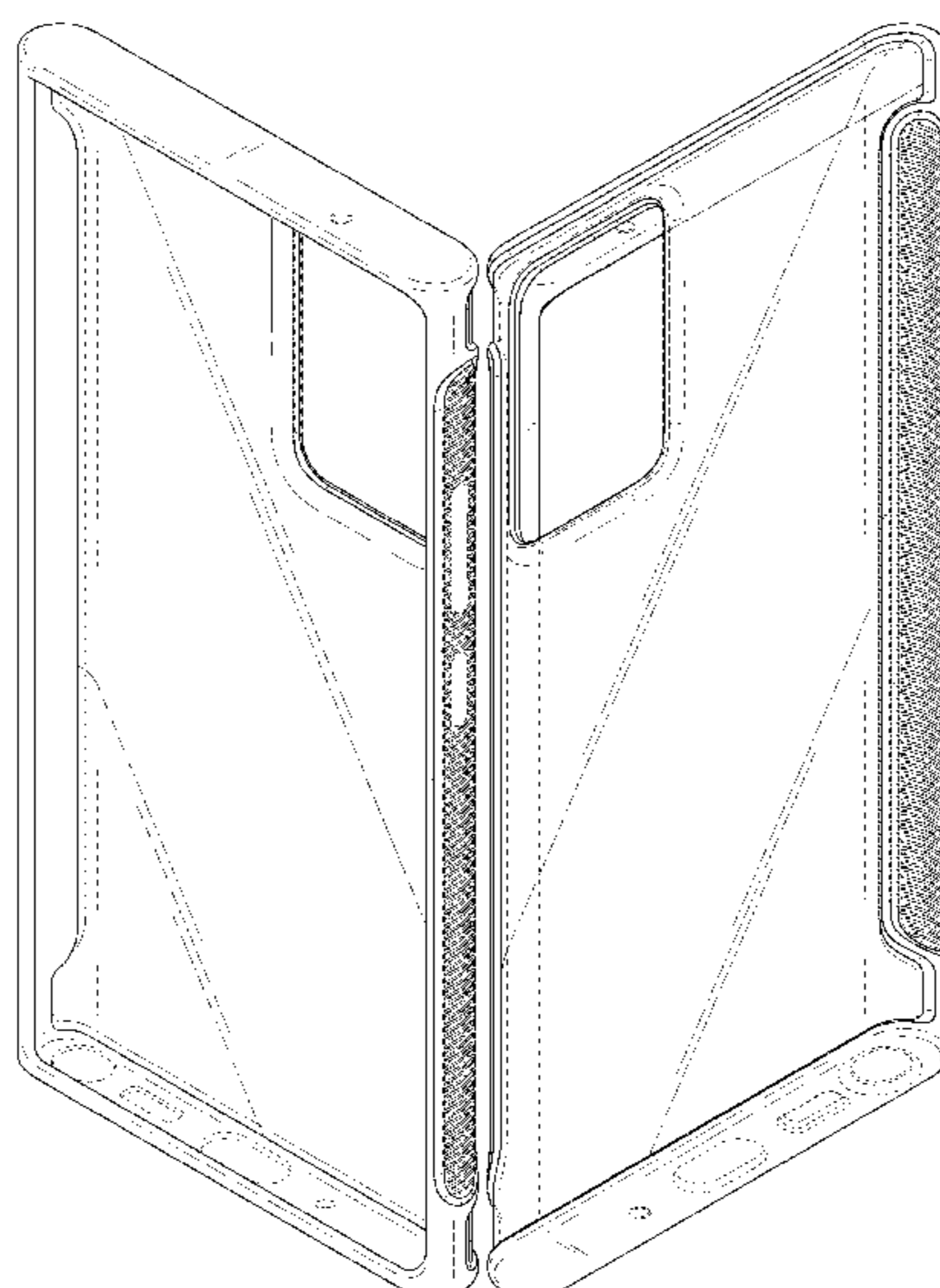
(57) **CLAIM**

The ornamental design for a case for electronic device, as shown and described.

DESCRIPTION

FIG. 1 is a front perspective view of a case for electronic device showing our new design;
FIG. 2 is a front elevation view thereof;
FIG. 3 is a rear elevation view thereof;
FIG. 4 is a left side elevation view thereof;
FIG. 5 is a right side elevation view thereof;
FIG. 6 is a top plan view thereof;
FIG. 7 is a bottom plan view thereof; and,
FIG. 8 is a rear perspective view thereof.
The broken lines in the figures illustrate portions of the case for electronic device that form no part of the claimed design.

1 Claim, 8 Drawing Sheets



(56)

References Cited

U.S. PATENT DOCUMENTS

D928,767 S * 8/2021 Kim D14/250
D936,047 S * 11/2021 Feng D14/250

* cited by examiner

FIG. 1

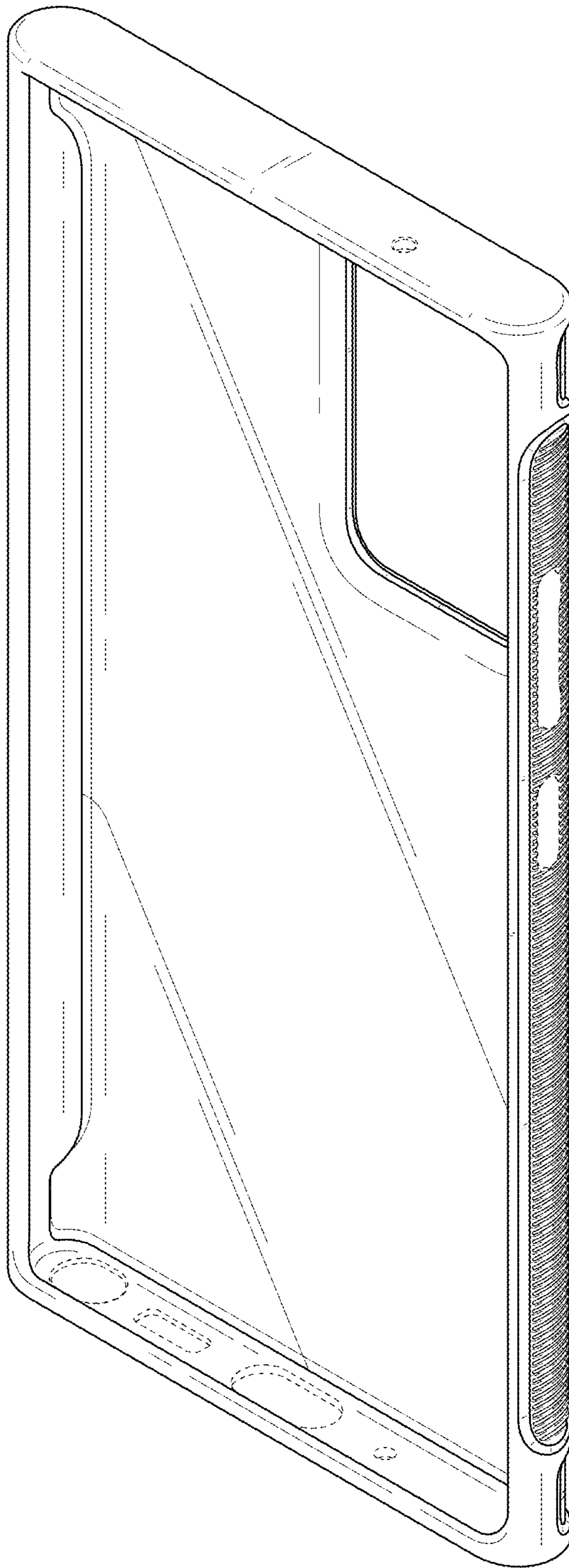


FIG. 2

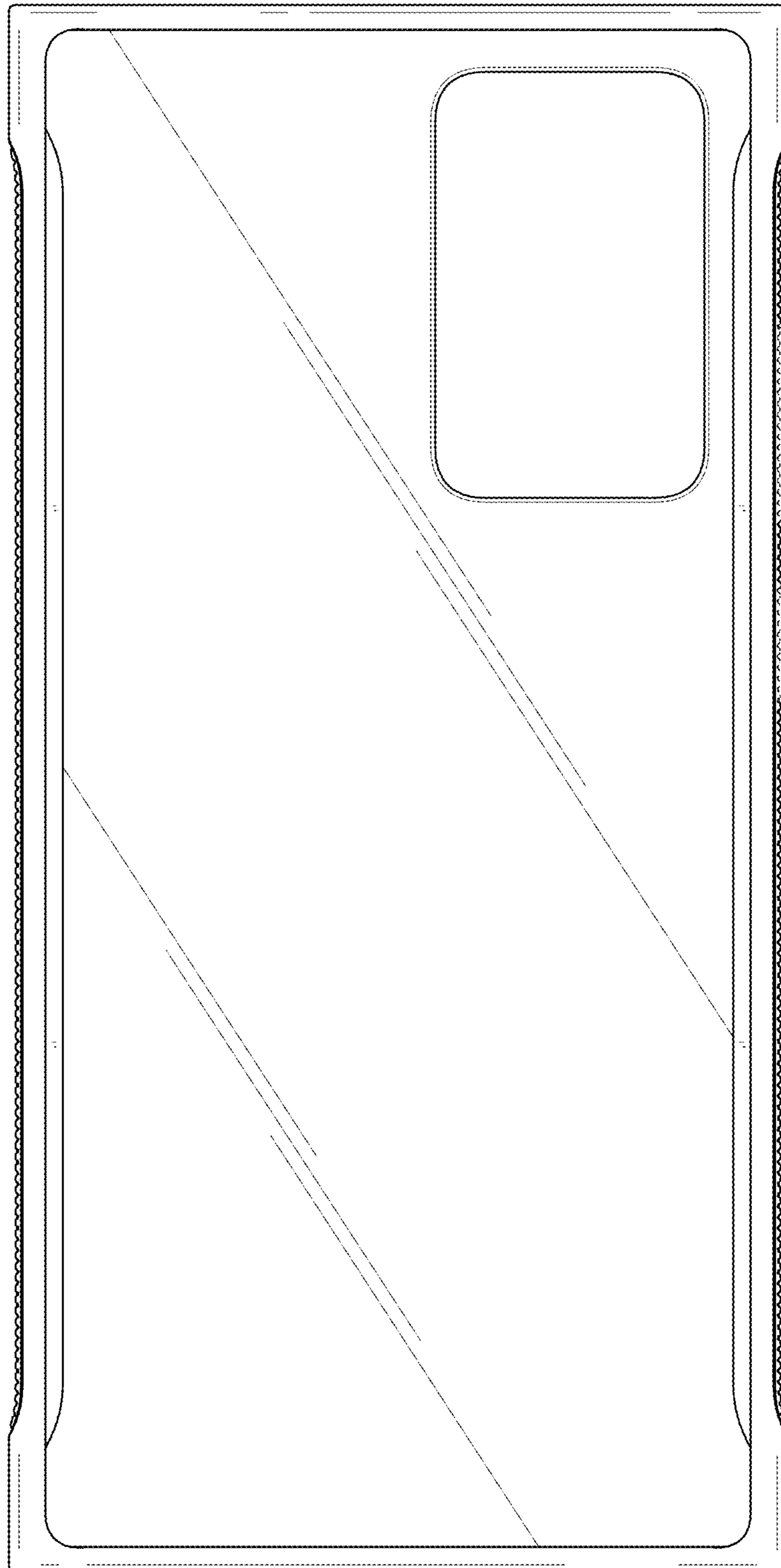


FIG. 3

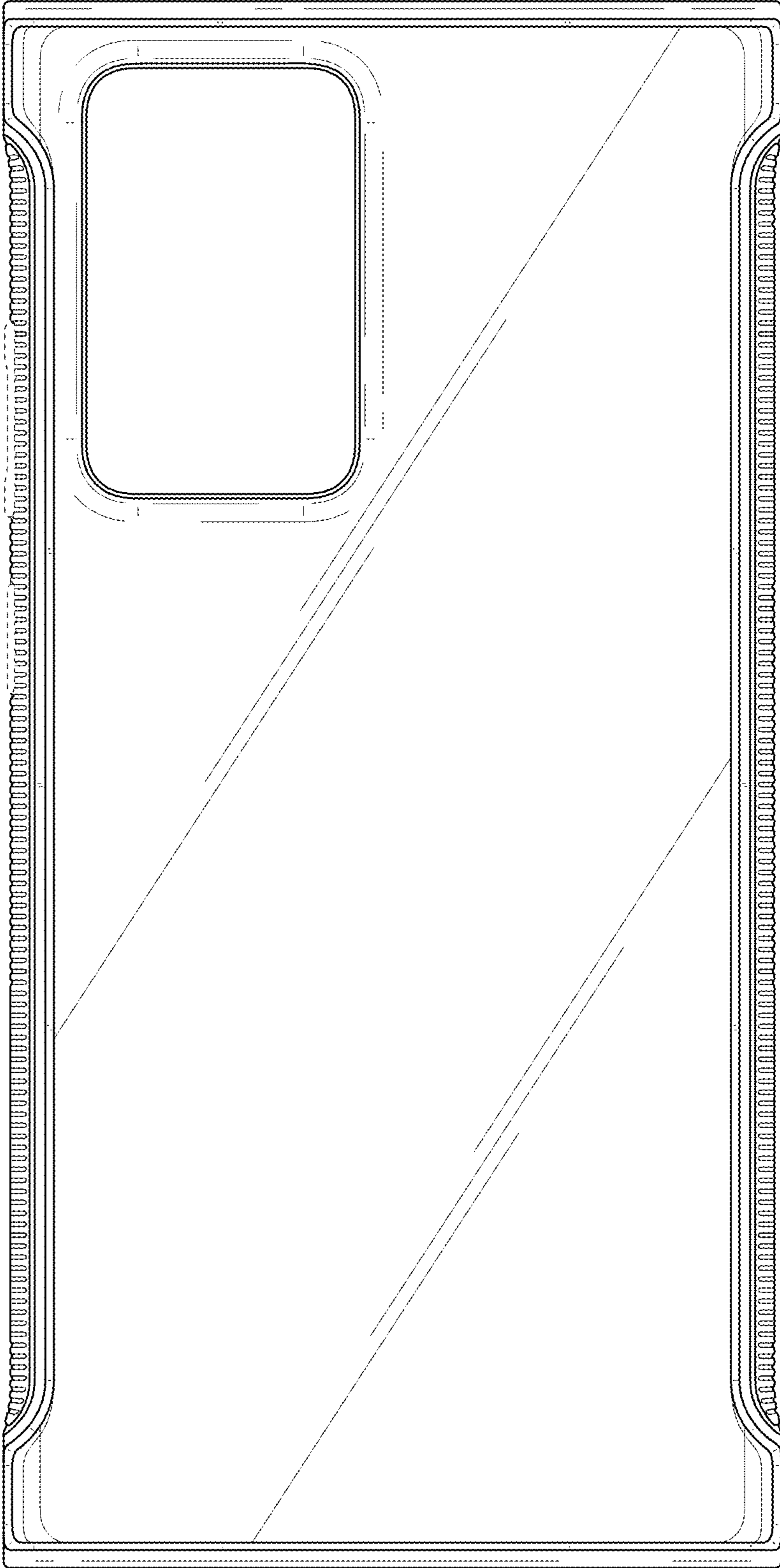


FIG. 4

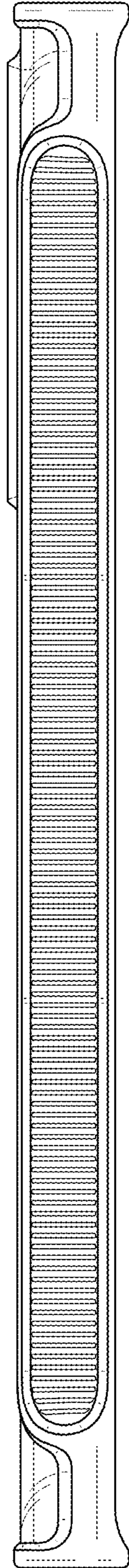


FIG. 5

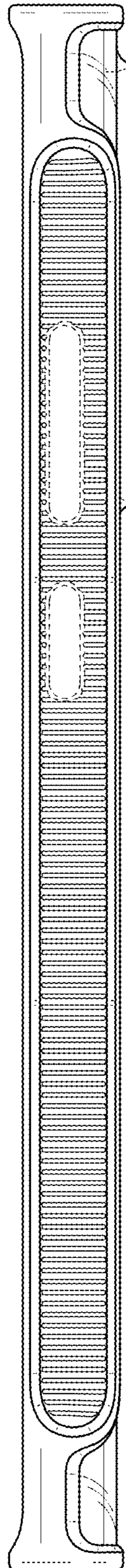


FIG. 6

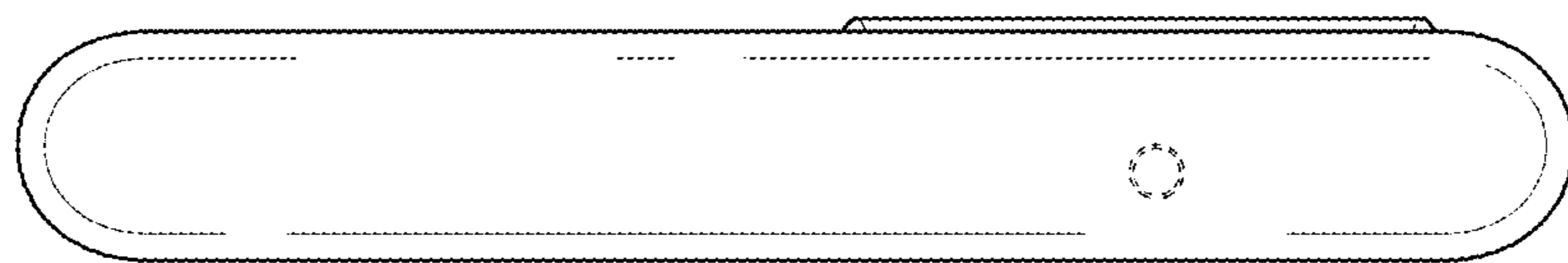


FIG. 7

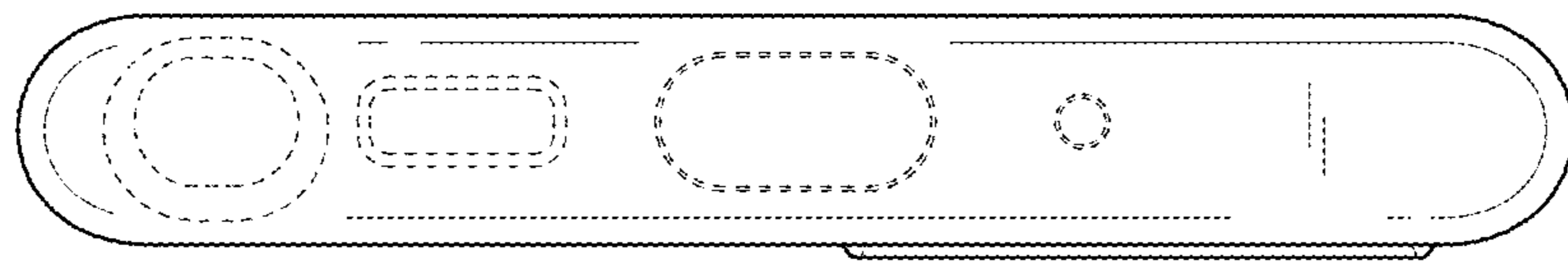


FIG. 8

