



US00D965561S

(12) **United States Design Patent**
Yang

(10) **Patent No.:** **US D965,561 S**

(45) **Date of Patent:** **** Oct. 4, 2022**

(54) **VOICE REMOTE PROTECTIVE COVER**

(71) Applicant: **Shaokai Yang**, Shantou (CN)

(72) Inventor: **Shaokai Yang**, Shantou (CN)

(73) Assignee: **SHENZHEN ZHENGHONGBA TECHNOLOGY CO., LTD.**, Shenzhen (CN)

(**) Term: **15 Years**

(21) Appl. No.: **29/782,435**

(22) Filed: **May 6, 2021**

(51) **LOC (13) Cl.** **14-03**

(52) **U.S. Cl.**
USPC **D14/218**

(58) **Field of Classification Search**
USPC D13/168; D14/218, 250; D21/333
See application file for complete search history.

(56) **References Cited**

U.S. PATENT DOCUMENTS

D357,918 S *	5/1995	Doria	D14/218
D427,583 S *	7/2000	Kazama	D14/218
D448,761 S *	10/2001	Powell	D14/250
D461,850 S *	8/2002	Hussaini	D21/333
D502,744 S *	3/2005	Hussaini	D21/333
D551,659 S *	9/2007	Shih	D14/218
D594,850 S *	6/2009	Yan	D14/218
D633,478 S *	3/2011	Bolton	D14/218
D638,067 S *	5/2011	Suetake	D21/333
D673,934 S *	1/2013	Shin	D14/218
D733,100 S *	6/2015	Kim	D14/218
D733,687 S *	7/2015	Stockwell	D14/218
D757,702 S *	5/2016	Kanazawa	D14/250
D818,714 S *	5/2018	Miller	D3/300
D845,279 S *	4/2019	Huang	D14/218
D845,930 S *	4/2019	Schulz	D14/218
D847,793 S *	5/2019	Wendling	D14/218
D877,731 S *	3/2020	Kim	D14/250

D901,451 S *	11/2020	Biddle	D14/218
D908,801 S	1/2021	Lee	
D924,845 S *	7/2021	Maier	D14/218
D939,475 S *	12/2021	Lee	D14/218
D942,958 S *	2/2022	Maier	D14/218
D942,968 S *	2/2022	Maier	D14/218

FOREIGN PATENT DOCUMENTS

GB 6091464 * 6/2020

OTHER PUBLICATIONS

AMazon remote cover, website 2022, site visited Feb. 10, 2022, [https://www.amazon.com/Protective-Silicone-Shockproof-Anti-Slip-Anti-Lost/dp/B081JJ4B8L/ref=asc_df . . . *](https://www.amazon.com/Protective-Silicone-Shockproof-Anti-Slip-Anti-Lost/dp/B081JJ4B8L/ref=asc_df...)

* cited by examiner

Primary Examiner — John R Yeh

(74) *Attorney, Agent, or Firm* — Justin Lampel

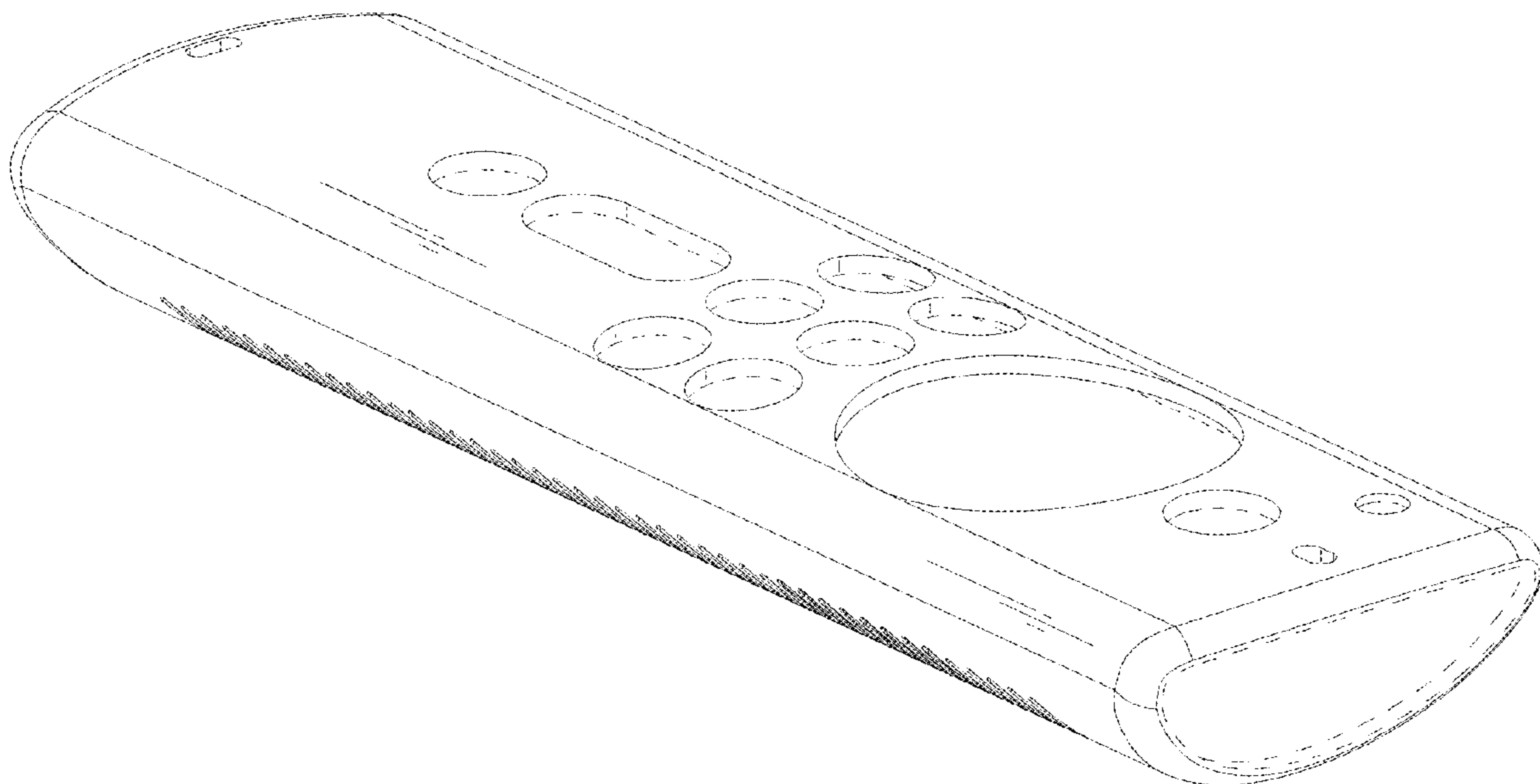
(57) **CLAIM**

The ornamental design for a voice remote protective cover, as shown and described.

DESCRIPTION

FIG. 1 is a front, top, right side perspective view of my new design for a voice remote protective cover; FIG. 2 is a top plan view thereof; FIG. 3 is a rear elevational view thereof; FIG. 4 is a right-side elevational view thereof; FIG. 5 is front elevational view thereof; FIG. 6 is a left-side elevational view thereof; and, FIG. 7 is a bottom plan view thereof. The broken lines illustrate portions of the voice remote protective cover that form no part of the claimed design.

1 Claim, 7 Drawing Sheets



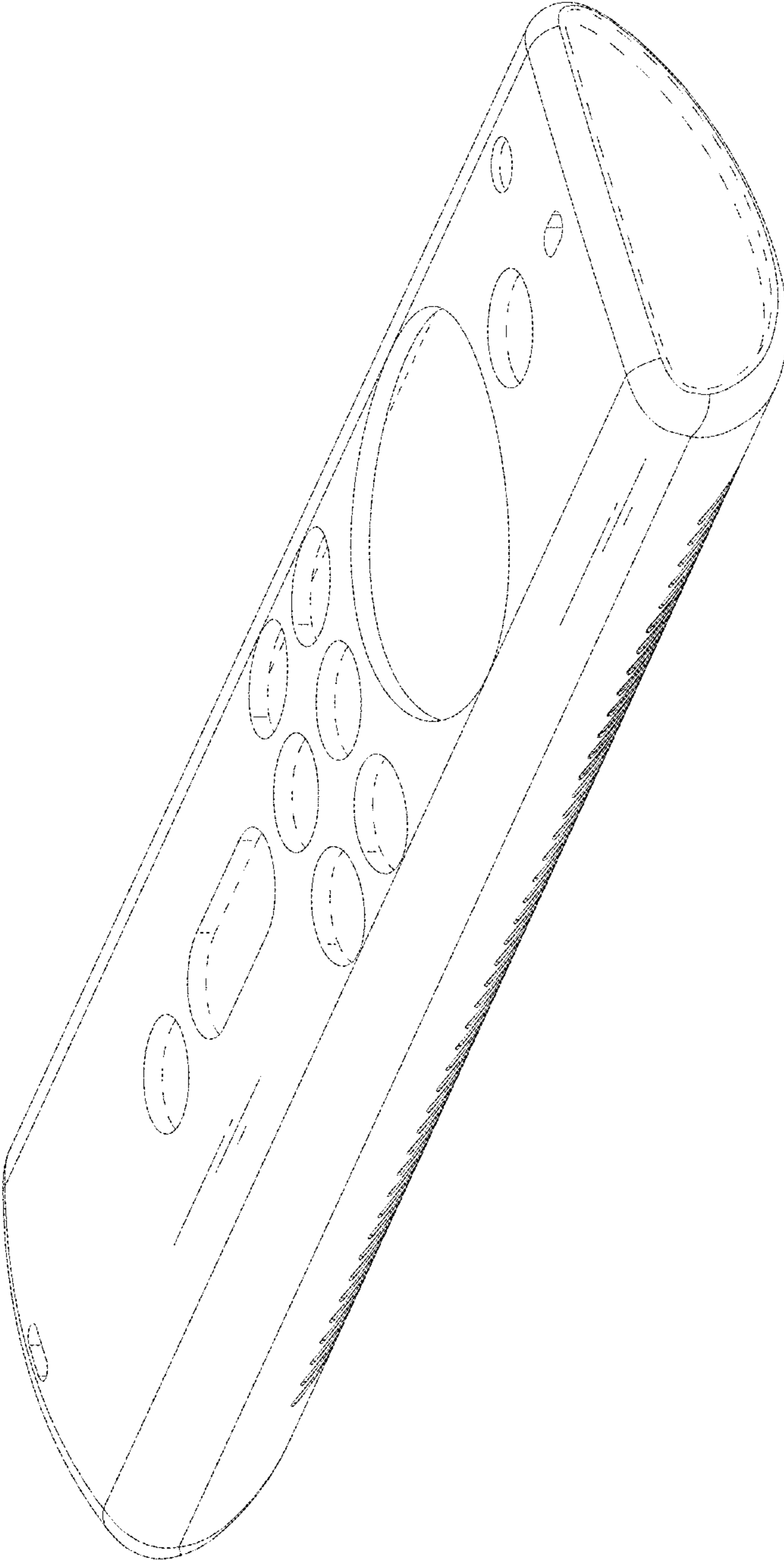


FIG. 1




FIG. 2

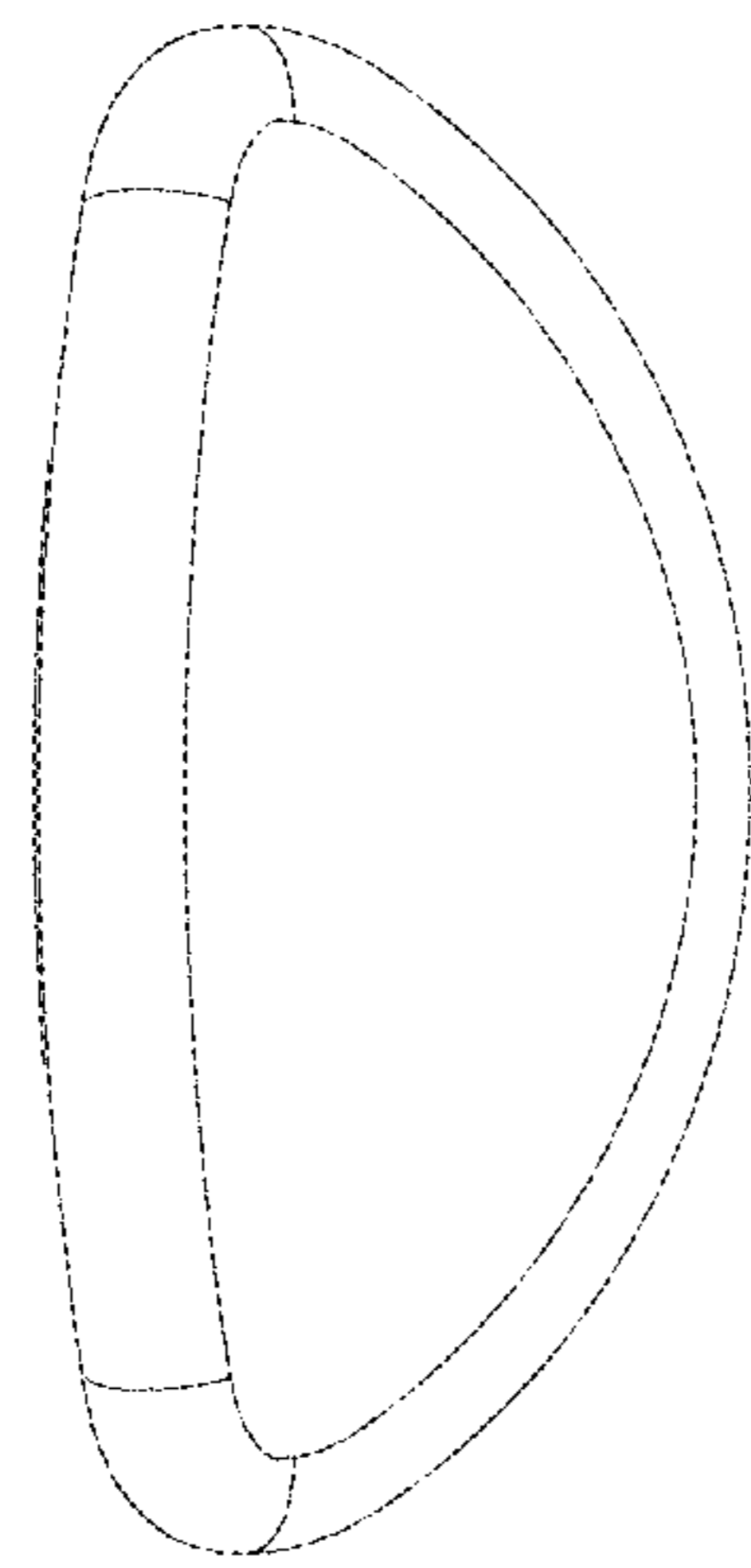


FIG. 3

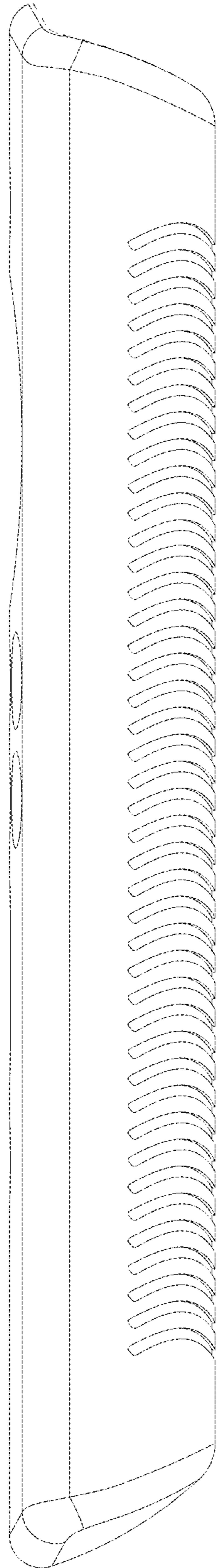


FIG. 4

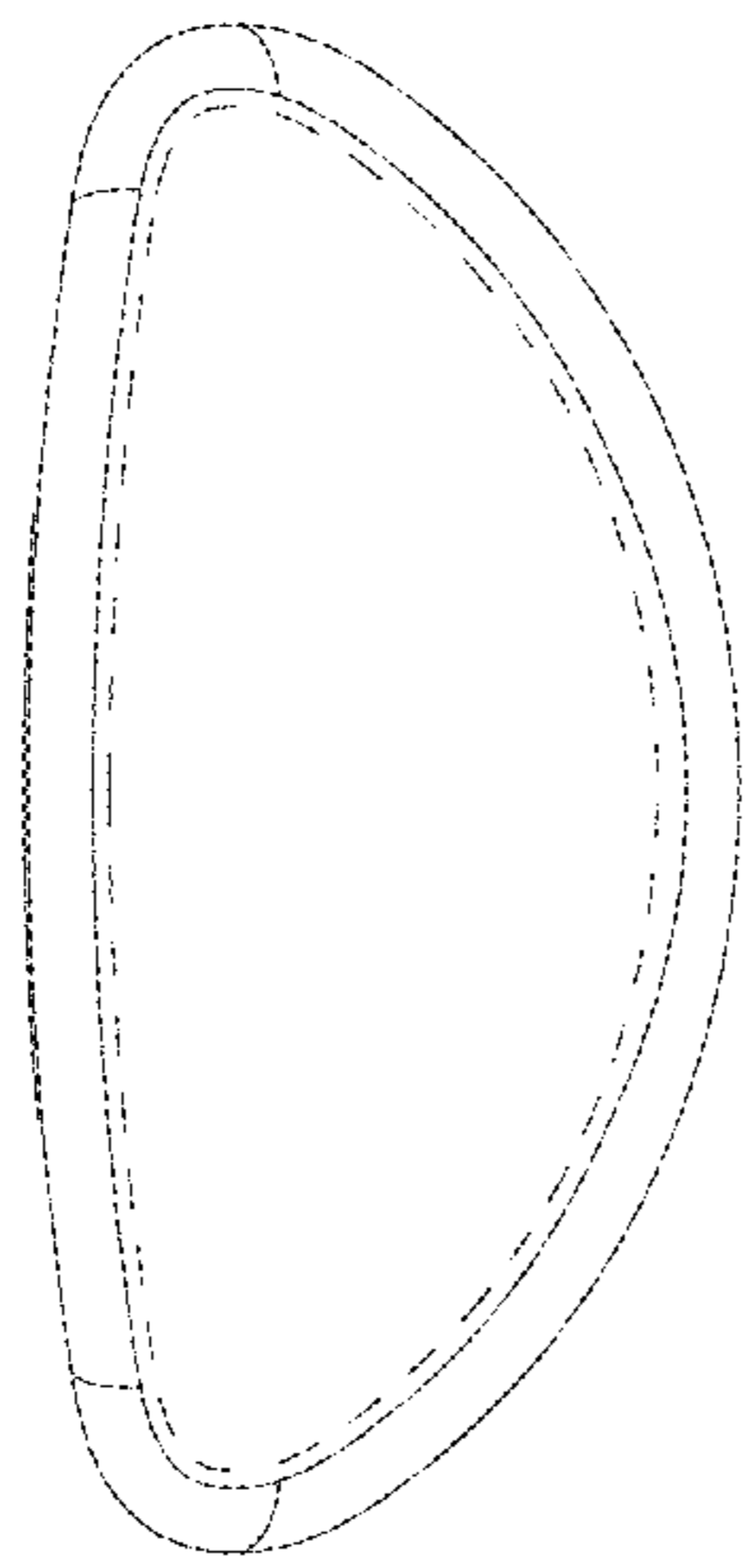


FIG. 5

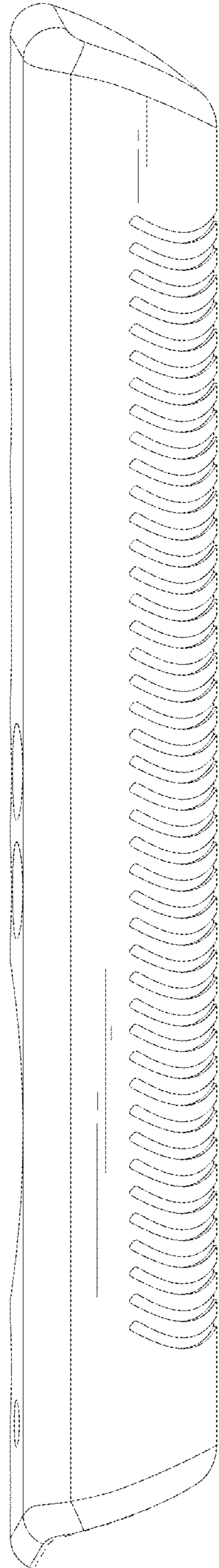


FIG. 6




FIG. 7