



US00D965558S

(12) **United States Design Patent** (10) **Patent No.:** **US D965,558 S**  
**He** (45) **Date of Patent:** **\*\* Oct. 4, 2022**

(54) **SPEAKER**  
(71) Applicant: **SHENZHEN QIANHAI PATUOXUN NETWORK AND TECHNOLOGY CO., LTD**, Shenzhen (CN)  
(72) Inventor: **Yue He**, Shenzhen (CN)  
(73) Assignee: **SHENZHEN QIANHAI PATUOXUN NETWORK AND TECHNOLOGY CO., LTD**, Shenzhen (CN)

(\*\*) Term: **15 Years**

(21) Appl. No.: **29/774,739**

(22) Filed: **Mar. 18, 2021**

(30) **Foreign Application Priority Data**

Dec. 21, 2020 (CN) ..... 202030786922.6

(51) **LOC (13) Cl.** ..... **14-01**

(52) **U.S. Cl.**  
USPC ..... **D14/216**

(58) **Field of Classification Search**  
USPC ..... D7/629; D9/420, 454, 500, 504;  
D14/204, 214, 216, 358, 496; D26/104  
CPC ..... H04R 1/02; H04R 1/021; H04R 1/025;  
H04R 1/026; H04R 1/323  
See application file for complete search history.

(56) **References Cited**

**U.S. PATENT DOCUMENTS**

D726,155 S \* 4/2015 Cheng ..... D14/216  
D726,684 S \* 4/2015 Schmiedbauer ..... D14/216

D748,074 S \* 1/2016 Schmiedbauer ..... D14/216  
D810,783 S \* 2/2018 Langhammer ..... D14/203.1  
D811,368 S \* 2/2018 Fischer ..... D14/216  
D852,779 S \* 7/2019 Schmiedbauer ..... D14/216  
D860,171 S \* 9/2019 Schmiedbauer ..... D14/219  
D871,371 S \* 12/2019 Wahlgren ..... D14/216  
D916,679 S \* 4/2021 Lin ..... D14/204  
D936,032 S \* 11/2021 Xiong ..... D14/204  
D944,757 S \* 3/2022 Lo ..... D14/204

\* cited by examiner

*Primary Examiner* — Khawaja Anwar

*Assistant Examiner* — Megan Tiana Rakos

(74) *Attorney, Agent, or Firm* — Westbridge IP LLC

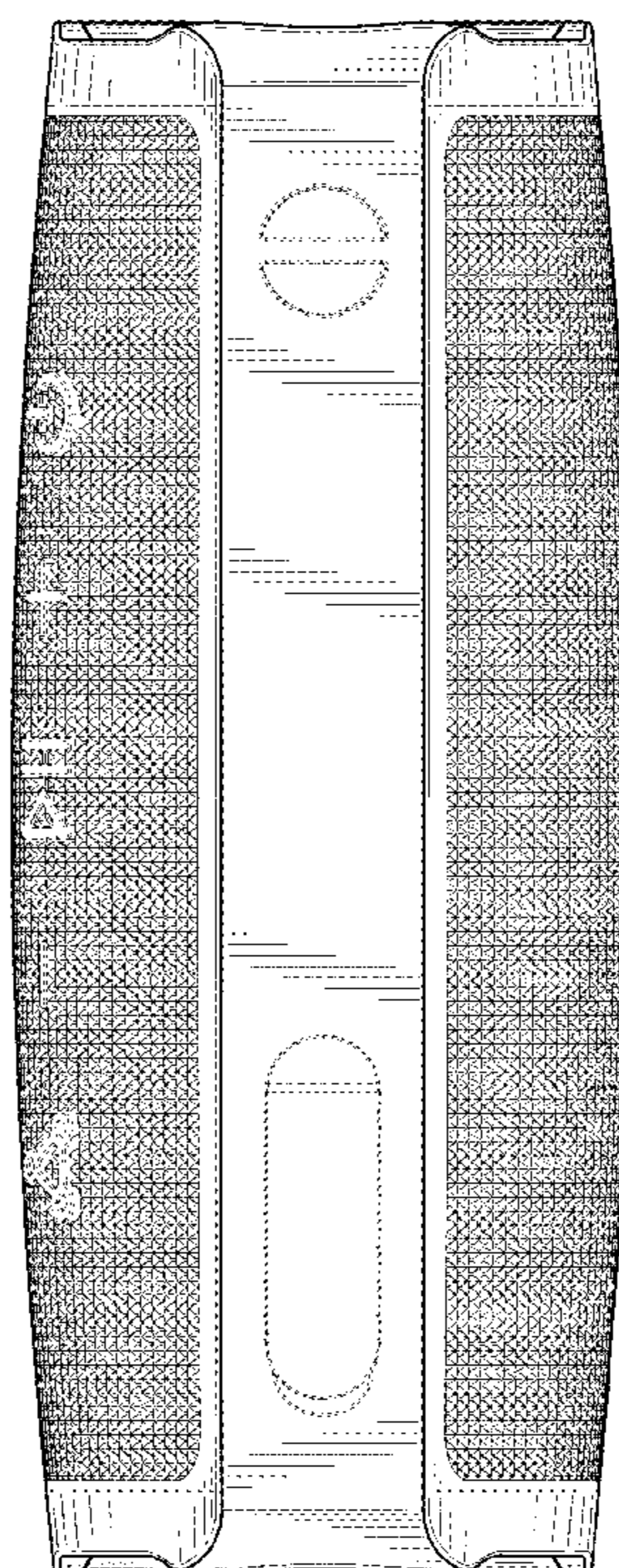
(57) **CLAIM**

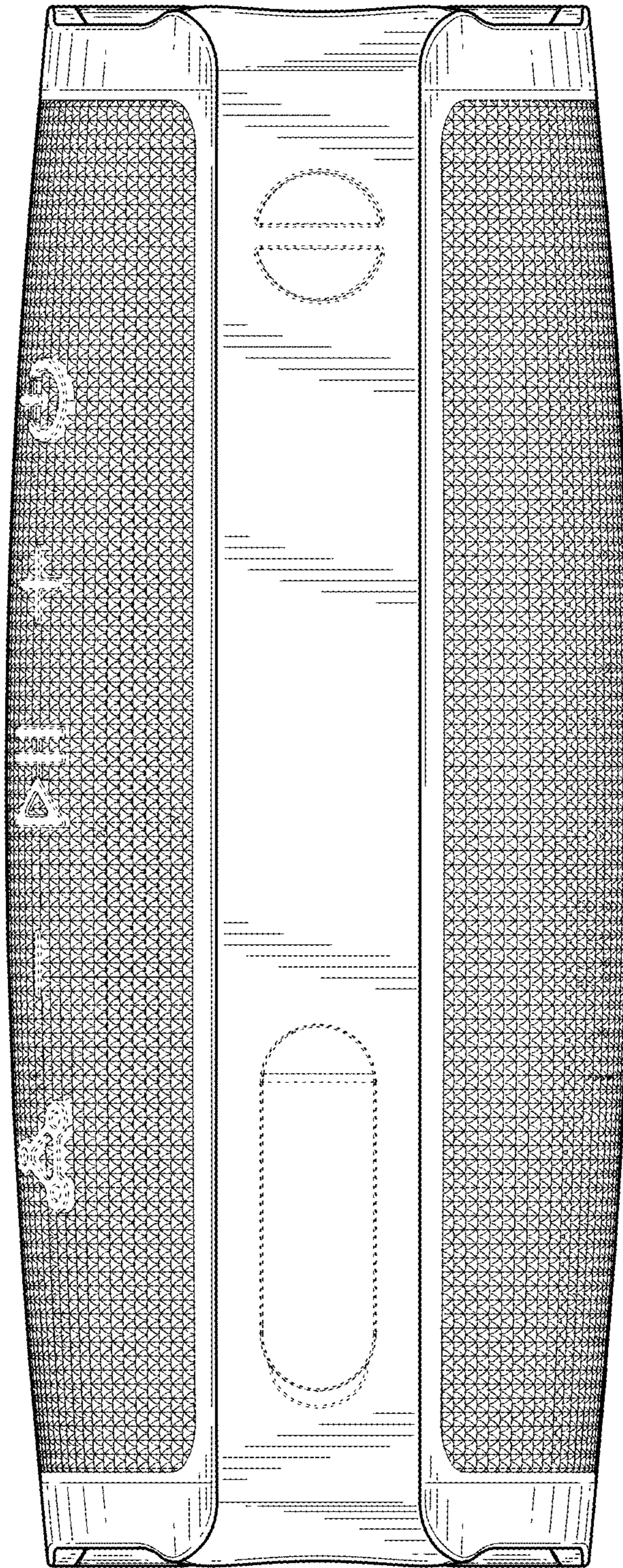
The ornamental design for a speaker, as shown and described.

**DESCRIPTION**


FIG. 1 is a front elevational view of a speaker showing my new design;  
FIG. 2 is a rear elevational view thereof;  
FIG. 3 is a left side elevational view thereof;  
FIG. 4 is a right side elevational view thereof;  
FIG. 5 is a top plan view thereof;  
FIG. 6 is a bottom plan view thereof; and,  
FIG. 7 is a front perspective view thereof.  
The broken lines in the drawings illustrate portions of the speaker that form no part of the claimed design.

**1 Claim, 7 Drawing Sheets**





**FIG. 1**



**FIG. 2**

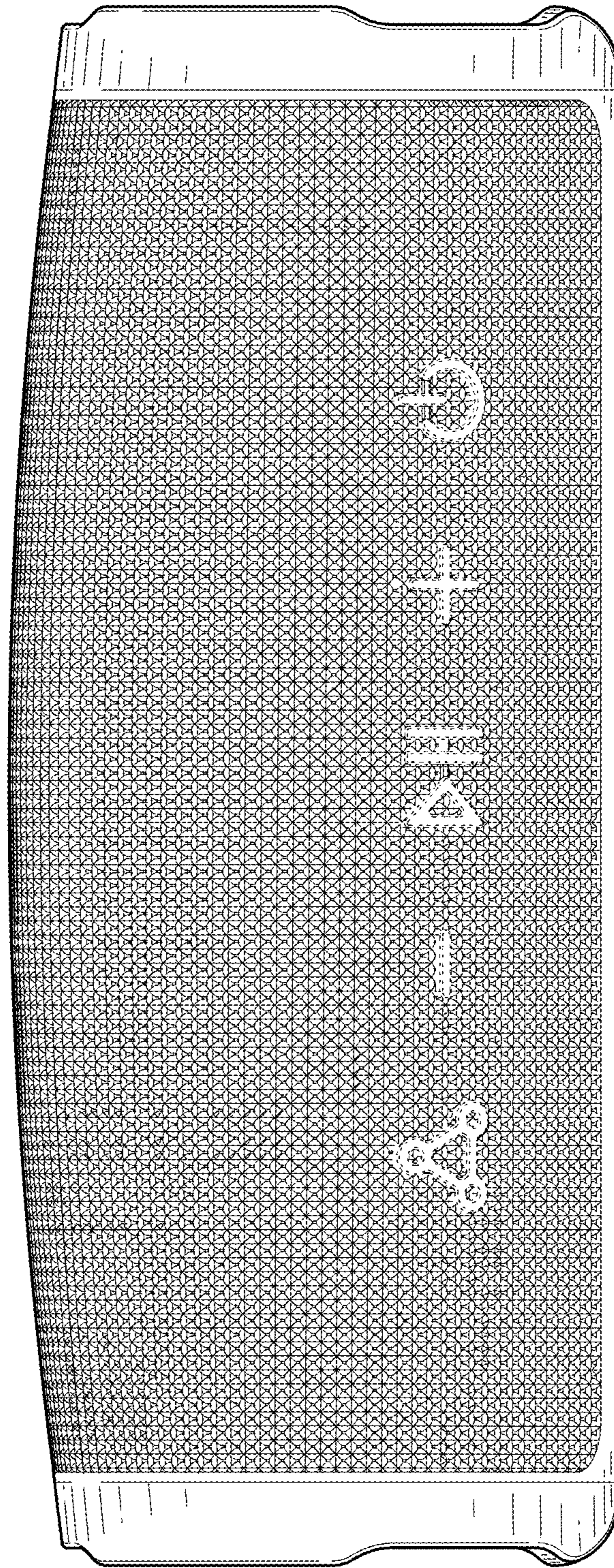

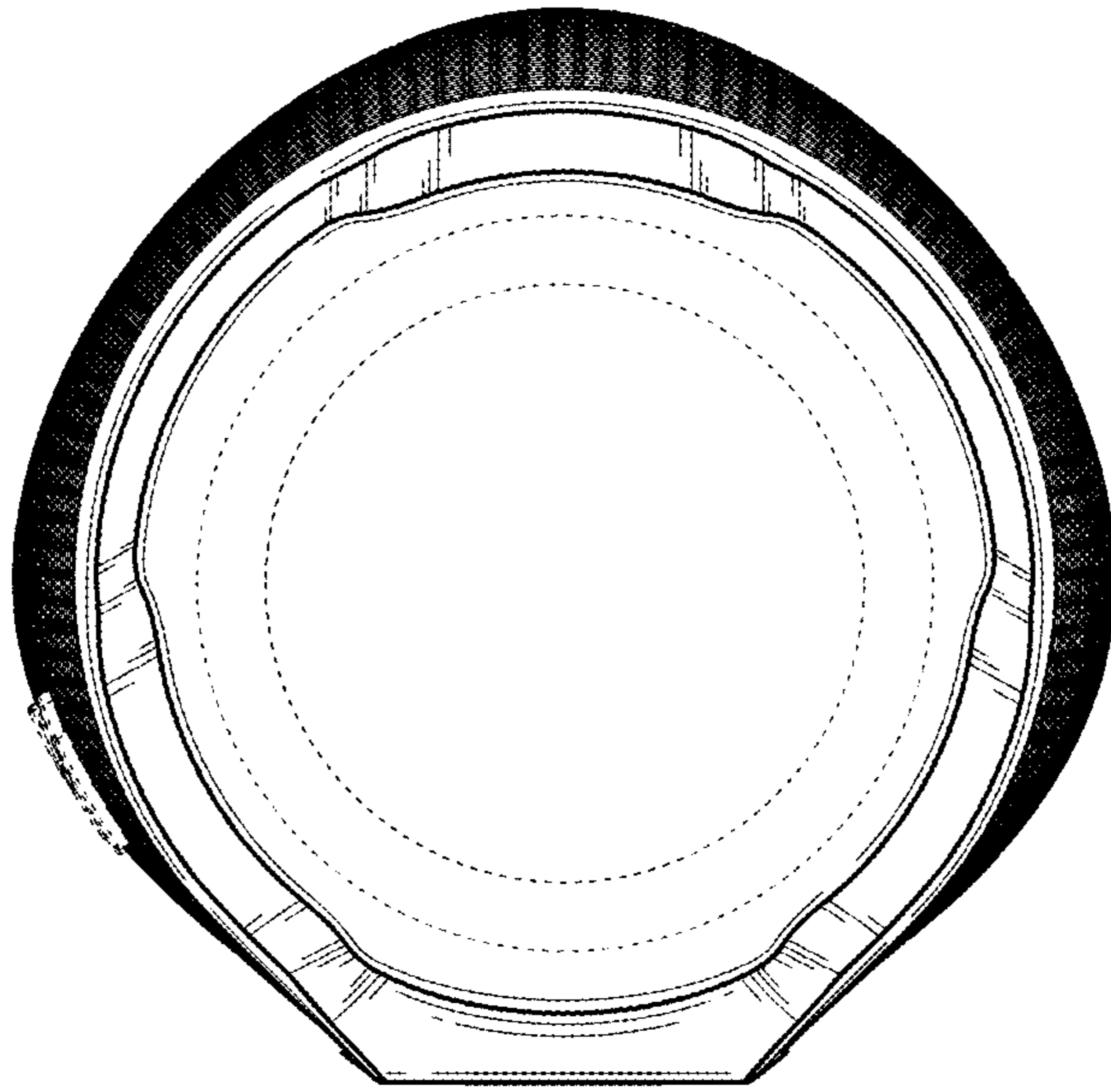


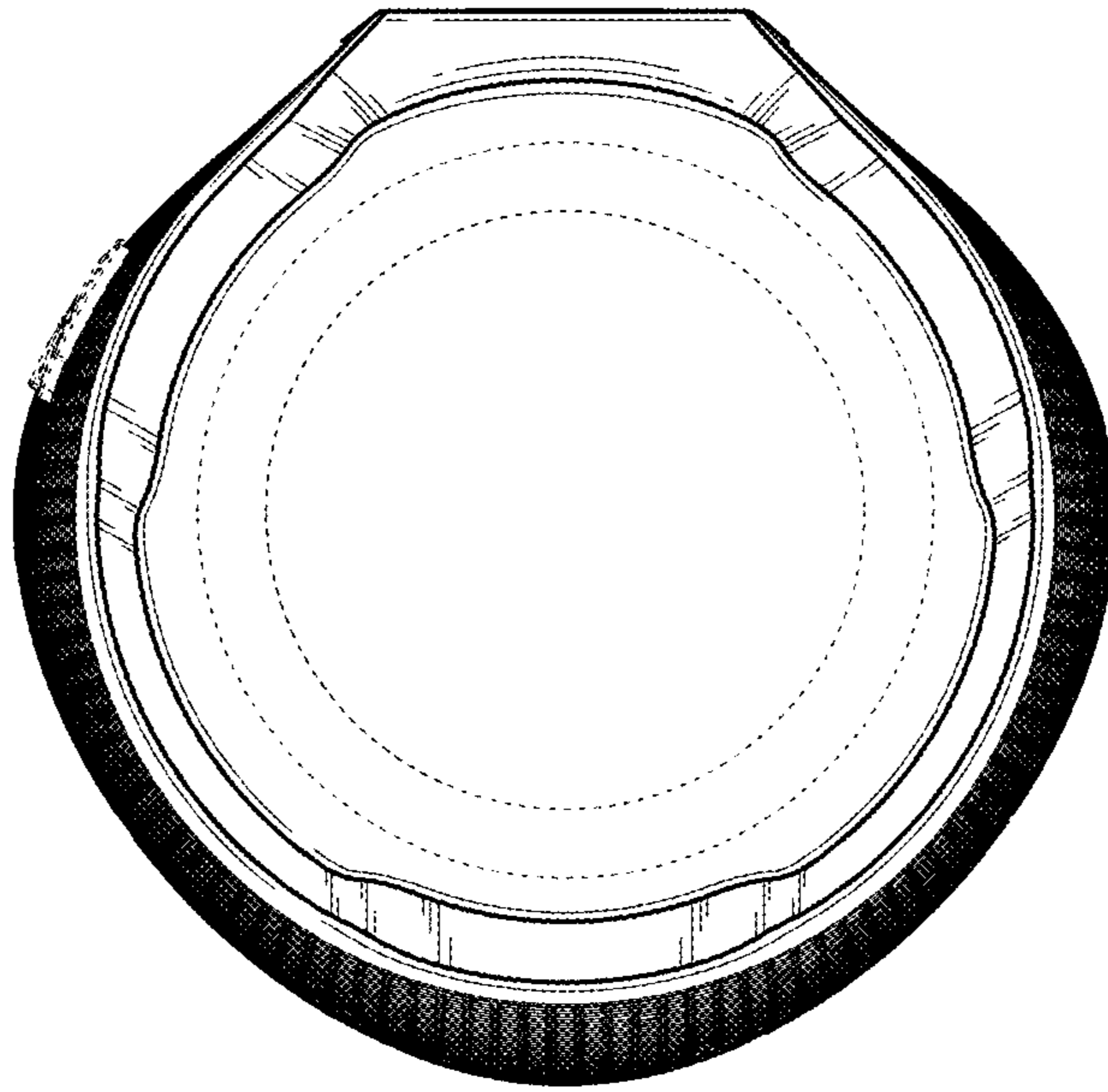
FIG. 3



**FIG. 4**



**FIG. 5**



**FIG. 6**




FIG. 7