



US00D965546S

(12) **United States Design Patent**
Xiang et al.

(10) **Patent No.:** **US D965,546 S**
(45) **Date of Patent:** **** Oct. 4, 2022**

(54) **MOBILE PHONE**

FOREIGN PATENT DOCUMENTS

(71) Applicant: **GUANGDONG OPPO MOBILE TELECOMMUNICATIONS CORP., LTD.**, Guangdong (CN)

JP 1642476 S 9/2019
JP 1650514 S 1/2020
(Continued)

(72) Inventors: **Dongyang Xiang**, Guangdong (CN);
Yuxian Lin, Guangdong (CN);
Jingxuan Chen, Guangdong (CN);
Xiaoming Li, Guangdong (CN); **Peiling Xie**, Guangdong (CN); **Zhenyu Wu**, Guangdong (CN)

OTHER PUBLICATIONS

Japanese Notice of Allowance with English Translation for JP Application 2021004752 dated Aug. 20, 2021. (8 pages).

Primary Examiner — Bridget L Eland
(74) *Attorney, Agent, or Firm* — Young Basile Hanlon & MacFarlane, P.C.

(73) Assignee: **GUANGDONG OPPO MOBILE TELECOMMUNICATIONS CORP., LTD.**, Dongguan (CN)

(57) **CLAIM**

The ornamental design for a mobile phone, as shown and described.

(**) Term: **15 Years**

DESCRIPTION

(21) Appl. No.: **29/774,712**

FIG. 1 is a front right perspective view of a first embodiment of a mobile phone showing our new design.

(22) Filed: **Mar. 18, 2021**

FIG. 2 is a rear right perspective view of the mobile phone of FIG. 1.

(30) **Foreign Application Priority Data**

Sep. 28, 2020 (CN) 202030585837.3

FIG. 3 is a rear left perspective view of the mobile phone of FIG. 1.

(51) **LOC (13) Cl.** **14-03**

FIG. 4 is a front view of the mobile phone of FIG. 1.

(52) **U.S. Cl.**

FIG. 5 is a rear view of the mobile phone of FIG. 1.

USPC **D14/138 G**

FIG. 6 is a left side view of the mobile phone of FIG. 1.

(58) **Field of Classification Search**

USPC D14/138 G, 248, 138 C, 138 AB, 341, D14/439, 432, 345, 138 R, 138 AA, D14/138 AC, 138 AD, 371, 374

FIG. 7 is a right side view of the mobile phone of FIG. 1.

FIG. 8 is a top view of the mobile phone of FIG. 1.

FIG. 9 is a bottom view of the mobile phone of FIG. 1.

FIG. 10 is a front right perspective view of a second embodiment of a mobile phone showing our new design.

FIG. 11 is a rear right perspective view of the mobile phone of FIG. 10.

(Continued)

FIG. 12 is a rear left perspective view of the mobile phone of FIG. 10.

(56) **References Cited**

U.S. PATENT DOCUMENTS

D746,245 S * 12/2015 Ryu D14/138 G
D843,962 S * 3/2019 Kim D14/138 G

FIG. 13 is a front view of the mobile phone of FIG. 10.

FIG. 14 is a rear view of the mobile phone of FIG. 10.

FIG. 15 is a left side view of the mobile phone of FIG. 10.

FIG. 16 is a right side view of the mobile phone of FIG. 10.

FIG. 17 is a top view of the mobile phone of FIG. 10.

(Continued)

(Continued)



FIG. 18 is a bottom view of the mobile phone of FIG. 10.
 FIG. 19 is a front right perspective view of a third embodiment of the mobile phone showing our new design.
 FIG. 20 is a rear right perspective view of the mobile phone of FIG. 19.
 FIG. 21 is a rear left perspective view of the mobile phone of FIG. 19.
 FIG. 22 is a front view of the mobile phone of FIG. 19.
 FIG. 23 is a rear view of the mobile phone of FIG. 19.
 FIG. 24 is a left side view of the mobile phone of FIG. 19.
 FIG. 25 is a right side view of the mobile phone of FIG. 19.
 FIG. 26 is a top view of the mobile phone of FIG. 19; and,
 FIG. 27 is a bottom view of the mobile phone of FIG. 19.

1 Claim, 24 Drawing Sheets

(58) **Field of Classification Search**

CPC H04M 1/0202; H04M 1/0235; H04M 1/0237; H04M 1/0239; H04M 1/0266; H04M 1/0268; H04M 1/027; H04M 1/0295; H04M 1/02; H04M 1/0279; H04M 1/0283

See application file for complete search history.

(56)

References Cited

U.S. PATENT DOCUMENTS

D864,141	S	*	10/2019	Kim	D14/138	G
D864,142	S	*	10/2019	Fan	D14/138	G
D886,758	S	*	6/2020	Wang	D14/138	C
D900,775	S	*	11/2020	Kwon	D14/138	G
D903,618	S	*	12/2020	Fujimura	D14/138	G
D903,619	S	*	12/2020	Fujimura	D14/138	G
D903,620	S	*	12/2020	Fujimura	D14/138	G
D903,622	S	*	12/2020	Fujimura	D14/138	G
D919,588	S	*	5/2021	Han	D14/138	G
D920,943	S	*	6/2021	Fang	D14/138	G
D950,510	S	*	5/2022	Zhu	D14/138	G

FOREIGN PATENT DOCUMENTS

JP	1660723	S	6/2020
JP	1663914	S	7/2020
JP	1689721	S	7/2021
KR	300730335	S	2/2014
KR	301047519	S	2/2020
KR	301047521	S	2/2020

* cited by examiner




FIG. 1




FIG. 2




FIG. 3

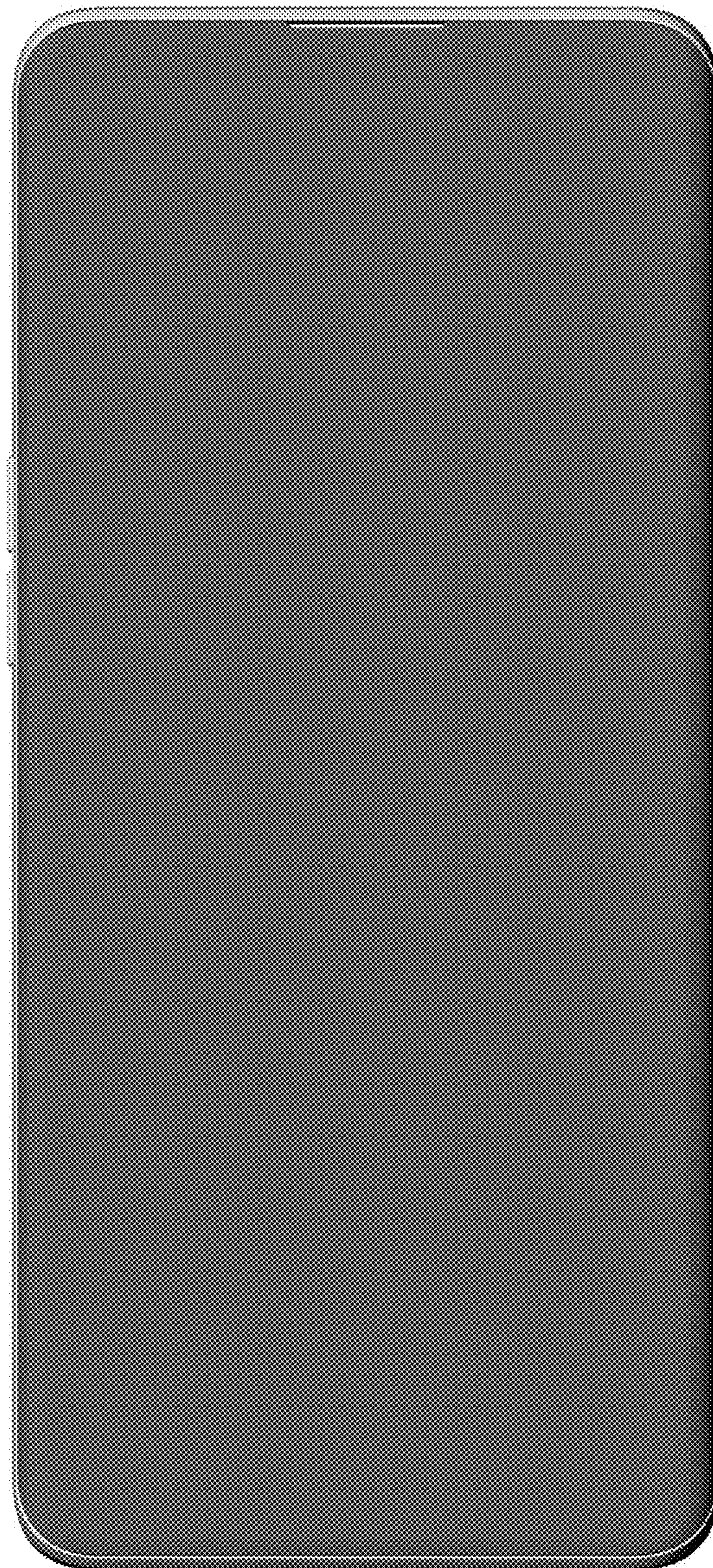


FIG. 4




FIG. 5




FIG. 6




FIG. 7



FIG. 8



FIG. 9




FIG. 10




FIG. 11




FIG. 12




FIG. 13




FIG. 14




FIG. 15




FIG. 16




FIG. 17



FIG. 18




FIG. 19




FIG. 20




FIG. 21




FIG. 22




FIG. 23




FIG. 24




FIG. 25



FIG. 26



FIG. 27