



US00D965544S

(12) **United States Design Patent** (10) **Patent No.:** **US D965,544 S**
Lee et al. (45) **Date of Patent:** **** *Oct. 4, 2022**

(54) **ELECTRONIC DEVICE**

(71) Applicant: **Samsung Electronics Co., Ltd.**,
Suwon-si (KR)
(72) Inventors: **Ji-Young Lee**, Suwon-si (KR);
Hyok-Su Choi, Suwon-si (KR);
Chung-Ha Kim, Suwon-si (KR)
(73) Assignee: **SAMSUNG ELECTRONICS CO.,**
LTD., Suwon-si (KR)
(*) Notice: This patent is subject to a terminal dis-
claimer.
(**) Term: **15 Years**
(21) Appl. No.: **29/729,154**
(22) Filed: **Mar. 24, 2020**

(30) **Foreign Application Priority Data**
Sep. 26, 2019 (KR) 30-2019-0046166
(51) **LOC (13) Cl.** **14-03**
(52) **U.S. Cl.**
USPC **D14/138 G**
(58) **Field of Classification Search**
USPC D14/138 R, 496, 138 G, 138 C, 138 AD,
D14/138 AC, 138 AB, 138 AA, 248,
(Continued)

(56) **References Cited**
U.S. PATENT DOCUMENTS
D803,779 S * 11/2017 Jung G06F 1/1626
D13/107
D831,605 S * 10/2018 Baik D14/138 G
(Continued)

FOREIGN PATENT DOCUMENTS
GB 8206124000-2000 * 1/2020

OTHER PUBLICATIONS

Samsung Galaxy S20, www.notebookcheck.net, Mar. 25, 2020.
<https://www.notebookcheck.net/Samsung-Galaxy-S20-Smartphone-Review-High-Quality-Smartphone-with-Quirks.458910.0.html> (Year: 2020).*

(Continued)

Primary Examiner — Llorelys Martinez
Assistant Examiner — Kwabena A. Ankobiah
(74) *Attorney, Agent, or Firm* — McAndrews Held & Malloy, Ltd.

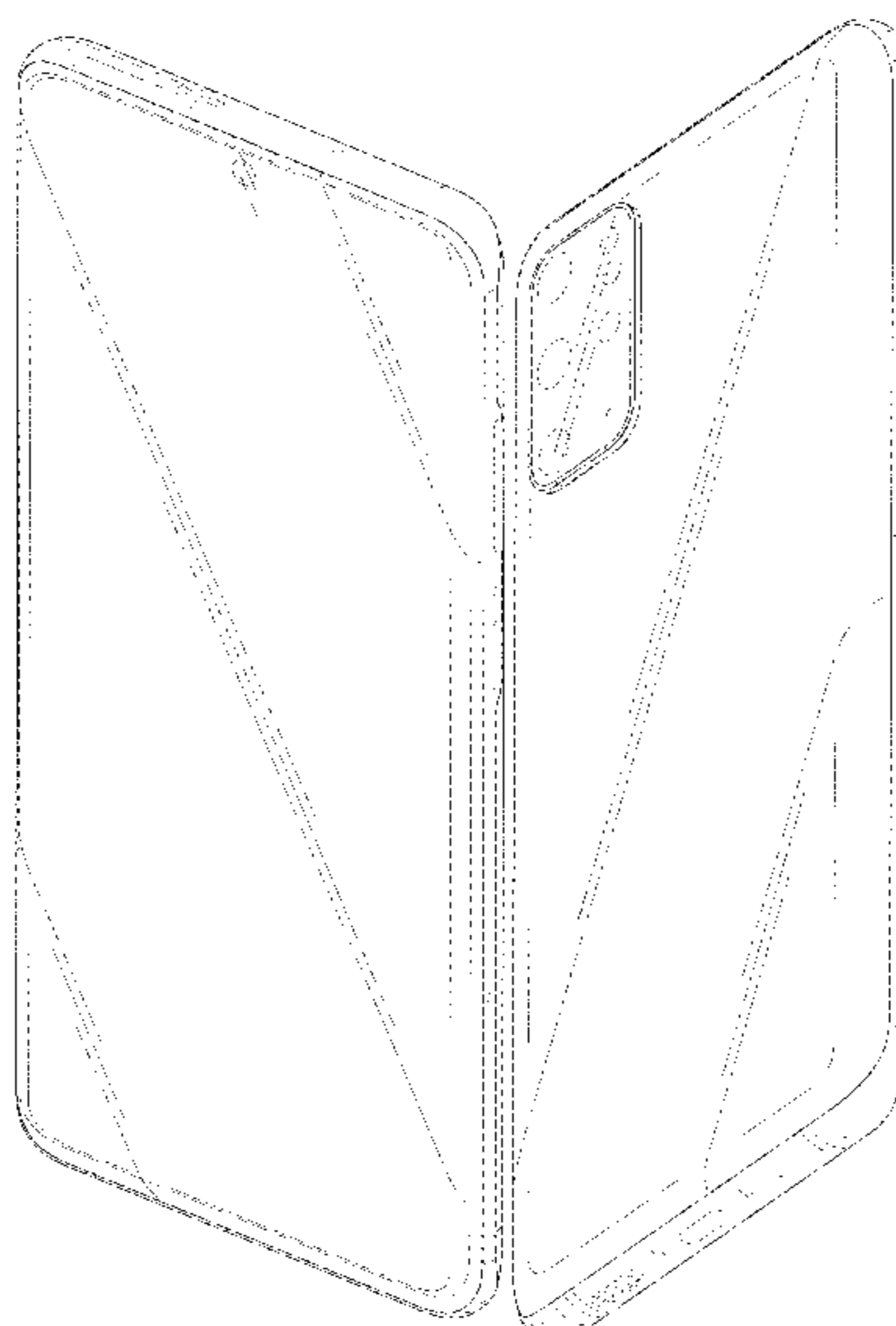
(57) **CLAIM**

The ornamental design for an electronic device, as shown and described.

DESCRIPTION

FIG. 1 is a front perspective view of an electronic device showing our new design according to a first embodiment; FIG. 2 is a front elevation view thereof; FIG. 3 is a rear elevation view thereof; FIG. 4 is a left side elevation view thereof; FIG. 5 is a right side elevation view thereof; FIG. 6 is a top plan view thereof; FIG. 7 is a bottom plan view thereof; FIG. 8 is a rear perspective view thereof; FIG. 9 is a front perspective view of an electronic device showing our new design according to a second embodiment; FIG. 10 is a front elevation view thereof; FIG. 11 is a rear elevation view thereof; FIG. 12 is a left side elevation view thereof; FIG. 13 is a right side elevation view thereof; FIG. 14 is a top plan view thereof; FIG. 15 is a bottom plan view thereof; and, FIG. 16 is a rear perspective view thereof. The dashed broken lines in the figures illustrate portions of the electronic device that form no part of the claimed design.

1 Claim, 16 Drawing Sheets



US D965,544 S

Page 2

(58) **Field of Classification Search**

USPC ... D14/203.1, 203.3, 203.4, 203.7, 388, 389,
D14/439, 426, 348.342, 341; D13/107,
D13/103; D21/329; D10/50
CPC G06F 3/041; G06F 3/0412; G06F 3/0488;
G06F 3/04883; G06F 1/1613; G06F
1/1692; G06F 1/1626; G06F 2200/1633;
A63H 33/3016

See application file for complete search history.

D872,703 S * 1/2020 Seo D14/138 G
D873,230 S * 1/2020 Seo D14/138 G
D875,700 S * 2/2020 Seo D14/138 G
D889,425 S * 7/2020 Choi D14/138 G
D919,589 S * 5/2021 Ji D14/138 G
D924,828 S * 7/2021 Oh D14/138 G
D929,356 S * 8/2021 Kim D14/138 G
D939,485 S * 12/2021 Kim D14/248
D939,486 S * 12/2021 Kim D14/248
D939,487 S * 12/2021 Kim D14/248
2018/0204040 A1* 7/2018 Kwon G06F 1/1626
2021/0243289 A1* 8/2021 Moon H04M 1/72403

(56)

References Cited

U.S. PATENT DOCUMENTS

D839,848 S * 2/2019 Baik D14/138 G
D856,958 S * 8/2019 Seo D14/138 G
D856,959 S * 8/2019 Seo D14/138 G
D859,345 S * 9/2019 Seo D14/138 G
D860,150 S * 9/2019 Seo D14/138 G
D872,042 S * 1/2020 Seo D14/138 G
D872,043 S * 1/2020 Seo D14/138 G

OTHER PUBLICATIONS

Samsung Galaxy S20 Review, www.youtube.com, Mar. 14, 2020.
https://www.youtube.com/watch?v=58xXI597B_4 (Year: 2020).*
Samsung Galaxy S20, www.techbullion.com, Feb. 14, 2020. <https://techbullion.com/samsung-galaxy-s20-sales-could-beat-2019-models-a-new-report-suggests/>(Year: 2020).*

* cited by examiner

FIG. 1




FIG. 2

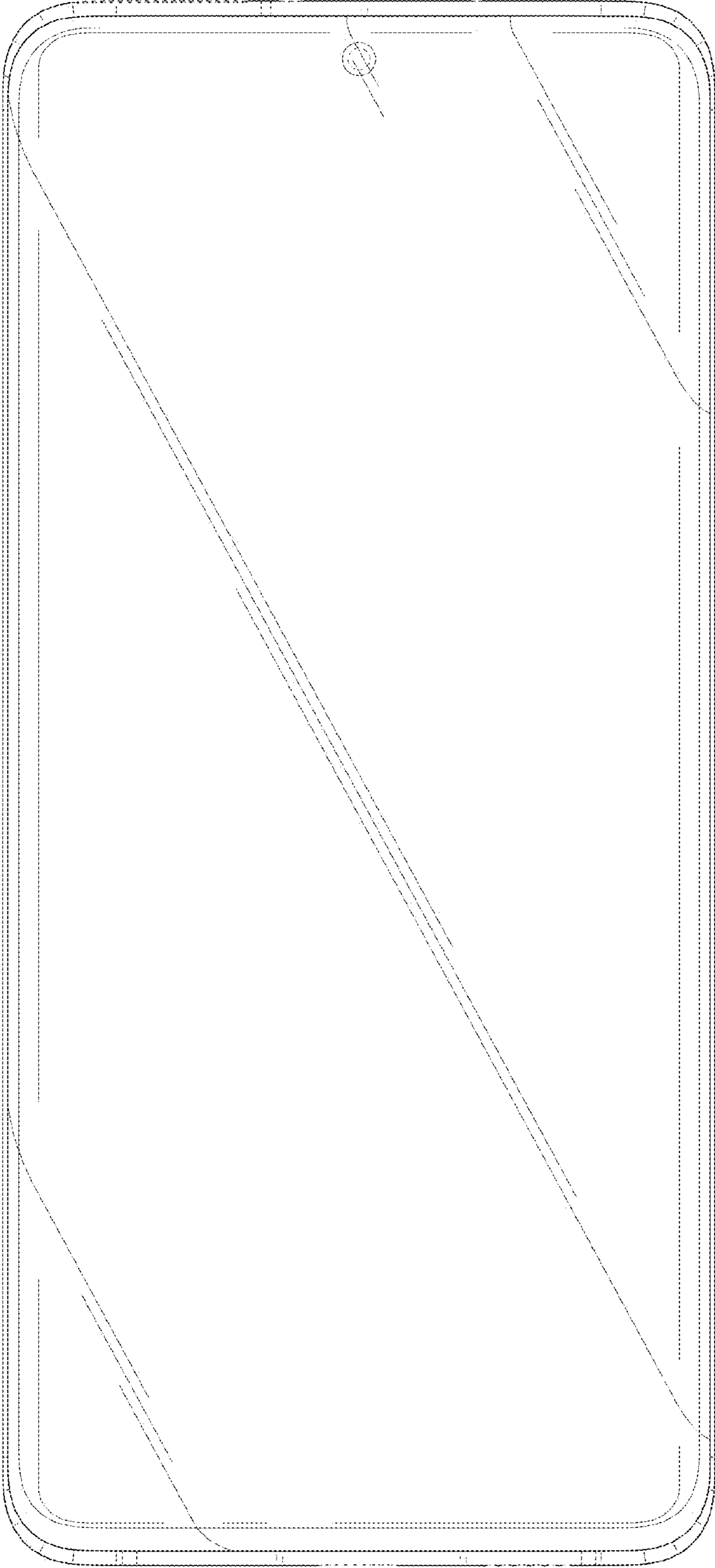


FIG. 3

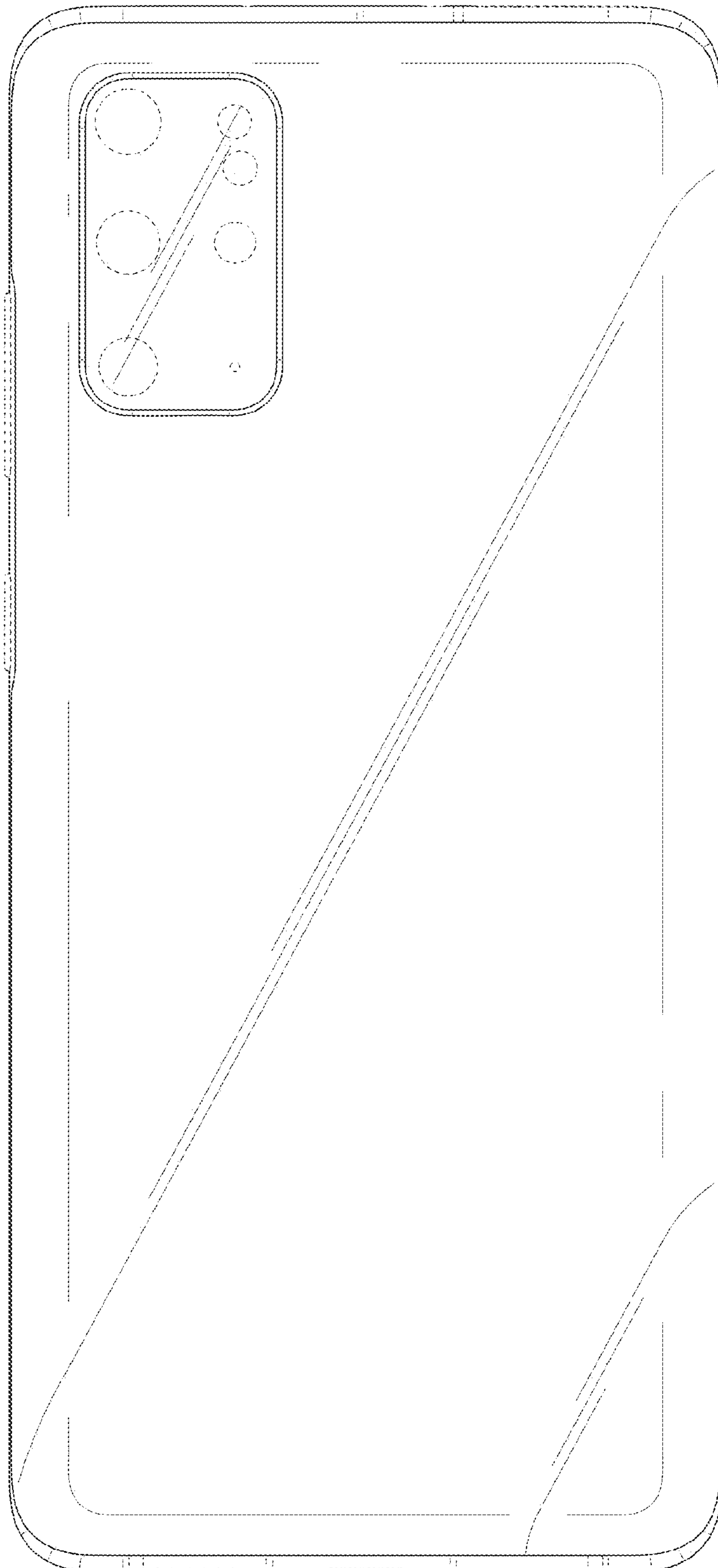


FIG. 4

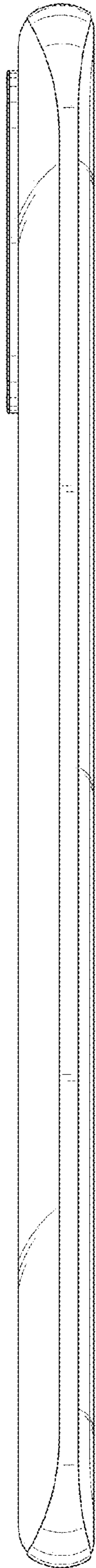


FIG. 5

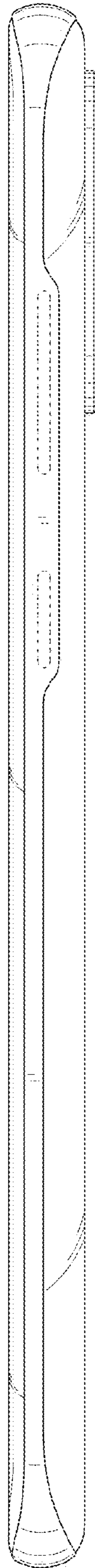


FIG. 6




FIG. 7

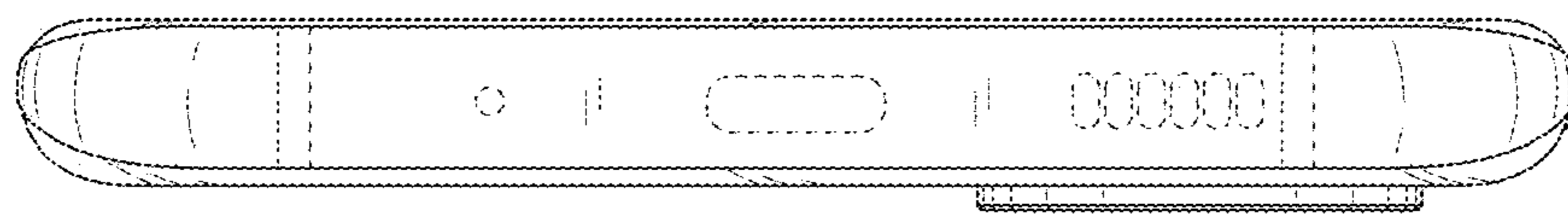


FIG. 8

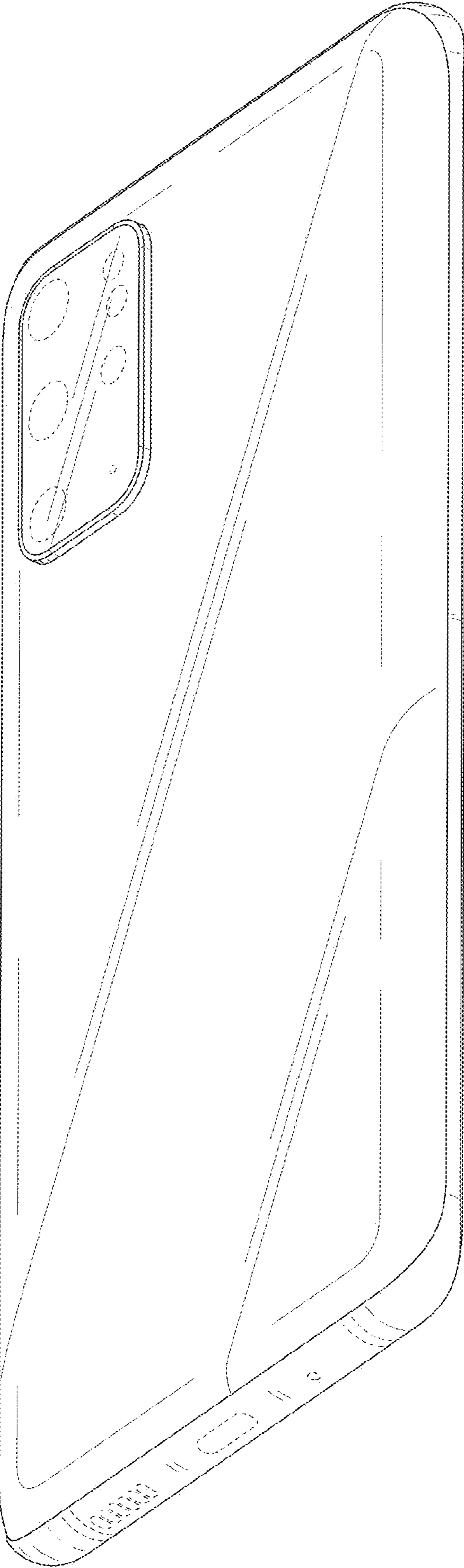


FIG. 9

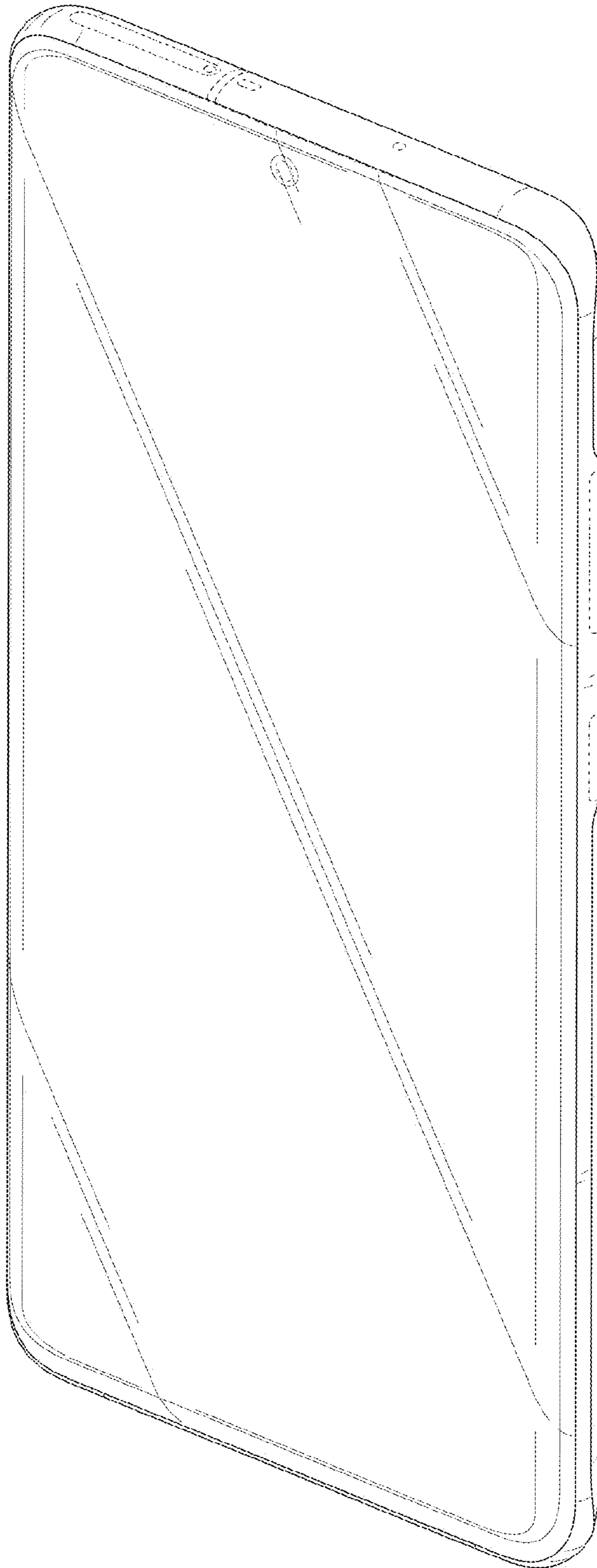


FIG. 10

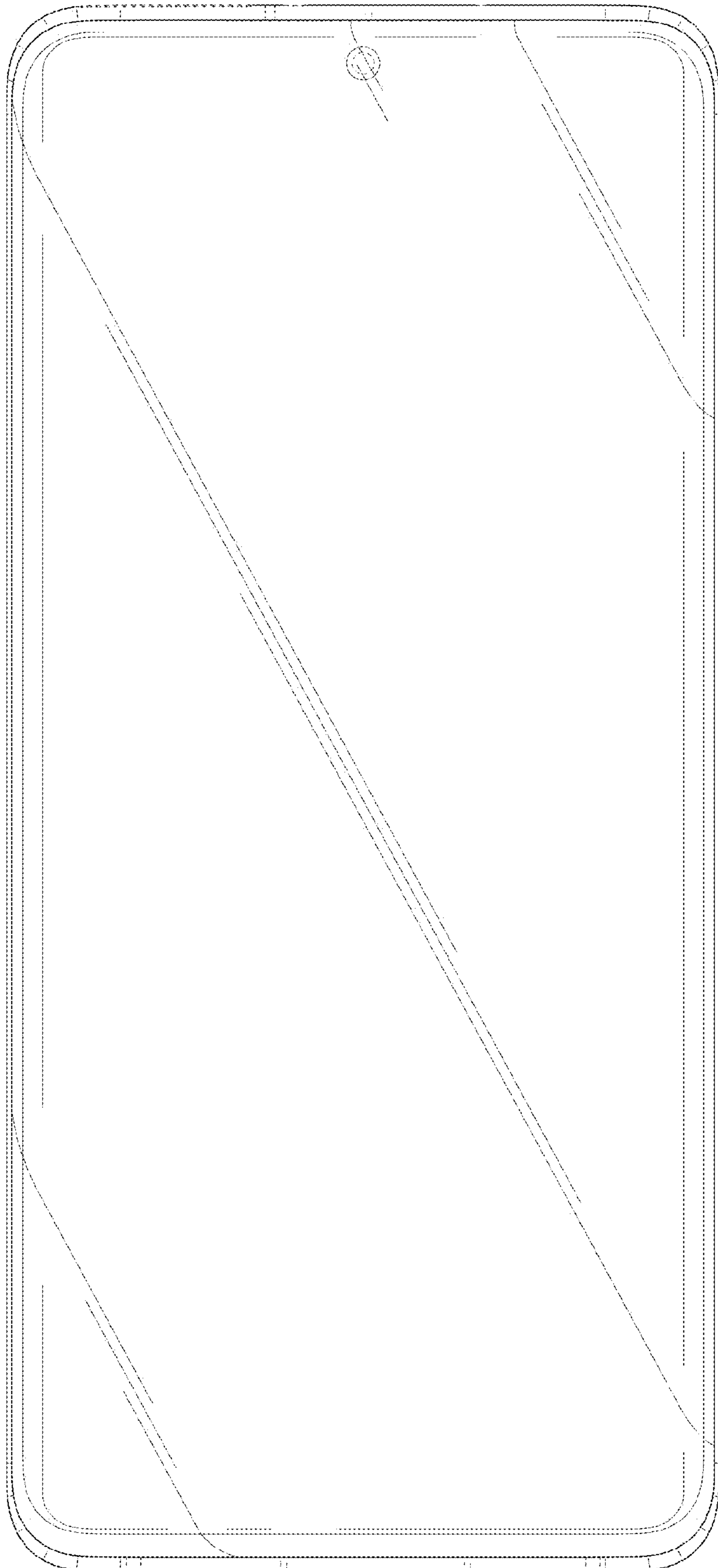


FIG. 11

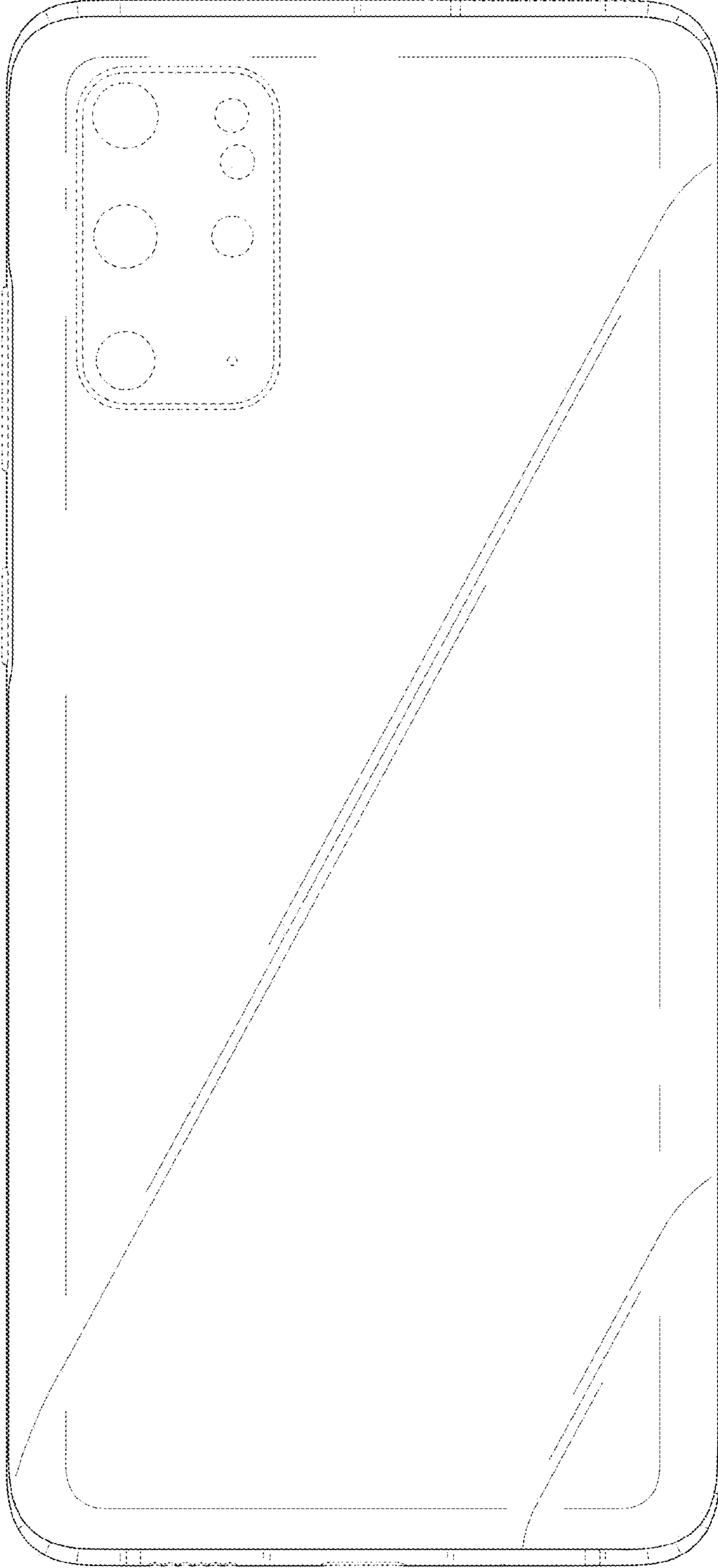


FIG. 12

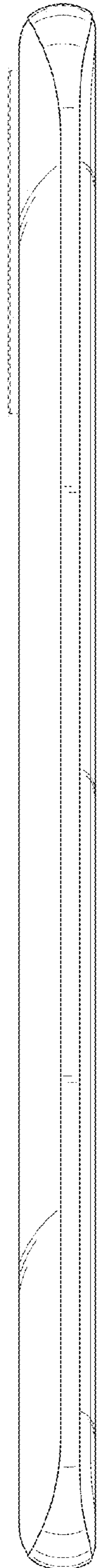


FIG. 13




FIG. 14




FIG. 15

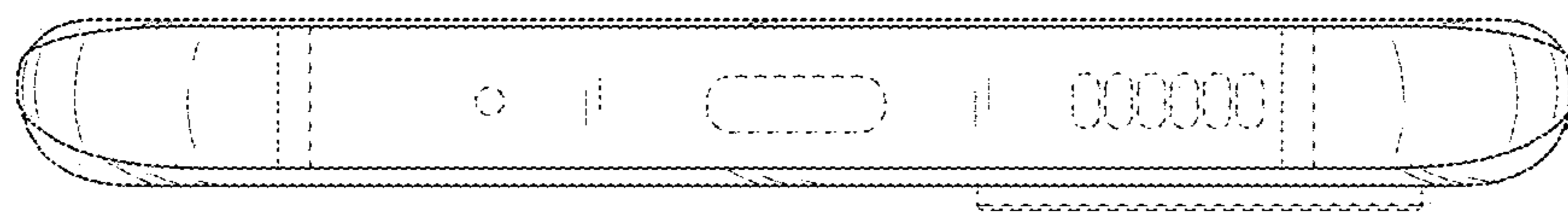


FIG. 16

