



US00D965521S

(12) **United States Design Patent** (10) **Patent No.:** **US D965,521 S**
Zhu (45) **Date of Patent:** **** Oct. 4, 2022**

(54) **CHARGING STAND**

(71) Applicant: **Yiwu Waha Home Appliance Co., Ltd, Yiwu (CN)**

(72) Inventor: **Si Zhu, Jinhua (CN)**

(**) Term: **15 Years**

(21) Appl. No.: **29/838,338**

(22) Filed: **May 12, 2022**

(51) **LOC (13) Cl.** **13-02**

(52) **U.S. Cl.**
USPC **D13/108**

(58) **Field of Classification Search**
USPC D13/103, 107, 108, 110, 118, 151, 153, D13/154, 155, 184
CPC Y02E 60/10; Y02E 60/50; H01M 50/10; H01M 50/107; H01M 50/557; H01M 50/209; H01M 50/502; H01M 2220/30; H02J 7/00; H02J 7/0003; H02J 7/0011; H02J 7/0013; H02J 7/0054; H02J 7/0055; H02J 7/0057
See application file for complete search history.

(56) **References Cited**

U.S. PATENT DOCUMENTS

D289,996 S	*	5/1987	Oord	D13/108
D471,578 S	*	3/2003	Okuley	D16/242
D516,025 S	*	2/2006	Quinn	D13/108
D610,084 S		2/2010	Christopher		
D621,347 S	*	8/2010	Aulwes	D28/73
D637,154 S		5/2011	Smith		
D680,491 S		4/2013	Paschke		
D704,634 S	*	5/2014	Eidelman	D13/108
D759,588 S	*	6/2016	De Klein	D13/108
D791,072 S		7/2017	Hoehn		
D798,808 S	*	10/2017	Ptok	D13/108
D817,268 S	*	5/2018	Symons	D13/108
D833,971 S		11/2018	Yun		
D870,040 S	*	12/2019	Wu	D13/108
D880,419 S		4/2020	Hernandez		

D896,169 S		9/2020	Toth		
D897,282 S	*	9/2020	Ye	D13/107
D908,963 S	*	1/2021	Lambrecht	B26B 21/10 D28/52
D913,222 S	*	3/2021	Albay	D13/108
D916,656 S	*	4/2021	Choe	D27/183
D918,137 S	*	5/2021	Painter	D13/108
D935,448 S	*	11/2021	Lee	D13/108
D937,204 S	*	11/2021	Okai	D13/108
D937,205 S	*	11/2021	Okai	D13/108
D939,439 S		12/2021	Wersland		

(Continued)

OTHER PUBLICATIONS

Amazon.com: PRITECH Hair Trimmer for Women . . . Customer review date of Oct. 14, 2020. Retrieved from the internet at <<https://www.amazon.com/Hair-Clippers-Cordless-Beard-Trimmer/dp/B083TPCMLZ/>>, Jul. 21, 2022. 1 page. (Year: 2020).*

Primary Examiner — Christy Nemeth
(74) *Attorney, Agent, or Firm* — Rumit Ranjit Kanakia

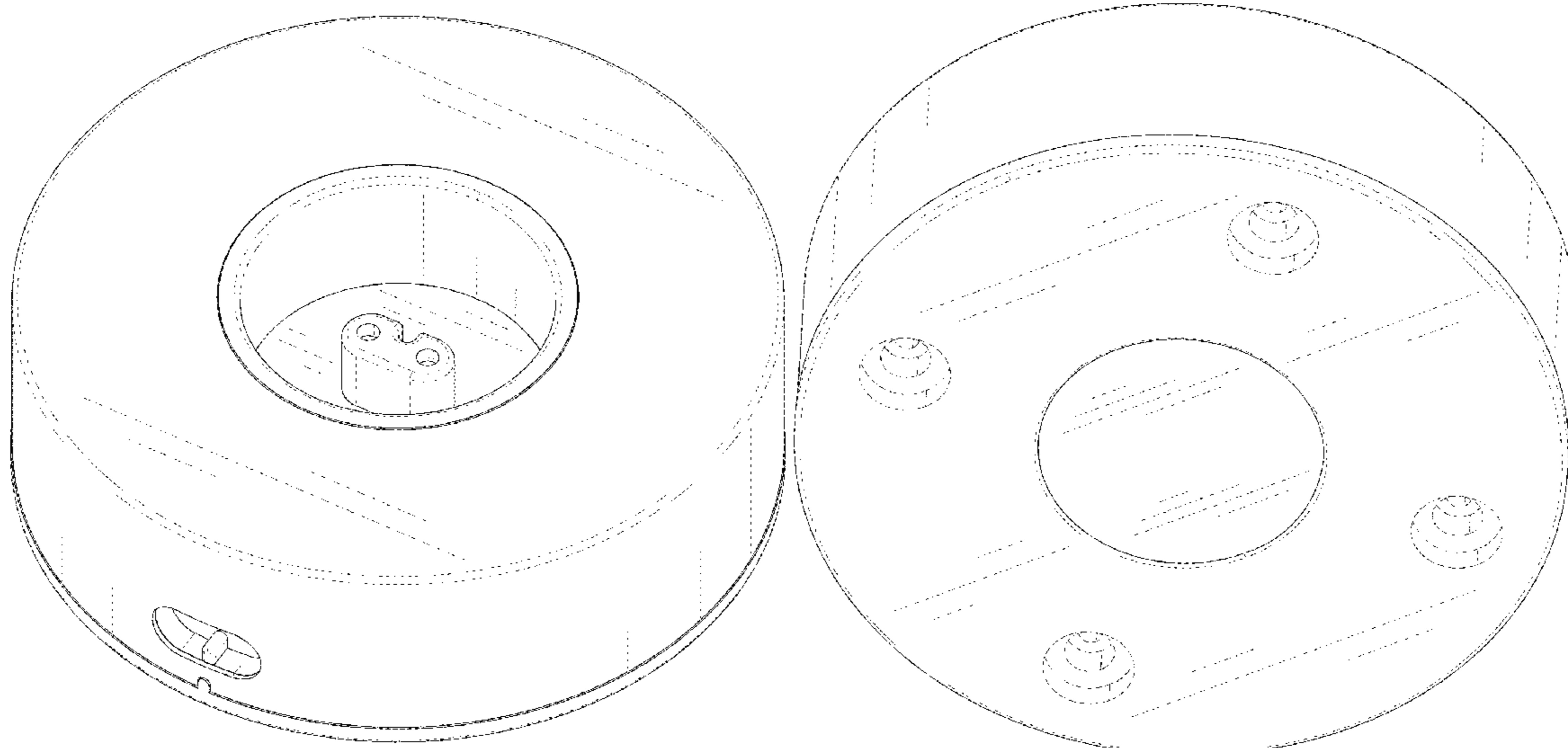
(57) **CLAIM**

The ornamental design for a charging stand, as shown and described.

DESCRIPTION

FIG. 1 is a top perspective view of a charging stand showing my new design;
FIG. 2 is a bottom perspective view thereof;
FIG. 3 is a front elevational view thereof;
FIG. 4 is a rear elevational view thereof;
FIG. 5 is a left side elevation view thereof, the right side elevation view being a mirror image;
FIG. 6 is a top plan view thereof; and,
FIG. 7 is a bottom plan view thereof.
The broken lines in the drawings are for the purpose of illustrating portions of the charging stand that form no part of the claimed design.

1 Claim, 6 Drawing Sheets



(56)

References Cited

U.S. PATENT DOCUMENTS

D947,121 S 3/2022 Natsume
D947,122 S * 3/2022 Dastmalchi D13/108
D948,426 S 4/2022 Liao

* cited by examiner

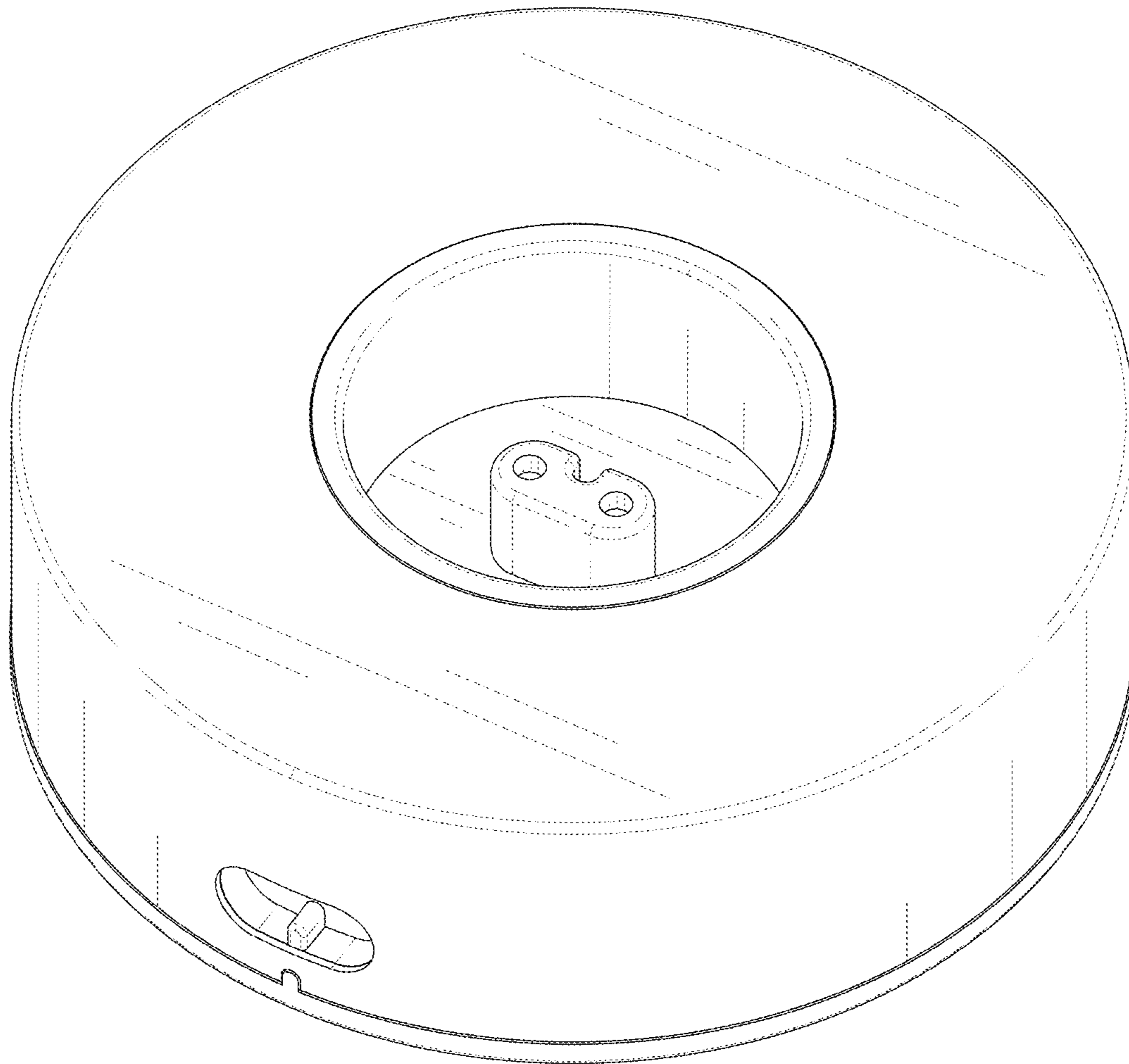


FIG. 1

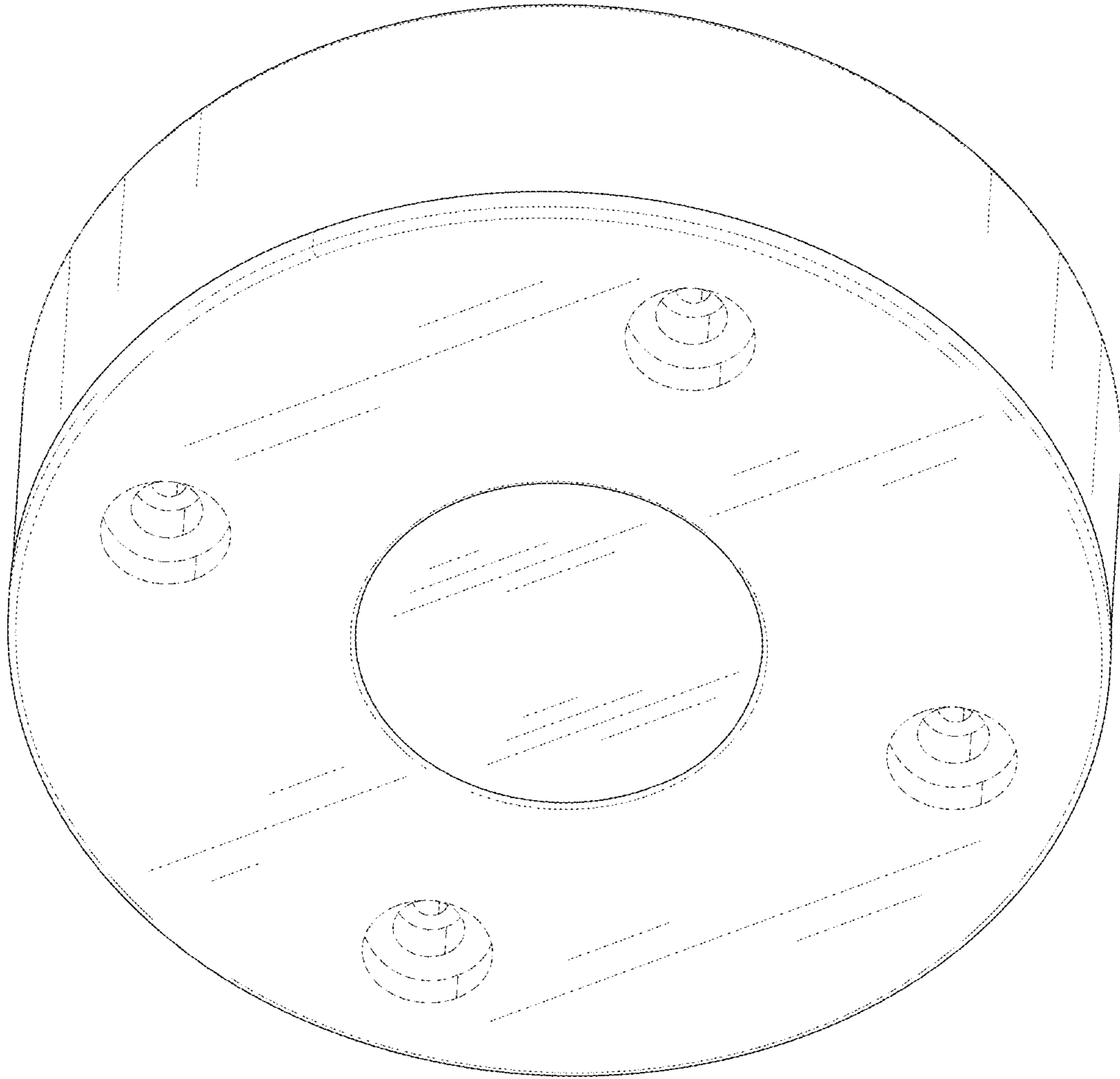


FIG. 2

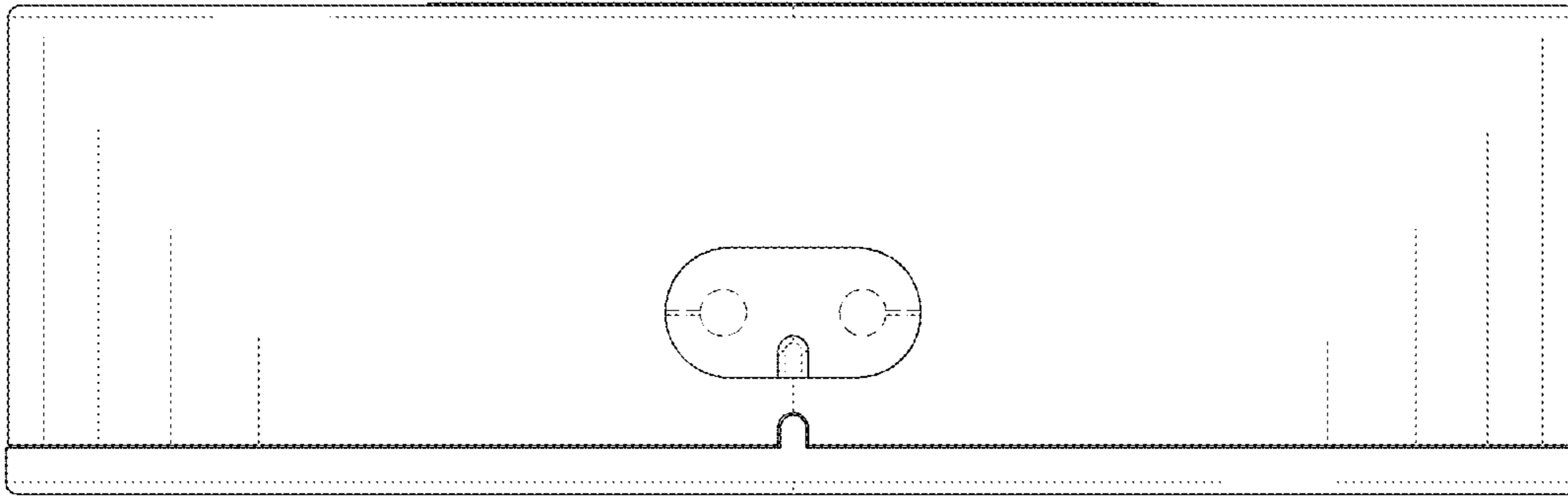


FIG. 3




FIG. 4




FIG. 5

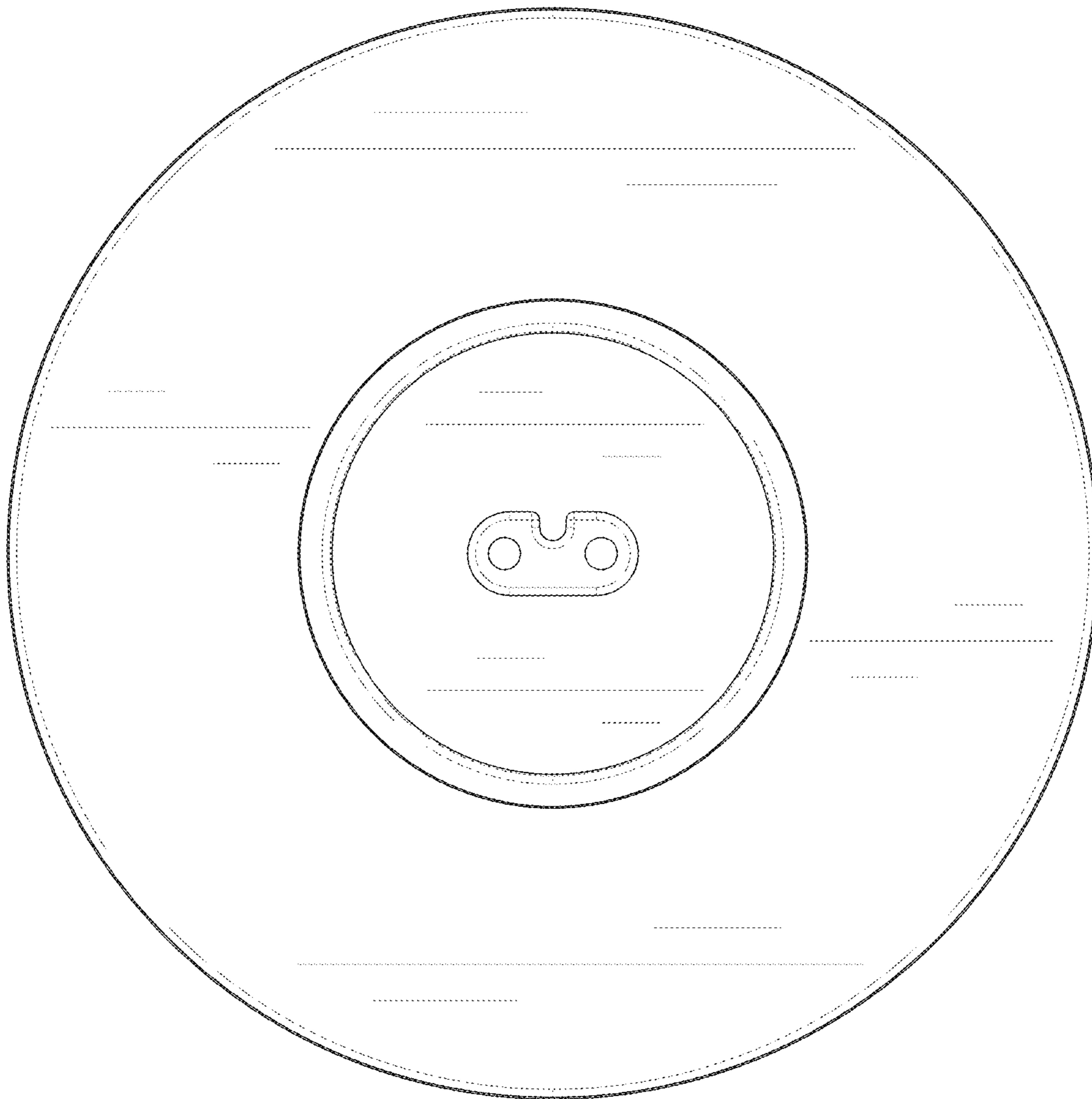


FIG. 6

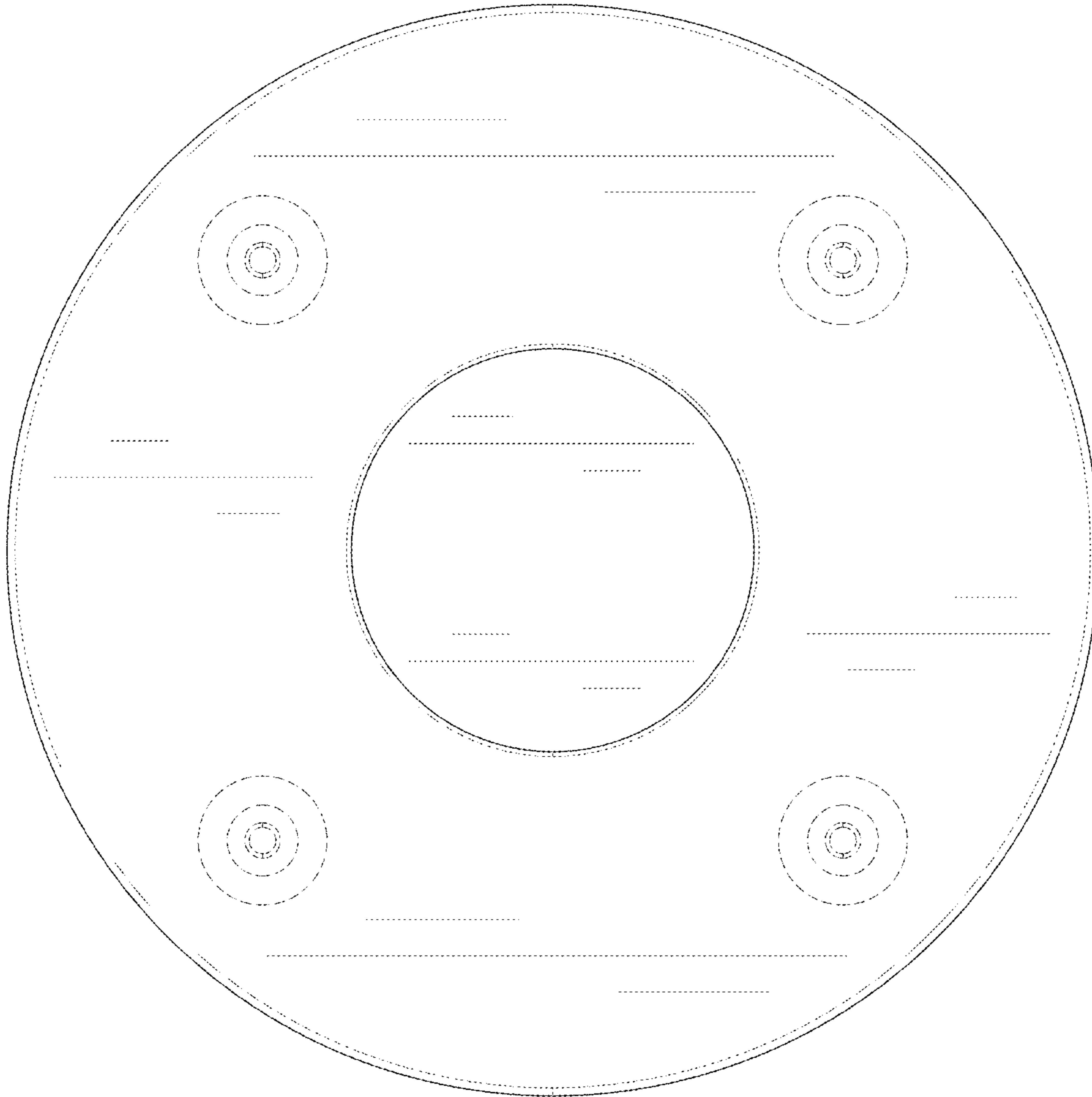


FIG. 7