



US00D965512S

(12) **United States Design Patent**
Liao

(10) **Patent No.:** **US D965,512 S**

(45) **Date of Patent:** **** Oct. 4, 2022**

(54) **BATTERY**

(71) Applicant: **Dongguan Lianguang Electronics Technology CO., LTD.**, Guangdong (CN)

(72) Inventor: **Zhibing Liao**, Dengzhou (CN)

(**) Term: **15 Years**

(21) Appl. No.: **29/776,973**

(22) Filed: **Apr. 1, 2021**

(51) **LOC (13) Cl.** **13-02**

(52) **U.S. Cl.**
USPC **D13/103**

(58) **Field of Classification Search**
USPC D13/102–106, 110, 118–119, 184
CPC . Y02E 60/10; H01M 2220/30; H01M 50/209;
H01M 50/213; H01M 50/183; H01M
50/10; H01M 50/529; H01M 50/531;
H01M 10/0525; H01M 10/0436; H01M
10/052; H01M 10/0565; H01M 10/30;
H01M 10/345; H01M 10/425; H01M
2010/0495; B25F 5/02; B25F 5/00; A61B
2017/00734

See application file for complete search history.

(56) **References Cited**

U.S. PATENT DOCUMENTS

4,175,166 A * 11/1979 Rosansky H01M 50/3425
D13/103
D388,051 S * 12/1997 Harada D13/103

D481,993 S * 11/2003 Searle D13/103
D539,216 S * 3/2007 Hamaguchi D13/103
D577,333 S * 9/2008 Daniel D13/103
D607,402 S * 1/2010 Himeda D13/103
D763,788 S * 8/2016 Bakker D13/103
D844,557 S * 4/2019 Wang D13/103
D921,576 S * 6/2021 Baker D13/103
D941,751 S * 1/2022 Boris D13/103
D942,942 S * 2/2022 Geng D3/294
D942,967 S * 2/2022 Yan D14/218
D944,197 S * 2/2022 Li D14/223

* cited by examiner

Primary Examiner — Nathaniel D. Buckner

(74) *Attorney, Agent, or Firm* — Sandy Lipkin


(57) **CLAIM**

The ornamental design for a battery, as shown and described.

DESCRIPTION

FIG. 1 is a front view of a battery, showing my new design;
FIG. 2 is a top plan view thereof;
FIG. 3 is a bottom plan view thereof;
FIG. 4 is a rear plan view thereof;
FIG. 5 is a left plan view thereof;
FIG. 6 is a right plan view thereof; and,
FIG. 7 is a perspective view thereof.

1 Claim, 7 Drawing Sheets






FIG. 1

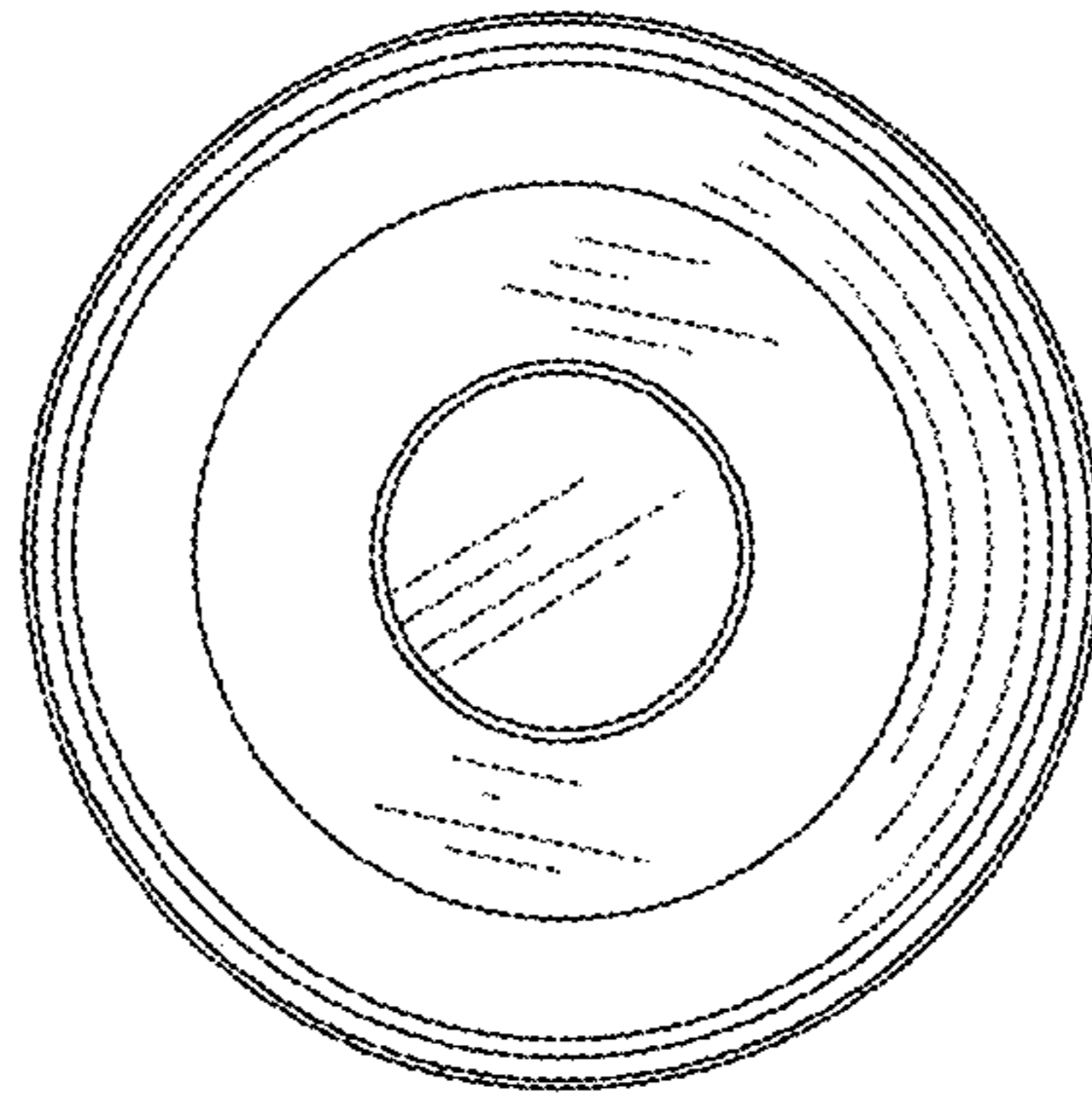


FIG. 2

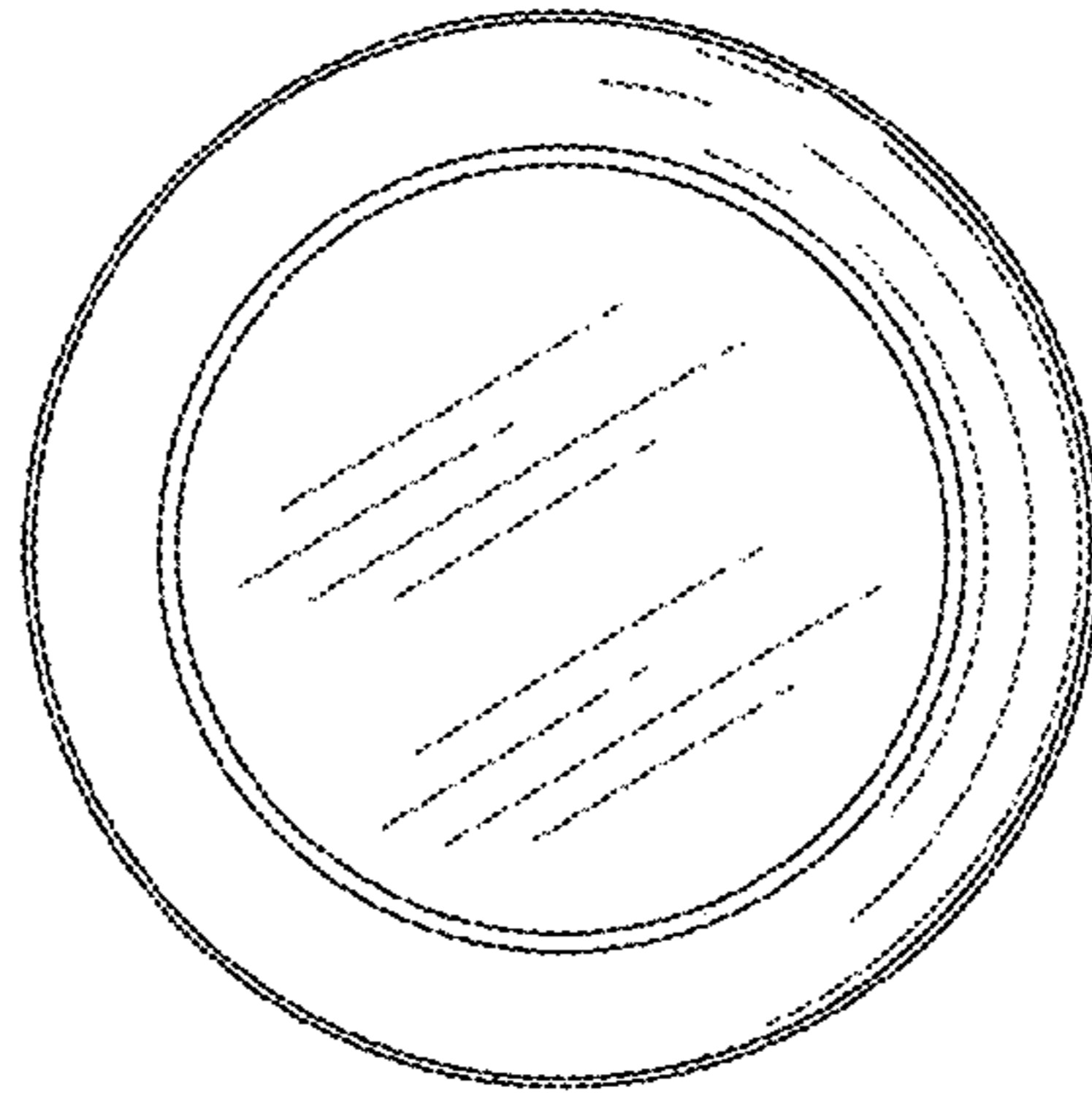


FIG. 3




FIG. 4




FIG. 5




FIG. 6




FIG. 7