

US00D965508S

(12) **United States Design Patent**
Jung et al.

(10) **Patent No.:** **US D965,508 S**

(45) **Date of Patent:** **** Oct. 4, 2022**

(54) **VEHICLE TYRE**

(56) **References Cited**

(71) Applicant: **KUMHO TIRE CO., INC**, Gwangju (KR)

U.S. PATENT DOCUMENTS

(72) Inventors: **Haerim Jung**, Gwangju (KR); **Soomin Kim**, Gwangju (KR)

D740,215 S *	10/2015	Wang	D12/588
D795,173 S *	8/2017	Hayashi	D12/588
D815,589 S *	4/2018	Petr	D12/588
D853,948 S *	7/2019	Wang	D12/900
D864,847 S *	10/2019	Zhang	D12/588
D867,978 S *	11/2019	Davenport	D12/588
D883,191 S *	5/2020	Tanaka	D12/600
D900,722 S *	11/2020	Chu	D12/588
D923,555 S *	6/2021	Haas	D12/521
D948,416 S *	4/2022	Hong	D12/588
2018/0326795 A1 *	11/2018	Pulte, Jr.	B60C 11/24

(**) Term: **15 Years**

(21) Appl. No.: **35/512,810**

(22) Filed: **Apr. 28, 2021**

* cited by examiner

(80) **Hague Agreement Data**

Int. Filing Date: **Apr. 28, 2021**

Int. Reg. No.: **DM/214590**

Int. Reg. Date: **Apr. 28, 2021**

Int. Reg. Pub. Date: **Oct. 29, 2021**

Primary Examiner — John A Voytek

(57) **CLAIM**

The ornamental design for a vehicle tyre, as shown and described.

(51) **LOC (13) Cl.** **12-15**

(52) **U.S. Cl.**
USPC **D12/588**

(58) **Field of Classification Search**
USPC D12/568-605, 900
CPC Y10T 152/10027; B60C 1/0016; B60C 11/0306; B60C 11/0302; B60C 3/06; B60C 9/17

DESCRIPTION

- 1. Vehicle tyre
- 1.1 : Perspective
- 1.2 : Front
- 1.3 : Back
- 1.4 : Top
- 1.5 : Bottom
- 1.6 : Left
- 1.7 : Right

See application file for complete search history.


1 Claim, 7 Drawing Sheets




1.1




1.2




1.3




1.4



1.5



1.6



1.7

