



US00D965499S

(12) **United States Design Patent** (10) **Patent No.:** **US D965,499 S**
Wraith et al. (45) **Date of Patent:** **** Oct. 4, 2022**

(54) **VEHICLE SOFT TOP**

(71) Applicant: **Ford Global Technologies, LLC**,
Dearborn, MI (US)

(72) Inventors: **Paul Wraith**, West Bloomfield, MI (US); **Daniel J. Kangas**, Livonia, MI (US); **Dong H. Park**, Canton, MI (US); **Si Jian Guan**, Southfield, MI (US); **Melissa Coolsaet**, Ferndale, MI (US); **Barbara Whalen**, Beverly Hills, MI (US); **Lindsey Grant**, Ferndale, MI (US); **Susan Lampinen**, Pleasant Ridge, MI (US)

(73) Assignee: **Ford Global Technologies, LLC**,
Dearborn, MI (US)

(**) Term: **15 Years**

(21) Appl. No.: **29/755,775**

(22) Filed: **Oct. 22, 2020**

(51) **LOC (13) Cl.** **12-13**

(52) **U.S. Cl.**
USPC **D12/401**

(58) **Field of Classification Search**
USPC D12/401–405, 181; D6/610, 611, 596,
D6/601–603, 615, 617, 621; D7/332,
D7/334–337

(Continued)

(56) **References Cited**

U.S. PATENT DOCUMENTS

D639,229 S * 6/2011 van Voorst tot Voorst D12/401

D727,243 S * 4/2015 Matsumura D12/401

(Continued)

OTHER PUBLICATIONS

Unknown, Bronco, Filson to Support Forest Firefighters, National Forest Foundation; Reveal Bronco + Filson Wildland Fire Rig

Concept, Oct. 22, 2020 <https://www.at.ford.com/en/homepage/news-and-clipsheet/news/2020/10/bronco--filson-to-support-forest-firefighters-national-forest-f.html>.

(Continued)

Primary Examiner — Katrina A Betton



(57) **CLAIM**

The ornamental design for a vehicle soft top, as shown and described.

DESCRIPTION

FIG. 1 is a front elevational view of a first embodiment of a vehicle soft top, showing our new design; FIG. 2 is a rear elevational view thereof; FIG. 3 is a left side elevational view thereof; FIG. 4 is a right side elevational view thereof; FIG. 5 is a top plan view thereof; FIG. 6 is a top, front and left side perspective view thereof; and FIG. 7 is a top, rear and left side perspective view thereof. FIG. 8 is a front elevational view of a second embodiment of a vehicle soft top, showing our new design; FIG. 9 is a rear elevational view thereof; FIG. 10 is a left side elevational view thereof; FIG. 11 is a right side elevational view thereof; FIG. 12 is a top plan view thereof; FIG. 13 is a top, front and left side perspective view thereof; and FIG. 14 is a top, rear and left side perspective view thereof. FIG. 15 is a front elevational view of a third embodiment of a vehicle soft top, showing our new design; FIG. 16 is a rear elevational view thereof; FIG. 17 is a left side elevational view thereof; FIG. 18 is a right side elevational view thereof; FIG. 19 is a top plan view thereof; FIG. 20 is a top, front and left side perspective view thereof; and, FIG. 21 is a top, rear and left side perspective view thereof.

(Continued)



The claimed design is indicated by the relatively dark portions in the figures. The de-emphasized and relatively light portions form no part of the claimed design.

1 Claim, 21 Drawing Sheets

(58) **Field of Classification Search**

CPC ... B60J 7/19; B60J 7/0435; B60J 7/024; B60J 11/04; B60J 1/2091; E04H 15/08

See application file for complete search history.

(56) **References Cited**

U.S. PATENT DOCUMENTS

| | | | | |
|-----------------|---------|--------------|-------|-----------|
| D776,601 S * | 1/2017 | McDonald, II | | D12/401 |
| D832,185 S * | 10/2018 | McIntire | | D12/401 |
| D841,563 S * | 2/2019 | Beckles | | D12/401 |
| D847,078 S * | 4/2019 | Rolfs | | D12/401 |
| D847,079 S * | 4/2019 | Nightingale | | D12/401 |
| D859,281 S * | 9/2019 | McDonald, II | | D12/401 |
| D859,282 S * | 9/2019 | Dowdey | | D12/401 |
| D863,197 S * | 10/2019 | Gordon | | D12/401 |
| 10,556,489 B2 * | 2/2020 | Lewis | | B60J 7/11 |
| D947,096 S * | 3/2022 | Rudolph | | D12/401 |

OTHER PUBLICATIONS

Unknown, Bronco, The Bronco + Filson Wildland Fire Rig concept vehicle, Oct. 22, 2020 <https://www.facebook.com/ford/posts/10158544622975049>.

* cited by examiner




Fig. 1



Fig. 2




Fig. 3





Fig. 4

Fig. 5






Fig. 6

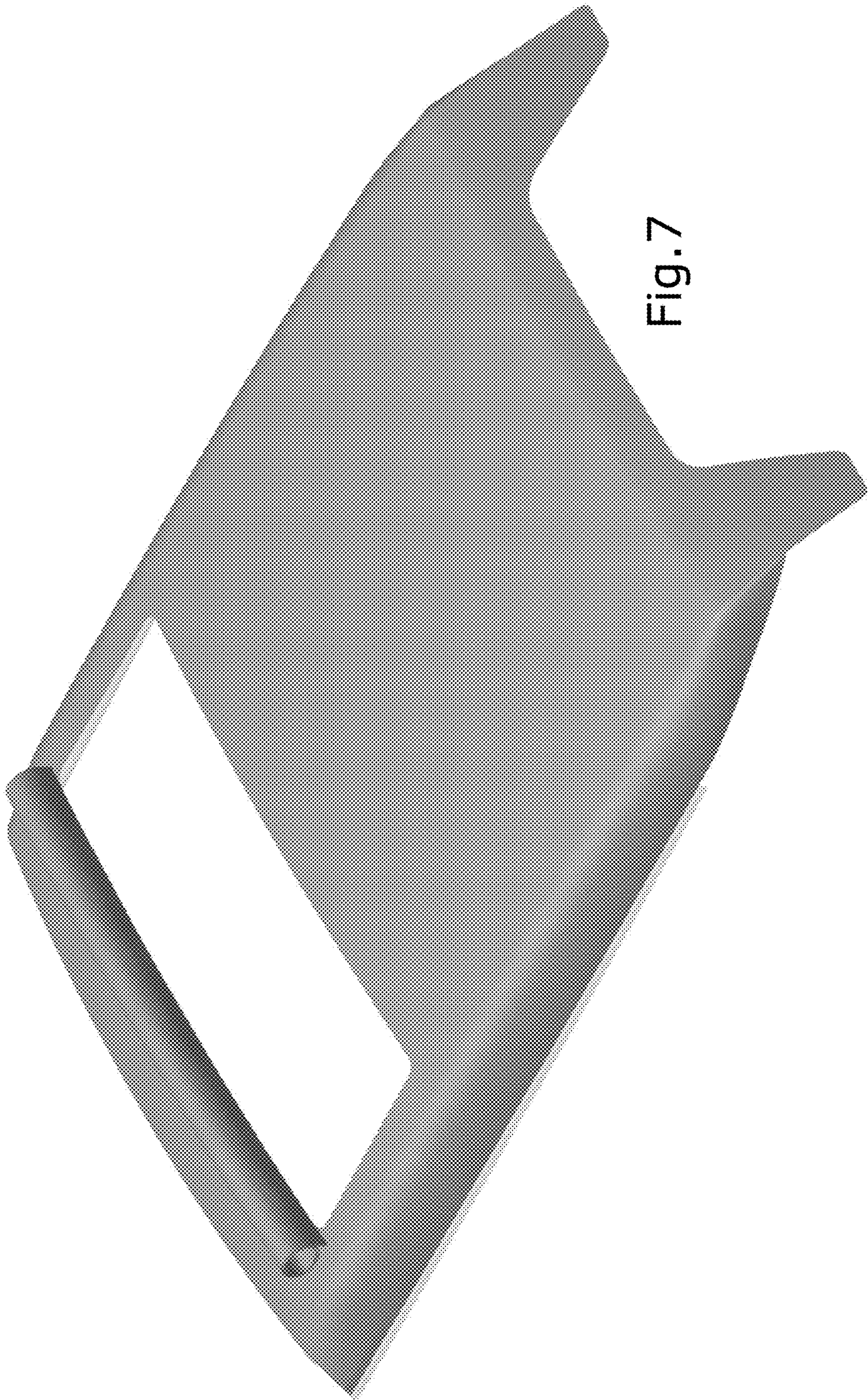


Fig. 7




Fig. 8




Fig. 9




Fig. 10




Fig. 11

Fig. 12






Fig. 13

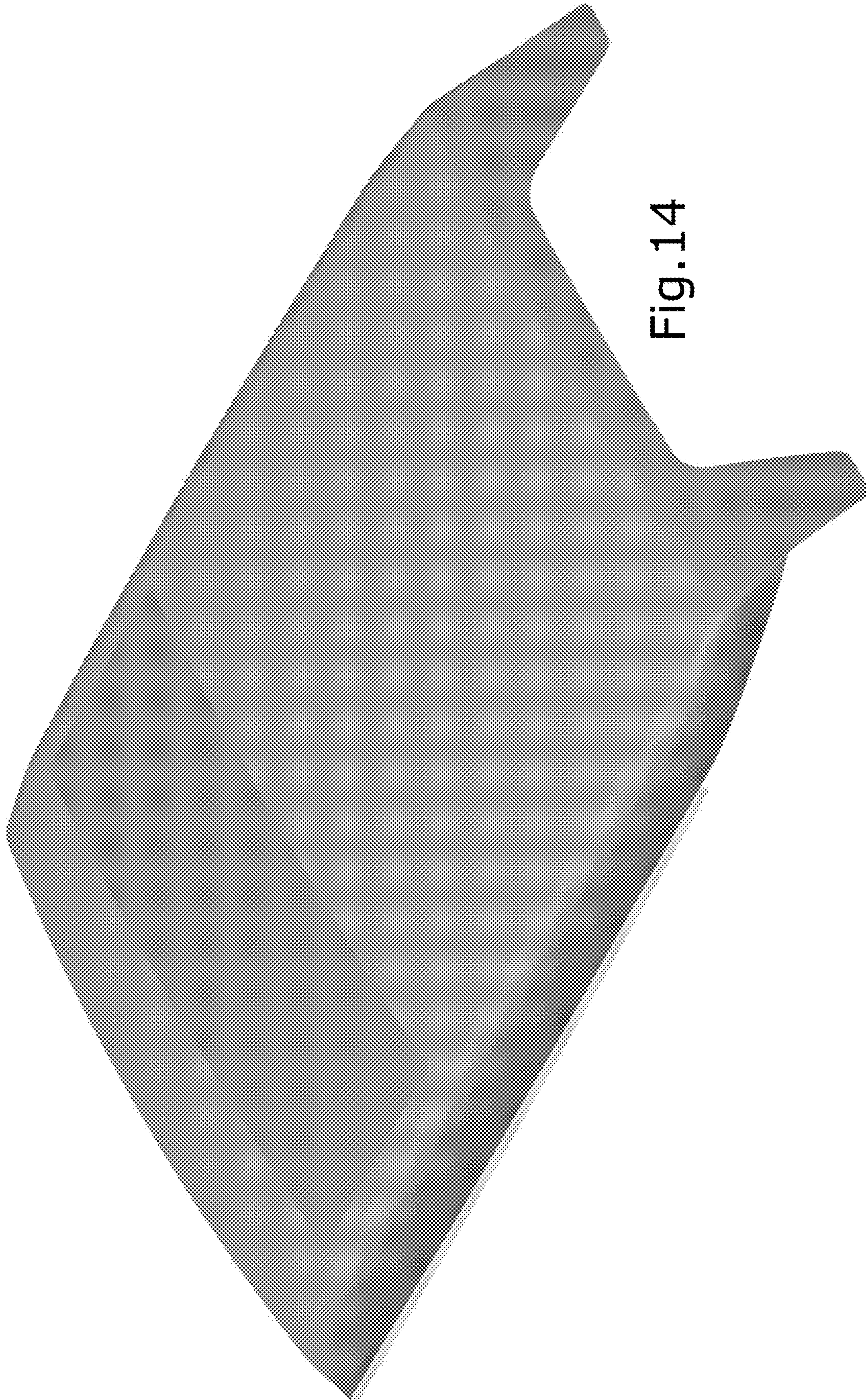


Fig. 14




Fig. 15




Fig. 16




Fig. 17




Fig. 18

Fig. 19






Fig. 20

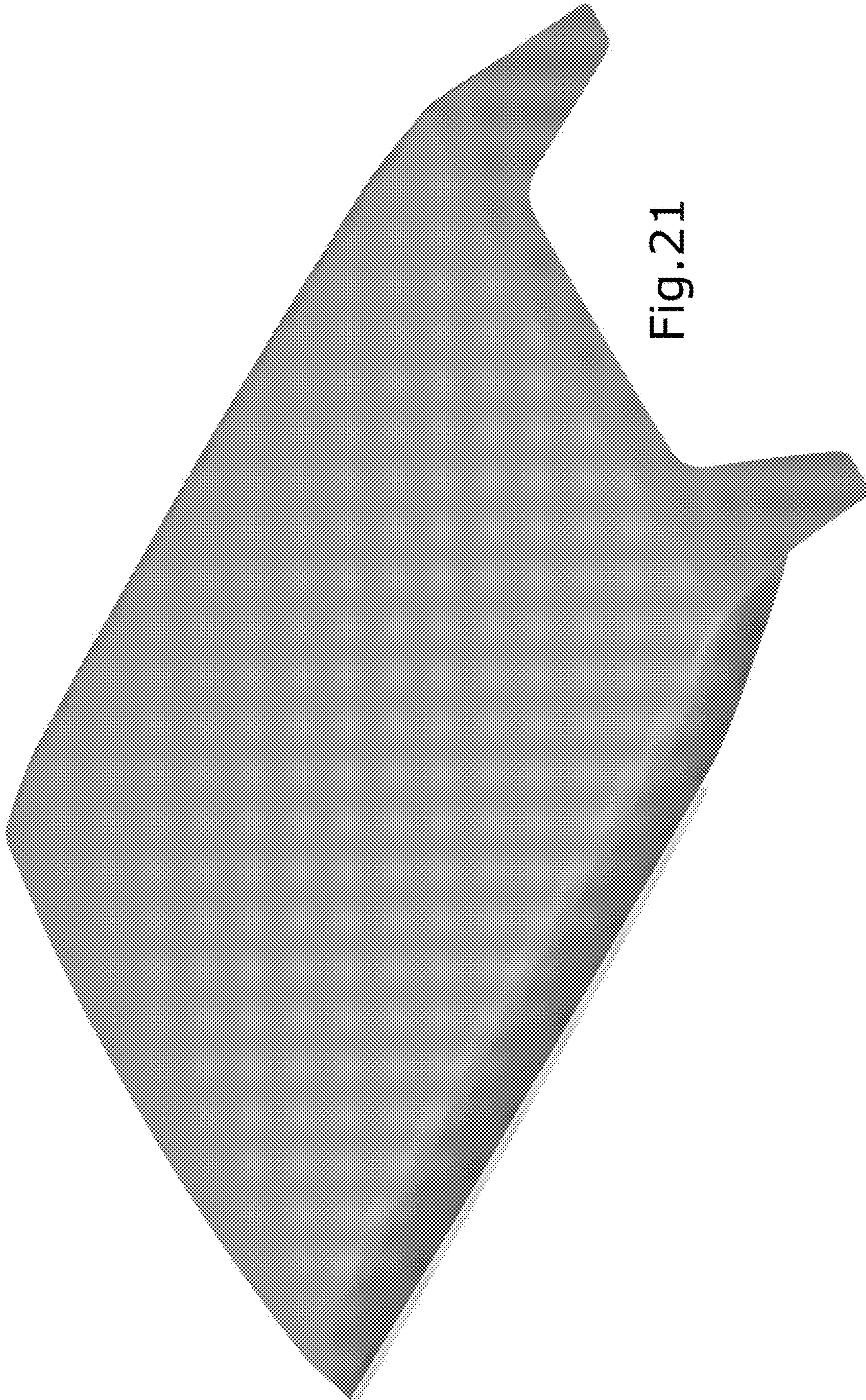


Fig. 21