



US00D965486S

(12) **United States Design Patent** (10) **Patent No.:** **US D965,486 S**
Ohkoshi et al. (45) **Date of Patent:** **** Oct. 4, 2022**

(54) **FRONT BUMPER FOR AN AUTOMOBILE**

(71) Applicant: **Nissan Motor Co., Ltd.**, Kanagawa (JP)

(72) Inventors: **Naoyuki Ohkoshi**, Kanagawa (JP);
Tsuyoshi Kawashima, Kanagawa (JP);
Yuta Oki, Kanagawa (JP)

(73) Assignee: **Nissan Motor Co., Ltd.**, Yokohama (JP)

(**) Term: **15 Years**

(21) Appl. No.: **29/749,601**

(22) Filed: **Sep. 8, 2020**

(30) **Foreign Application Priority Data**

Mar. 9, 2020 (JP) 2020-004681

(51) **LOC (13) Cl.** **12-16**

(52) **U.S. Cl.**
USPC **D12/169**

(58) **Field of Classification Search**
USPC D12/169, 163, 196, 86, 90-92;
296/180.1, 180.2; 293/102, 113, 115,
293/117, 120
CPC B60R 2019/25; B62D 25/084
See application file for complete search history.

(56) **References Cited**

U.S. PATENT DOCUMENTS

D752,486 S * 3/2016 Sperling D12/169
D754,577 S * 4/2016 Kubo et al. D12/169
D760,131 S * 6/2016 Kanno et al. D12/169
D786,744 S * 5/2017 Nurnberger et al. D12/169
D803,110 S * 11/2017 Seo D12/169
D814,989 S * 8/2018 Ino et al. D12/169
D824,820 S * 8/2018 Nakamura et al. D12/169

D825,410 S * 8/2018 Nakamura et al. D12/169
D826,109 S * 8/2018 Kuwahara D12/169
D829,616 S * 10/2018 Fuchino D12/169
D830,921 S * 10/2018 Zhang et al. D12/169
D841,533 S * 2/2019 Imai D12/169
D856,221 S * 8/2019 Sakaue D12/169
D940,019 S * 1/2022 Kubo et al. D12/169

FOREIGN PATENT DOCUMENTS

JP D1145467 S 7/2002
JP D1193127 S 12/2003
JP D1266541 S 3/2006
JP D1361234 S 6/2009
JP D1321451 S 9/2009

(Continued)

Primary Examiner — Melody N Brown

(74) *Attorney, Agent, or Firm* — Global IP Counselors, LLP

(57) **CLAIM**

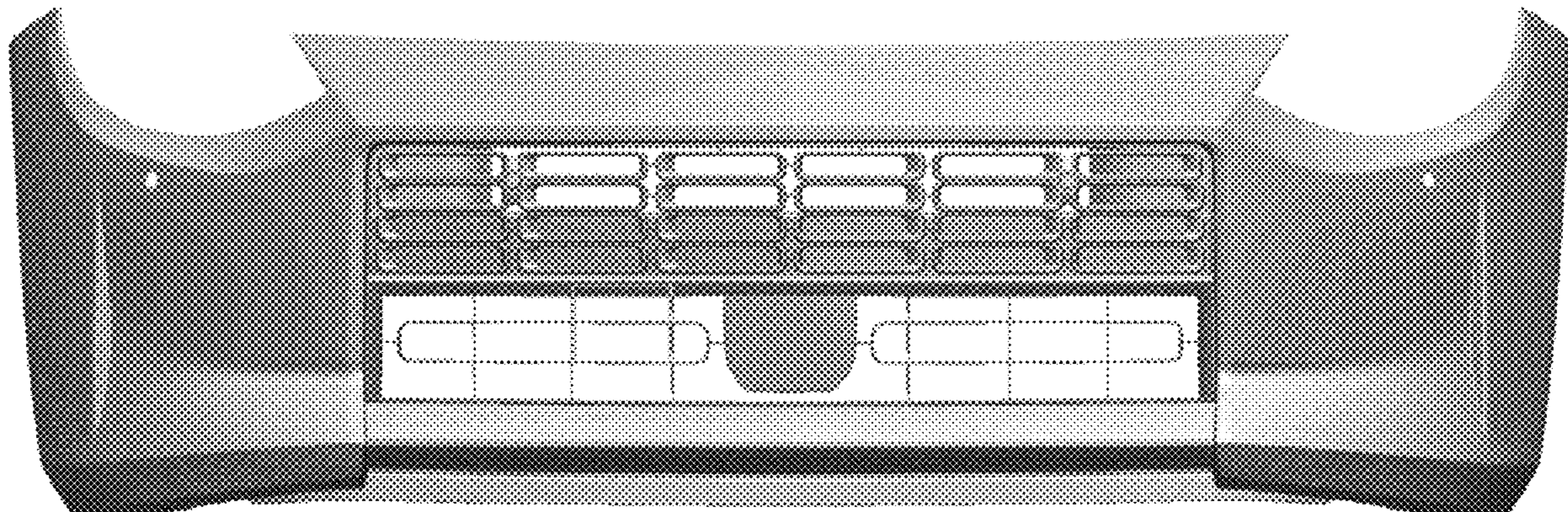
The ornamental design for a front bumper for an automobile, as shown and described.

DESCRIPTION

FIG. 1 is a top, front and right side perspective view of a front bumper for an automobile showing my new design; FIG. 2 is a top, front and left side perspective view thereof; FIG. 3 is a front elevational view thereof; FIG. 4 is a top plan view thereof; FIG. 5 is a bottom plan view thereof; FIG. 6 is a right side elevational view thereof; and, FIG. 7 is a left side elevational view thereof.

The rear view of the front bumper forms no part of the claimed design. The inside surfaces and mounting surfaces of the front bumper, shown in broken lines in FIGS. 1-7, form no part of the claimed design since these surfaces are hidden when the front bumper is mounted to the automobile.

1 Claim, 7 Drawing Sheets



(56)

References Cited

FOREIGN PATENT DOCUMENTS

JP D1387395 S 5/2010
 JP D1389323 S 6/2010
 JP D1414594 S 5/2011
 JP D1434616 S 2/2012
 JP D1435635 S 3/2012
 JP D1435326 S 6/2012
 JP D1447111 S 7/2012
 JP D1447177 S 7/2012
 JP D1457890 S 12/2012
 JP D1475447 S 7/2013
 JP D1479243 S 9/2013
 JP D1510471 S 11/2014
 JP D1518119 S 2/2015
 JP D1518518 S 3/2015
 JP D1518756 S 3/2015
 JP D1519224 S 3/2015
 JP D1545655 S 3/2016

JP D1545657 S 3/2016
 JP D1549996 S 5/2016
 JP D1564246 S 11/2016
 JP D1556094 S 1/2017
 JP D1575608 S 5/2017
 JP D1582406 S 10/2017
 JP D1582408 S 10/2017
 JP D1571216 S 2/2018
 JP D1630586 S 5/2019
 JP D1580195 S 6/2019
 JP D1644900 S 11/2019
 JP D1649386 S 1/2020
 JP D1650793 S 1/2020
 JP D1650867 S 1/2020
 JP D1650868 S 1/2020
 JP D1665199 S 8/2020
 JP D1670000 S 10/2020
 JP D1670797 S 10/2020
 JP D1657998 S 4/2021
 JP D1657880 S 10/2021

* cited by examiner

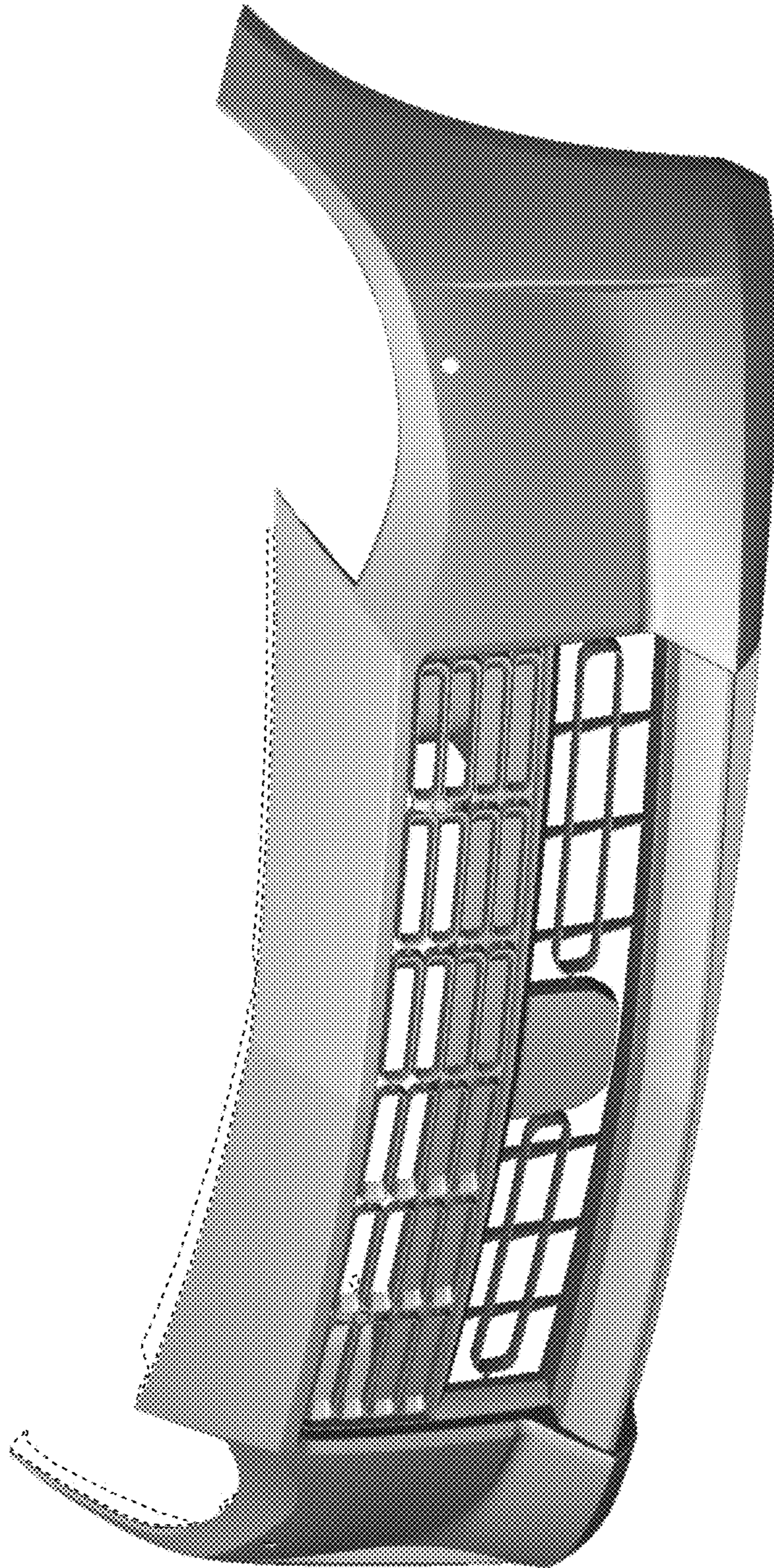


FIG. 1

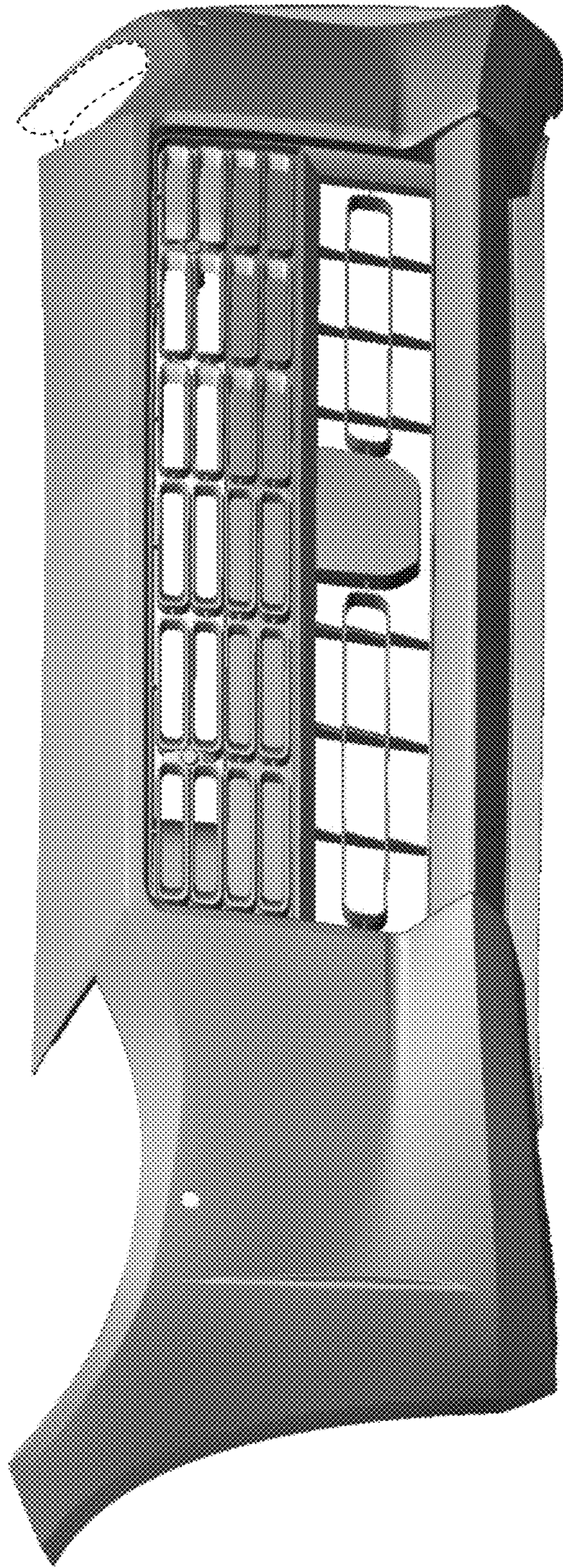


FIG. 2

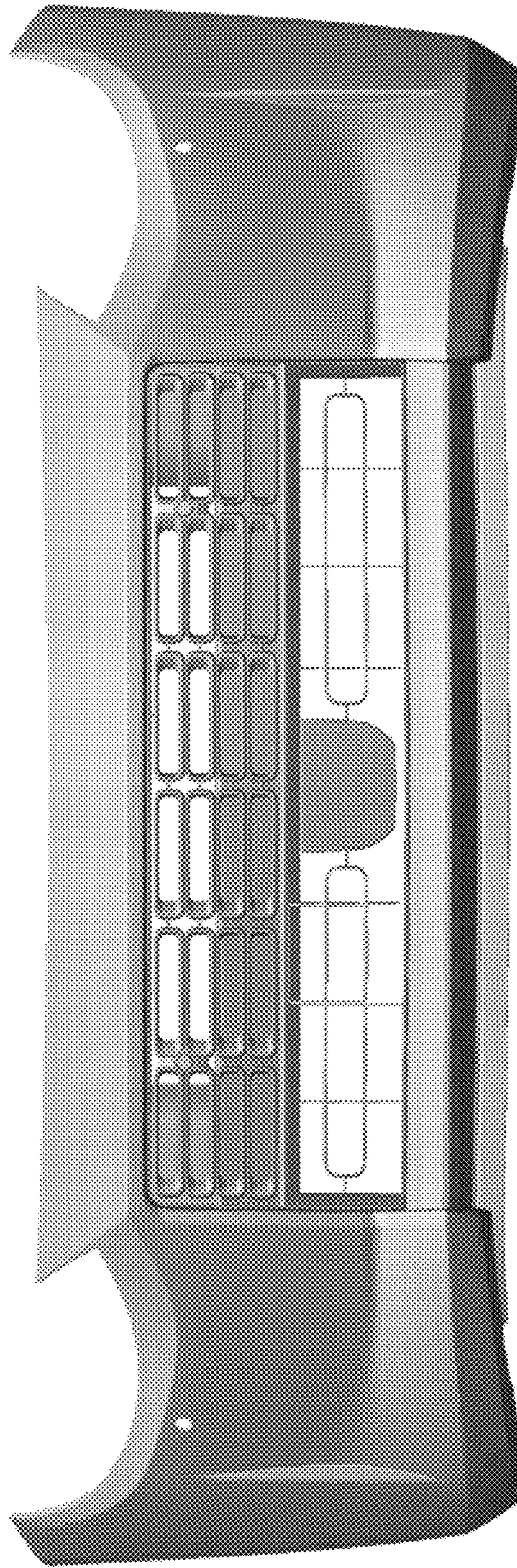


FIG. 3

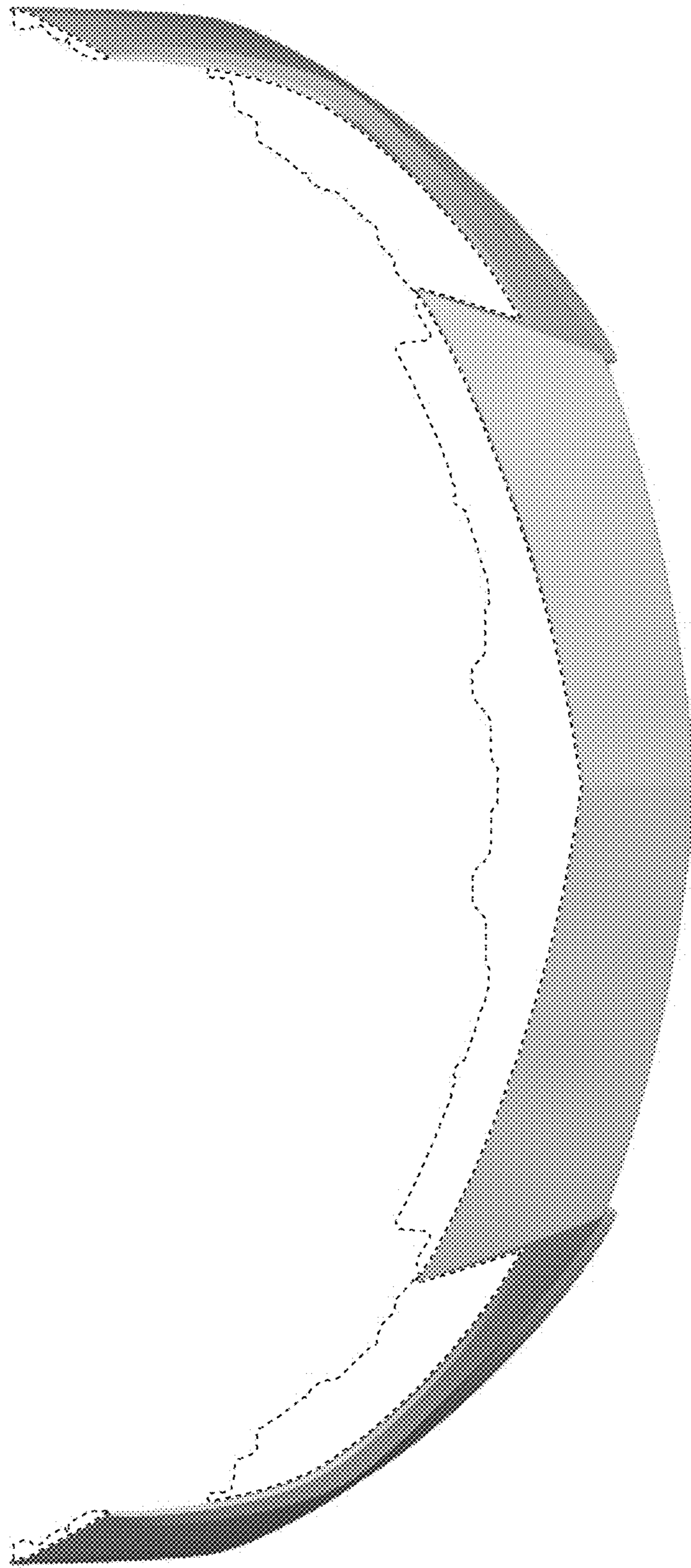


FIG. 4

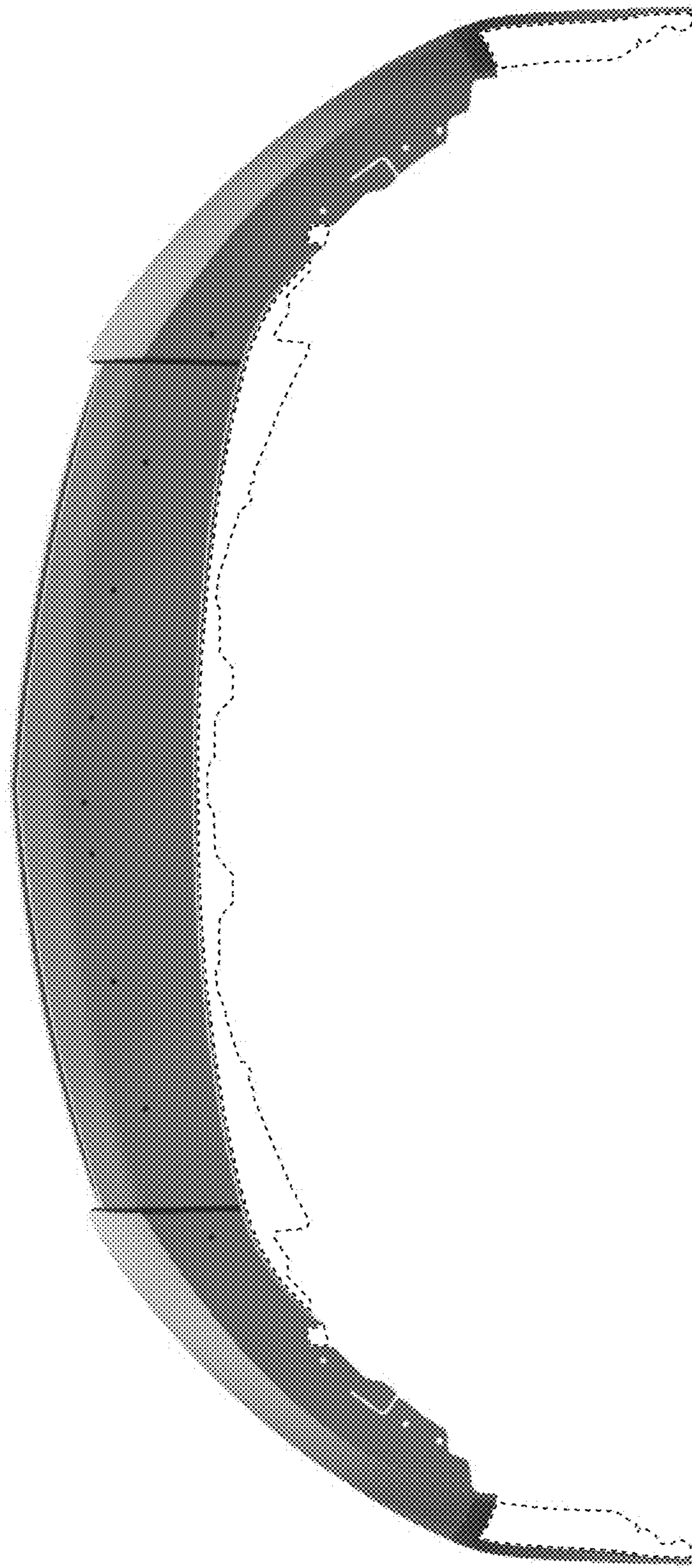


FIG. 5




FIG. 6

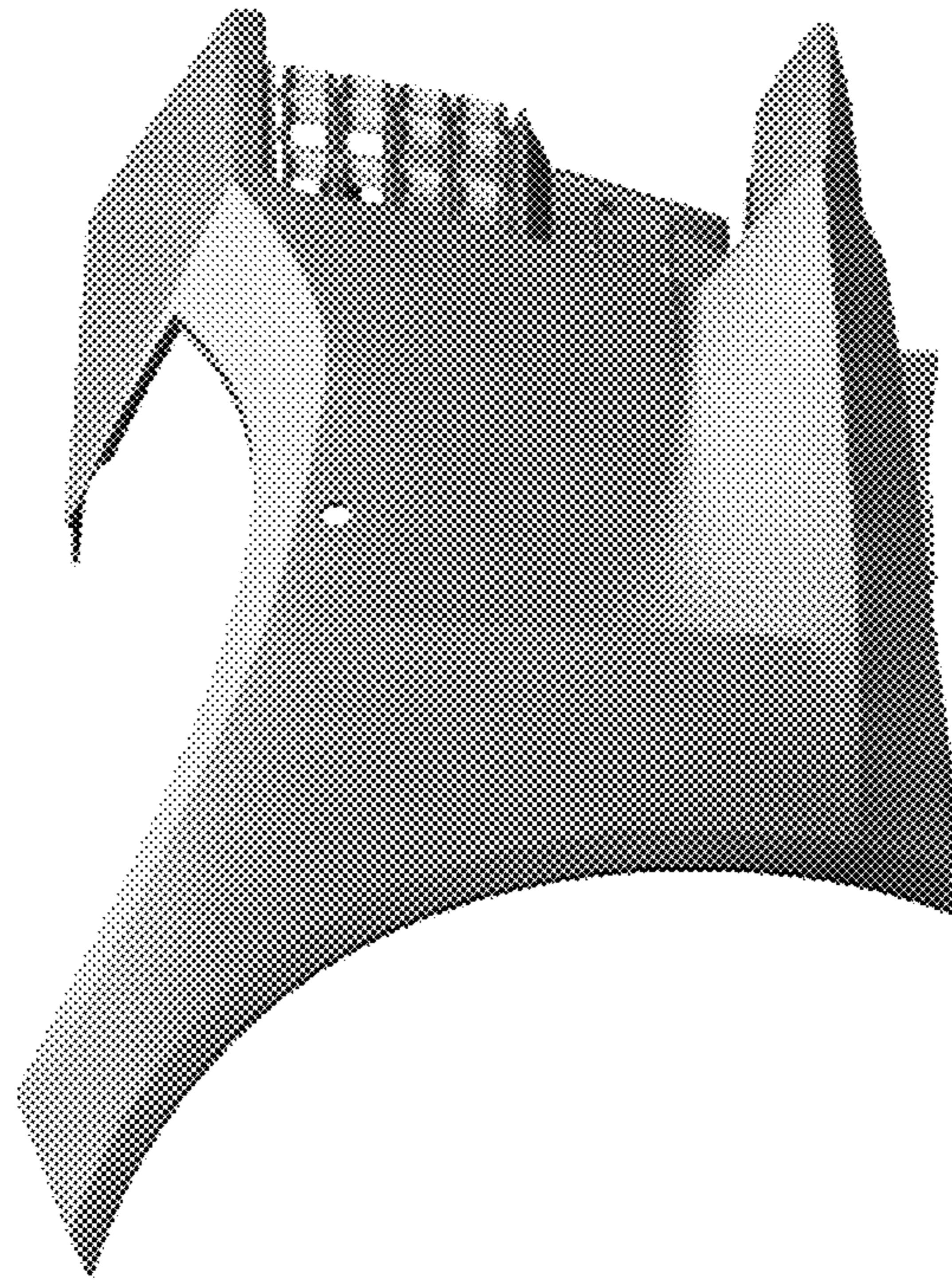


FIG. 7