



US00D965483S

(12) **United States Design Patent** (10) **Patent No.:** **US D965,483 S**
Egan et al. (45) **Date of Patent:** **** Oct. 4, 2022**

(54) **VEHICLE REAR END**
(71) Applicant: **Jaguar Land Rover Limited**, Coventry (GB)
(72) Inventors: **Robert Egan**, Coventry (GB); **Tom Buttigieg**, Coventry (GB)
(73) Assignee: **Jaguar Land Rover Limited**, Whitley Coventry (GB)
(**) Term: **15 Years**
(21) Appl. No.: **29/740,768**
(22) Filed: **Jul. 7, 2020**

Related U.S. Application Data

(62) Division of application No. 29/687,078, filed on Apr. 10, 2019, now Pat. No. Des. 889,318, which is a division of application No. 29/642,057, filed on Mar. 27, 2018, now Pat. No. Des. 849,600.

Foreign Application Priority Data

Oct. 3, 2017 (EM) 004383131

(51) **LOC (13) Cl.** **12-16**
(52) **U.S. Cl.**
USPC **D12/164**
(58) **Field of Classification Search**
USPC D12/86, 90-92, 164; D21/433, 434, D21/531-535; 296/181.1-181.5, 183.1
CPC B62D 25/00; B62D 25/06; B62D 33/00; B62D 35/00
See application file for complete search history.

References Cited

U.S. PATENT DOCUMENTS

D718,188 S * 11/2014 Wheel D12/91
D735,610 S * 8/2015 Wheel D12/91

D750,531 S * 3/2016 Watkins D12/91
D750,532 S * 3/2016 Frascella D12/91
D774,417 S * 12/2016 Watkins D12/91
D805,959 S * 12/2017 Wheel D12/91
D805,960 S * 12/2017 Wheel D12/91
D807,228 S * 1/2018 Woolley D12/91
D817,817 S * 5/2018 Frascella D12/91
D818,399 S * 5/2018 Frascella D12/91
D834,450 S * 11/2018 Hill D12/91
D849,600 S * 5/2019 Egan D12/91
D876,292 S * 2/2020 Battams D12/164
D878,975 S * 3/2020 Pollard D12/164
D889,318 S * 7/2020 Egan D12/91
D920,164 S * 5/2021 Frascella D12/92

* cited by examiner

Primary Examiner — Melody N Brown
(74) *Attorney, Agent, or Firm* — Wood Herron & Evans LLP

(57) **CLAIM**


The ornamental design for a vehicle rear end, as shown and described.

DESCRIPTION

FIG. 1 is a right, front perspective view of a vehicle rear end showing our new design;
FIG. 2 is a left, front perspective view thereof;
FIG. 3 is a left, rear perspective view thereof;
FIG. 4 is a right, rear perspective view thereof;
FIG. 5 is a front view thereof;
FIG. 6 is a right side view thereof;
FIG. 7 is a left side view thereof; and,
FIG. 8 is a top view thereof.

The portion of the vehicle shown in a de-emphasized and halftone form surrounded by broken lines that represent a boundary are for environmental and illustrative purposes that do not form no part of the claimed design.

1 Claim, 8 Drawing Sheets






FIG. 1




FIG. 2

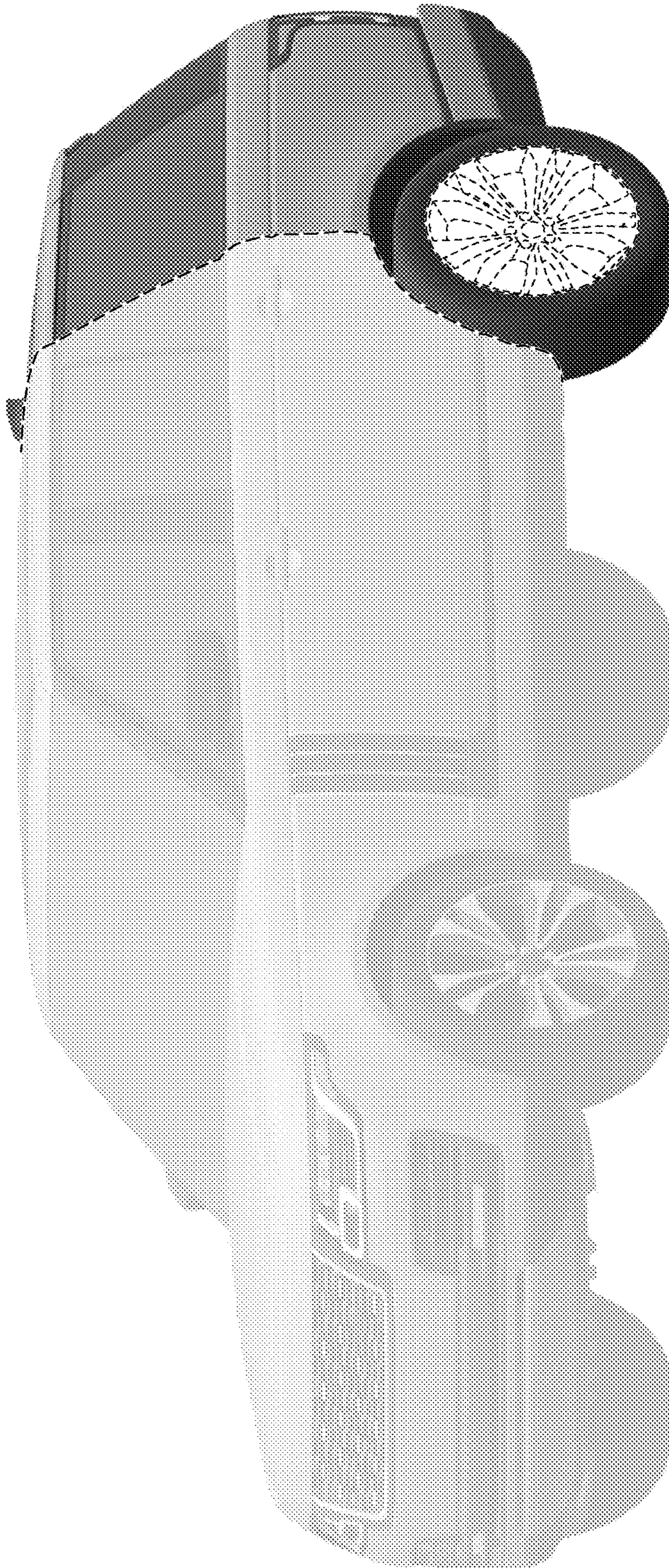


FIG. 3

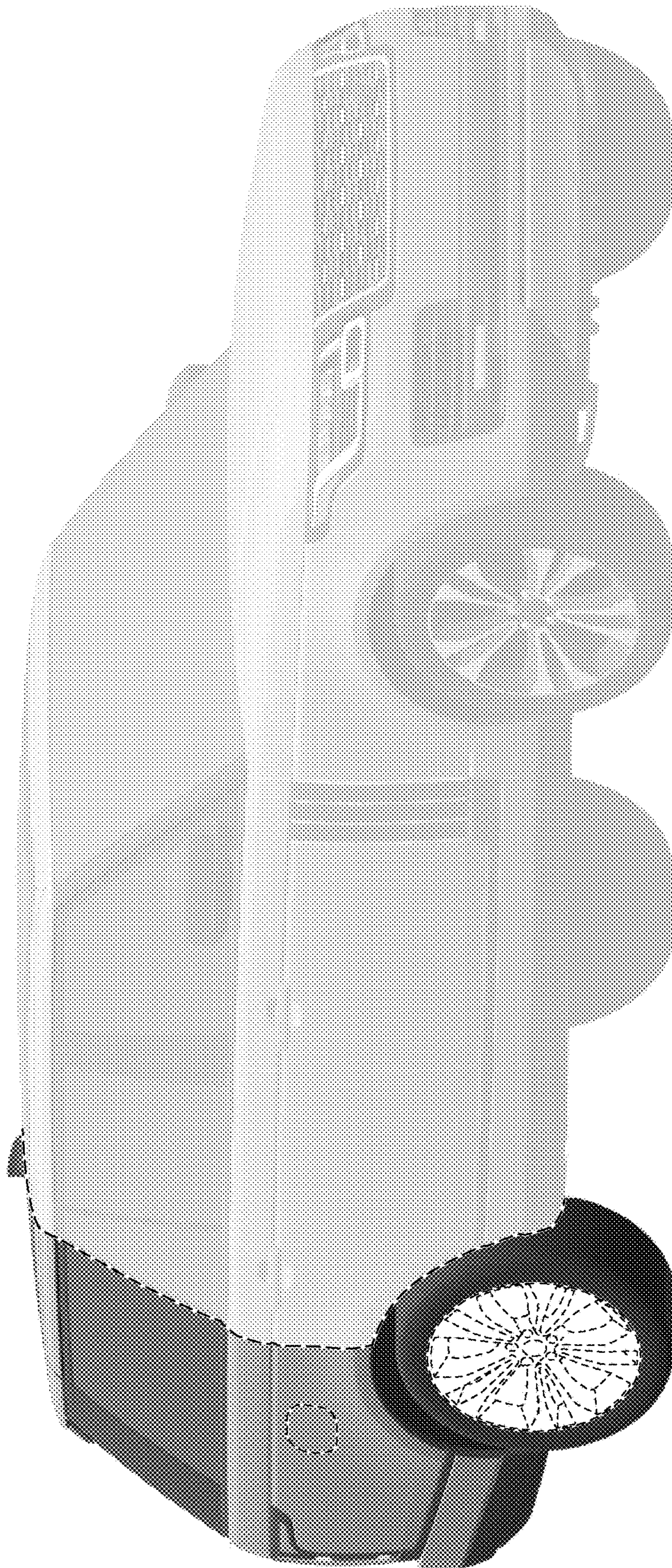


FIG. 4

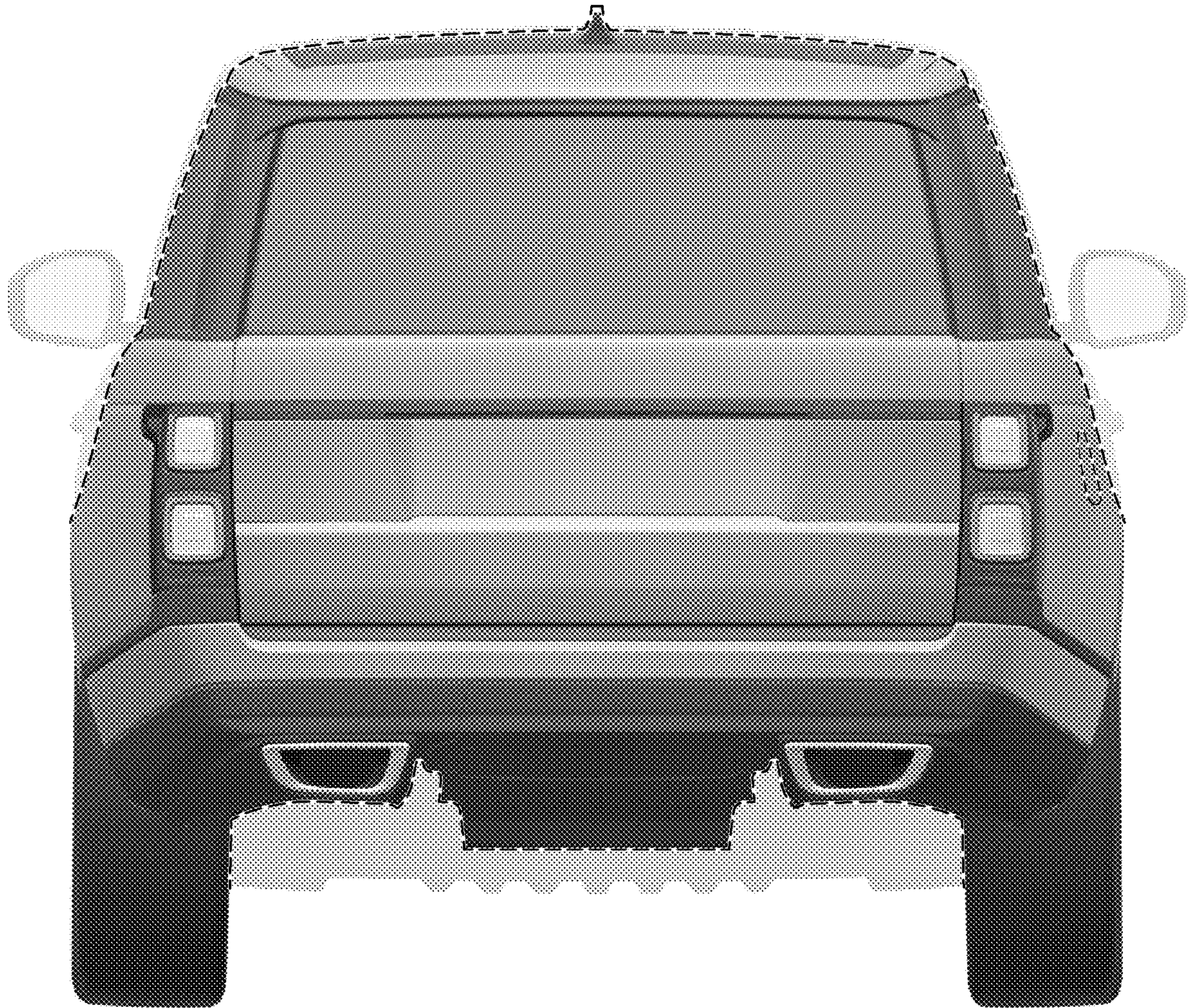


FIG. 5



FIG. 6




FIG. 7



FIG. 8

UNITED STATES PATENT AND TRADEMARK OFFICE
CERTIFICATE OF CORRECTION

PATENT NO. : D965,483 S
APPLICATION NO. : 29/740768
DATED : October 4, 2022
INVENTOR(S) : Robert Egan and Tom Buttigieg

Page 1 of 1

It is certified that error appears in the above-identified patent and that said Letters Patent is hereby corrected as shown below:

On the Title Page

Column 2, under Description, "The portion of the vehicle shown in a de-emphasized and halftone form surrounded by broken lines that represent a boundary are for environmental and illustrative purposes that do not form no part of the claimed design." Should read --The portions of the vehicle shown in a de-emphasized and halftone form surrounded by broken lines that represent a boundary are for environmental and illustrative purposes and form no part of the claimed design.--

Signed and Sealed this
Thirteenth Day of December, 2022
Katherine Kelly Vidal

Katherine Kelly Vidal
Director of the United States Patent and Trademark Office