



US00D965423S

(12) **United States Design Patent** (10) **Patent No.:** **US D965,423 S**
Skvorecz (45) **Date of Patent:** **** Oct. 4, 2022**

(54) **CLAMPING HANDLE**

FOREIGN PATENT DOCUMENTS

(71) Applicant: **Robert J. Skvorecz**, Kinnelon, NJ (US)

CN 114052483 A * 2/2022 A47J 36/34

(72) Inventor: **Robert J. Skvorecz**, Kinnelon, NJ (US)

OTHER PUBLICATIONS

(**) Term: **15 Years**

Broil King 62602 Professional Rib & Roast Rack, Stainless Steel, Google.com, [online], [site visited Jun. 28, 2022], Available from internet URL: https://www.toolboxsupply.com/products/broil-king-62602-professional-rib-roast-rack-stainless-steel?utm_source=google&utm_medium (Year: NA).*

(21) Appl. No.: **29/747,579**

(22) Filed: **Aug. 24, 2020**

Related U.S. Application Data

(63) Continuation-in-part of application No. 16/985,272, filed on Aug. 5, 2020.

(51) **LOC (13) Cl.** **08-08**

(52) **U.S. Cl.**
USPC **D8/396**

(58) **Field of Classification Search**
USPC D8/383, 73, 16, 396, 395, 394, 72, 382, D8/352, 349, 323, 306, 325; D10/31, 33, D10/38; D16/245, 242

CPC A47J 47/14; A47J 36/2405; A47J 47/02; A47J 45/07; A47J 37/0694; A47J 36/34

See application file for complete search history.

* cited by examiner

Primary Examiner — Omeed Agilee

Assistant Examiner — Rozita Mozaffarian

(74) *Attorney, Agent, or Firm* — Michael J. Feigin, Esq.; Feigin and Fridman LLC

(57) **CLAIM**

The ornamental design for a clamping handle, as shown and described.

DESCRIPTION

FIG. 1 shows a top and side perspective view of a clamping handle.

FIG. 2 shows a bottom and side perspective thereof.

FIG. 3 shows a top view thereof.

FIG. 4 shows a bottom view thereof.

FIG. 5 shows a side view thereof, the opposite side view being a mirror image thereof.

FIG. 6 shows a second side view thereof; and,

FIG. 7 shows an opposite side view of FIG. 6, thereof.

The broken line is for the purpose of illustrating portions of the article and form no part of the claimed design.

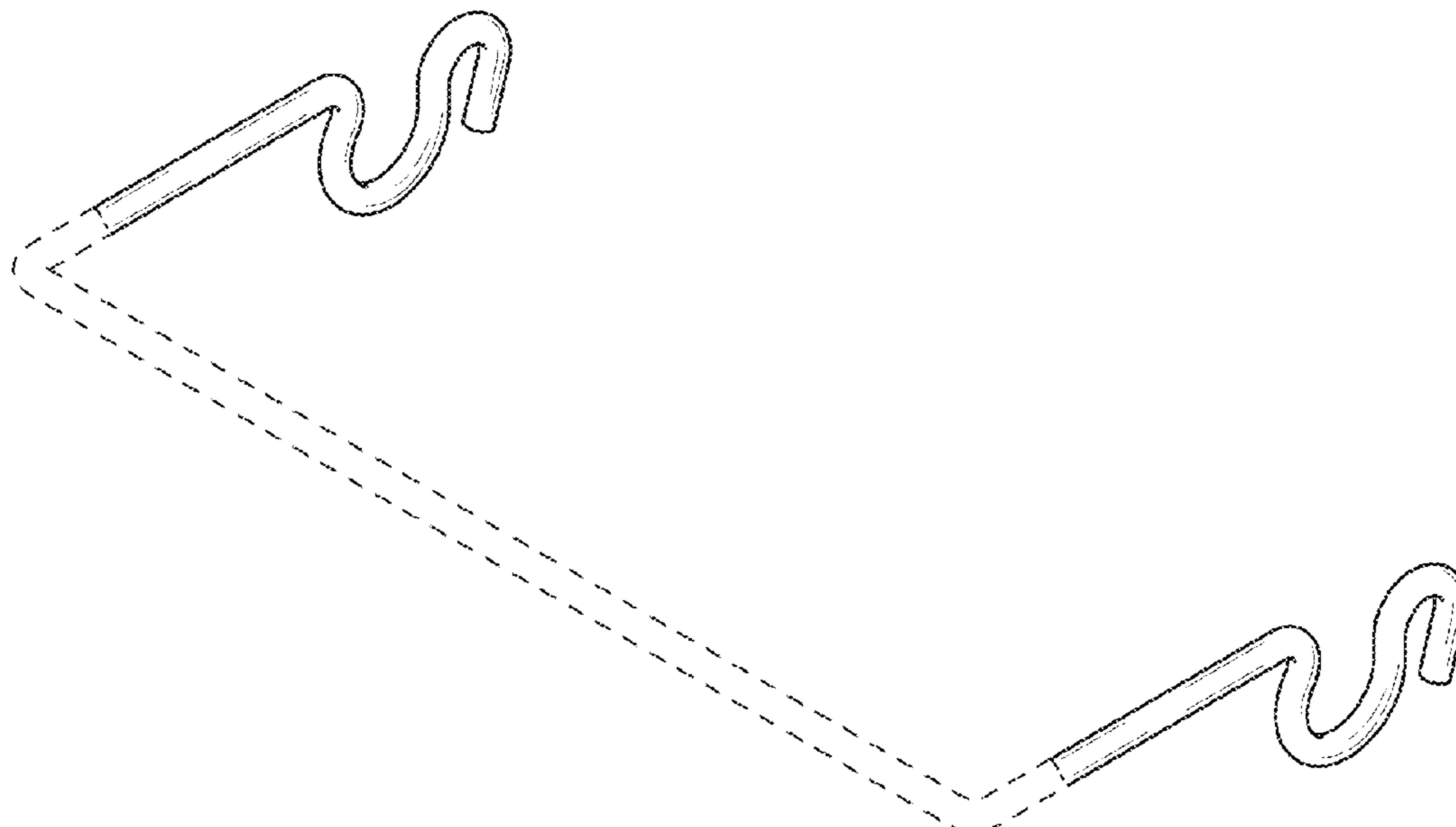
The dot-dash broken lines depict the boundaries of the claim and form no part thereof.

(56) **References Cited**

U.S. PATENT DOCUMENTS

- D158,645 S * 5/1950 Brown D7/409
- D188,556 S * 8/1960 Theisen D8/396
- 5,069,117 A * 12/1991 Schlessel A47J 43/18
99/425
- D821,811 S * 7/2018 Schiller D7/403
- 11,185,187 B2 * 11/2021 Skvorecz A47J 36/34
- 2008/0251657 A1 * 10/2008 Skvorecz A47J 36/34
248/153
- 2016/0280417 A1 * 9/2016 Skvorecz A47B 87/0207
- 2021/0259461 A1 * 8/2021 Skvorecz A47J 36/34
- 2022/0039604 A1 * 2/2022 Skvorecz A47J 45/07
- 2022/0039606 A1 * 2/2022 Skvorecz A47J 47/14

1 Claim, 3 Drawing Sheets



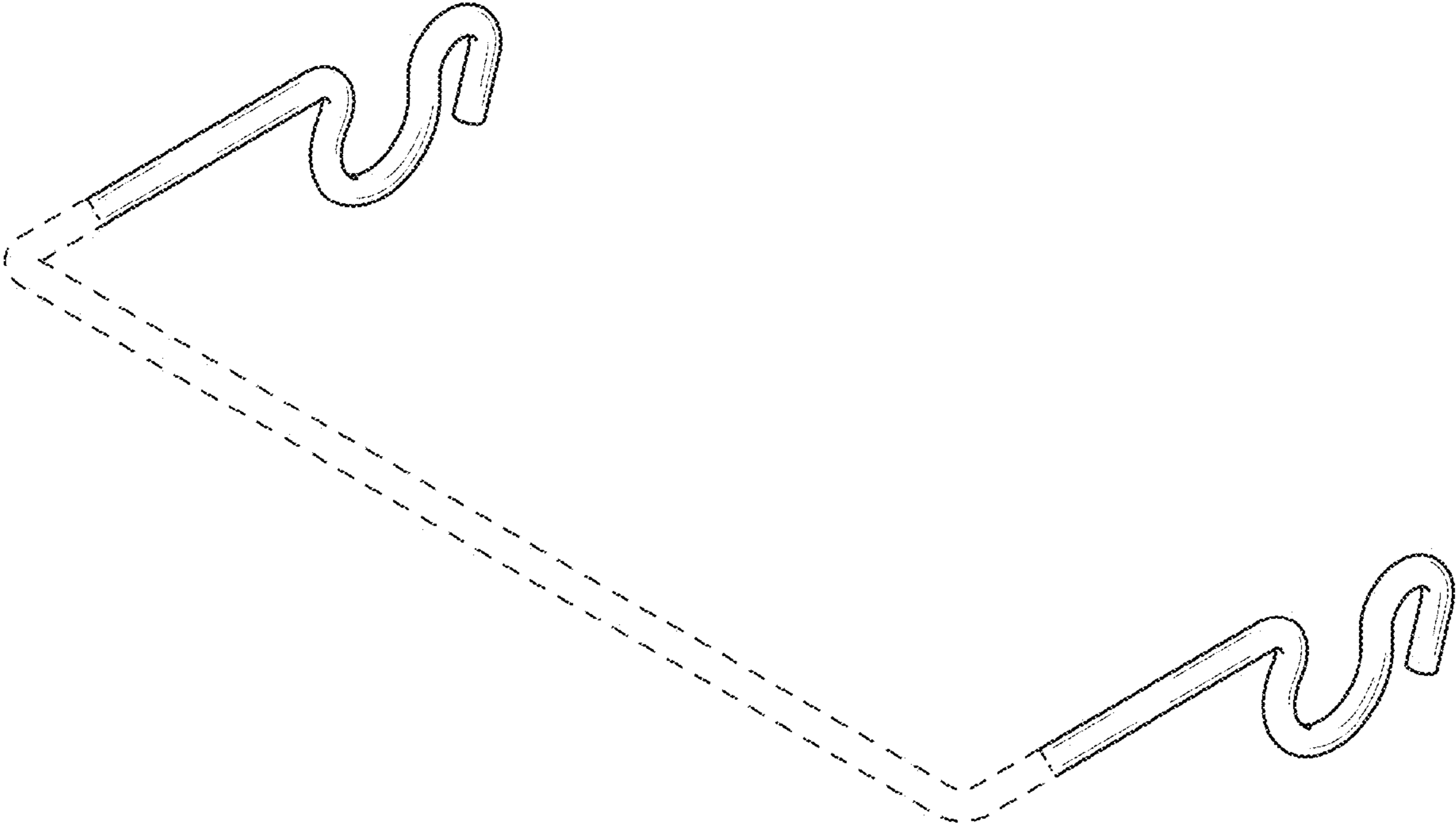


FIG. 1

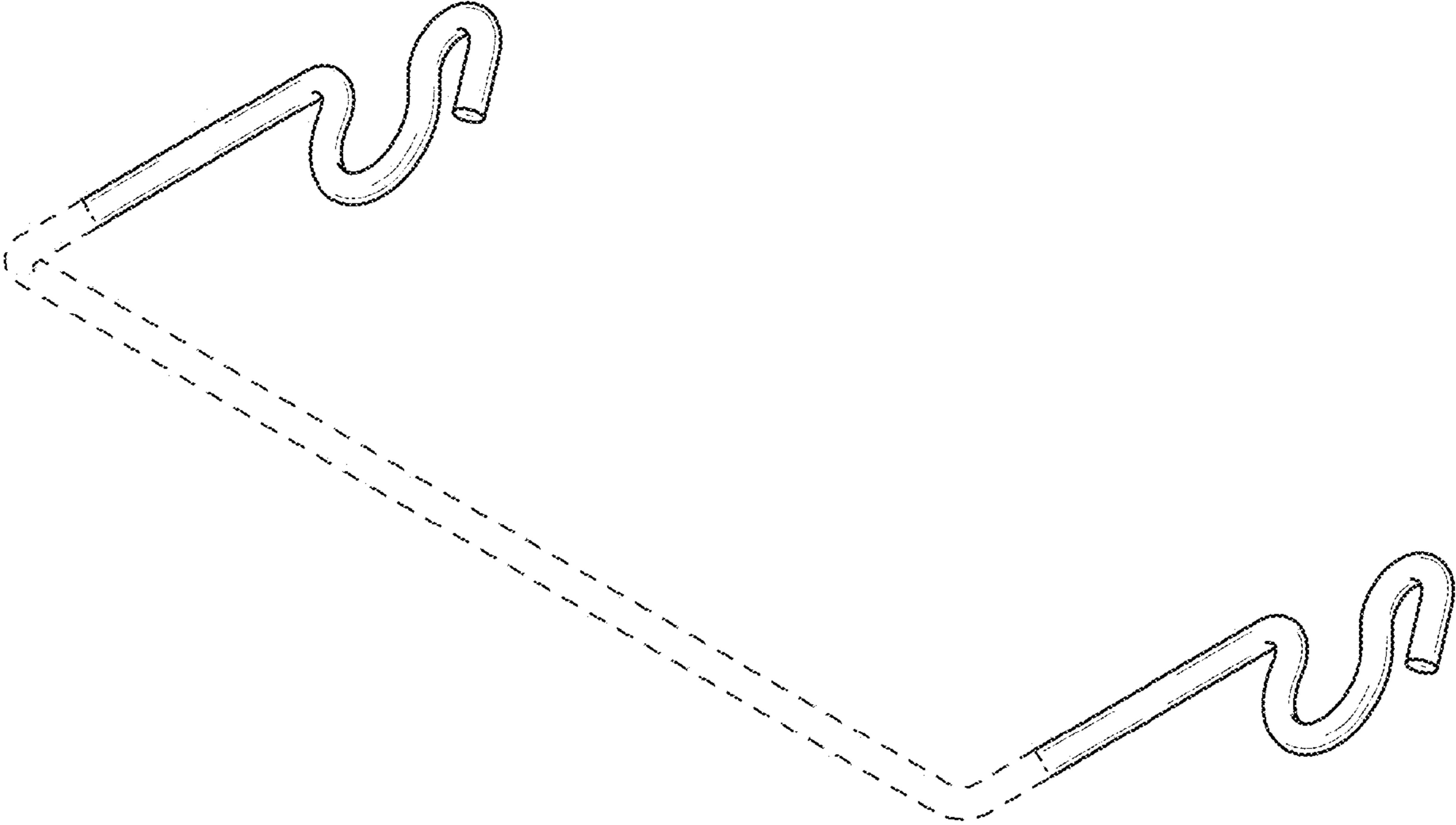


FIG. 2




FIG. 3




FIG. 4

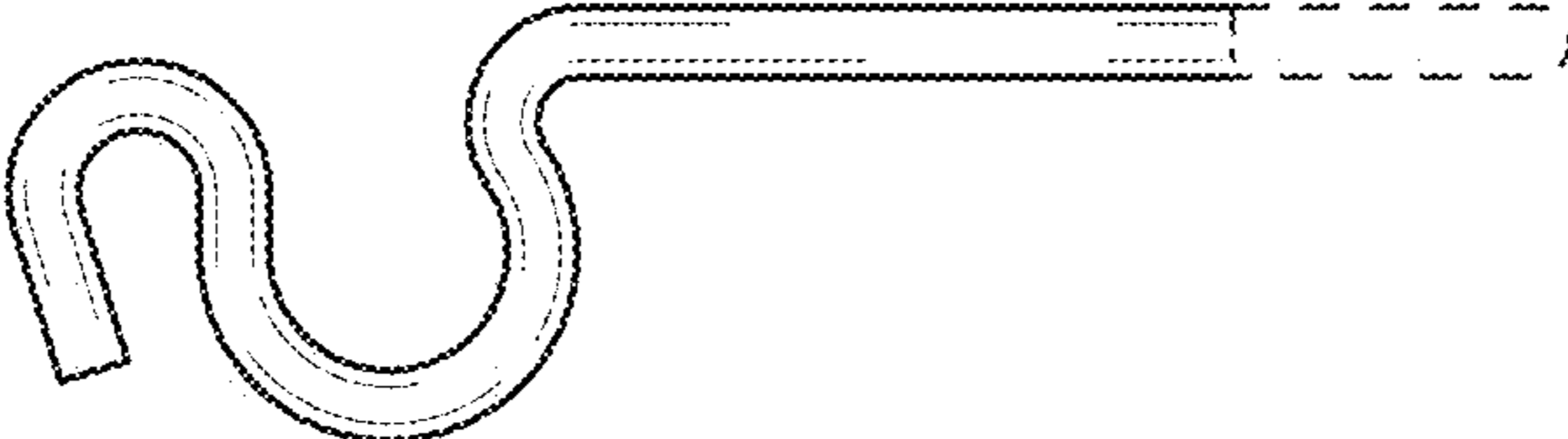


FIG. 5



FIG. 6



FIG. 7