



US00D965418S

(12) **United States Design Patent** (10) **Patent No.:** **US D965,418 S**  
**Xue** (45) **Date of Patent:** **\*\* Oct. 4, 2022**

(54) **CLOTHES RACK**

(71) Applicant: **Weilong Xue**, Foshan (CN)

(72) Inventor: **Weilong Xue**, Foshan (CN)

(\*\*) Term: **15 Years**

(21) Appl. No.: **29/800,980**

(22) Filed: **Jul. 26, 2021**

(51) **LOC (13) Cl.** ..... **08-05**

(52) **U.S. Cl.**  
USPC ..... **D8/372**

(58) **Field of Classification Search**  
USPC ..... D8/363, 367, 372, 370, 371; D6/323,  
D6/327

CPC ..... A47G 25/00; A47G 29/00; A47G 35/00  
See application file for complete search history.

(56) **References Cited**

**U.S. PATENT DOCUMENTS**

D473,455 S	4/2003	Goodman	
D553,960 S *	10/2007	Schmidt .....	D8/372
D622,133 S	8/2010	Shaha	
D706,614 S	6/2014	Schraufnagel	
D708,048 S	7/2014	Goodman	
D764,263 S	8/2016	Goodman	
D764,264 S	8/2016	Goodman	
D809,371 S *	2/2018	Forrest .....	D8/372
D810,549 S	2/2018	Klein	
D830,815 S	10/2018	Wang	
D842,686 S	3/2019	Dittrich	
D945,867 S *	3/2022	McBride .....	D8/372

**OTHER PUBLICATIONS**

Coat rack posted by K Karezog on amzon found on May 18, 2022 posted on Sep. 18, 2019 on <https://tinyurl.com/wabztwpe>.\*

\* cited by examiner

*Primary Examiner* — Eliza Z Harvey

(74) *Attorney, Agent, or Firm* — Rumit Ranjit Kanakia

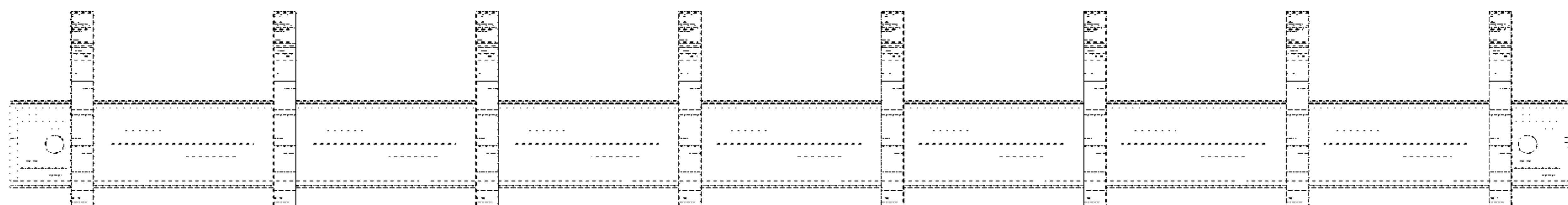
(57) **CLAIM**

The ornamental design for a clothes rack, as shown and described.

**DESCRIPTION**

FIG. 1 is a front elevational view of a clothes rack showing my new design; FIG. 2 is a rear elevational view thereof; and FIG. 3 is a left elevational view thereof; FIG. 4 is a right side view thereof; FIG. 5 is a top side view thereof; FIG. 6 is a bottom plan view thereof; FIG. 7 is a perspective view of a clothes rack showing my new design; and, FIG. 8 is another perspective view thereof. The broken lines in the figures are for the purposes of illustrating portions of the clothes rack, which form no part of the claimed design.

**1 Claim, 8 Drawing Sheets**



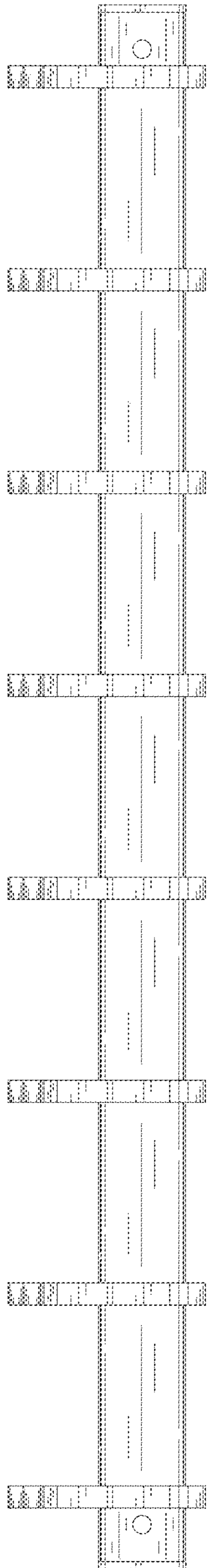


FIG. 1




FIG. 2

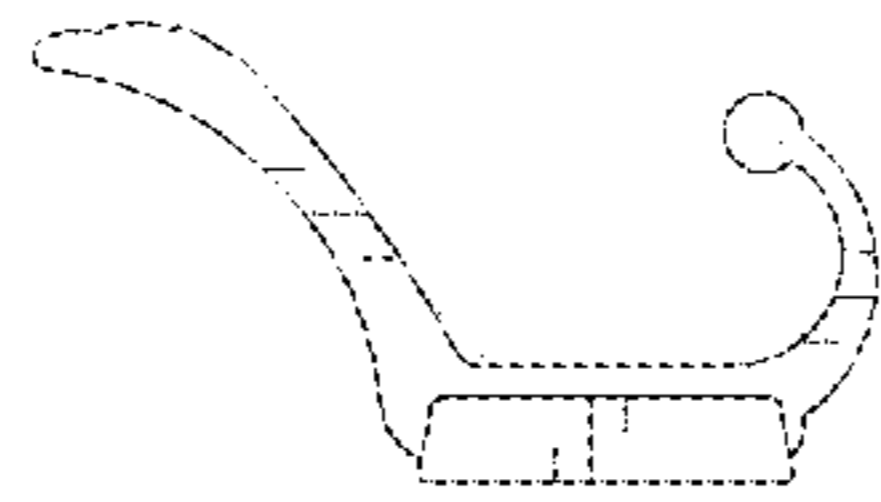


FIG. 3

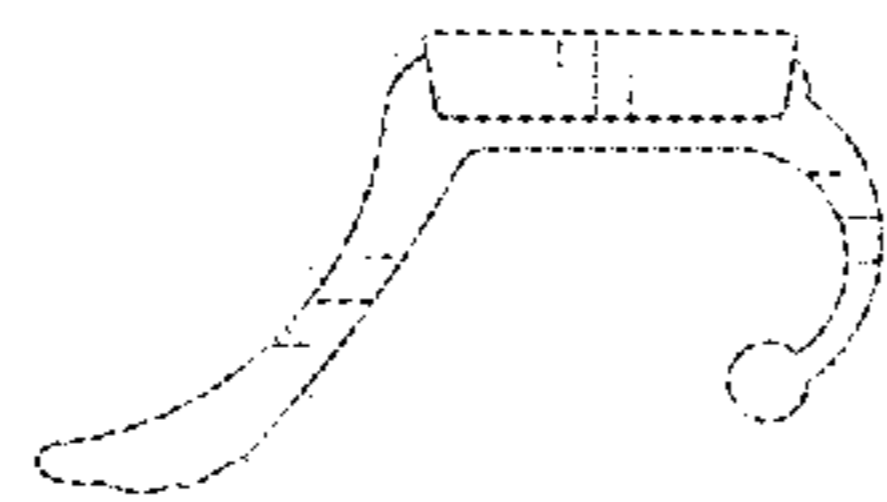


FIG. 4




FIG. 5




FIG. 6

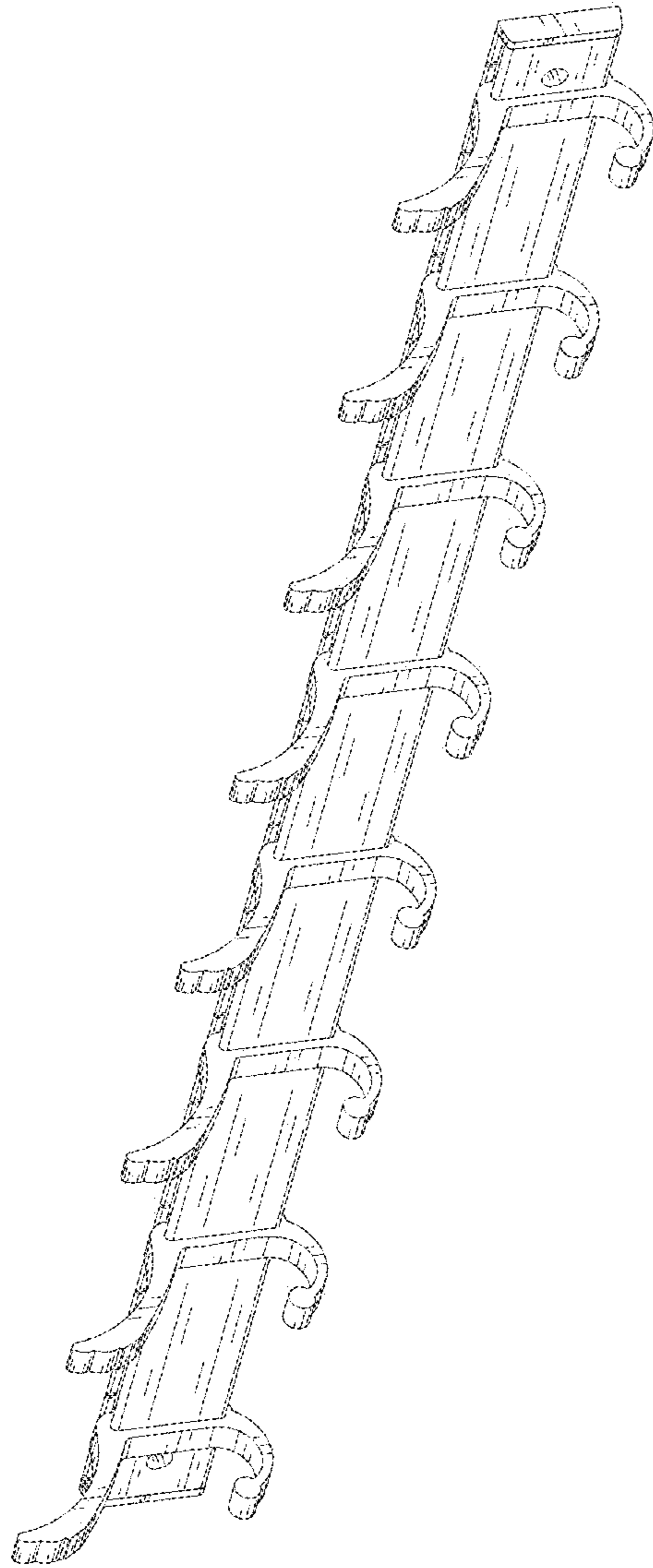


FIG. 7



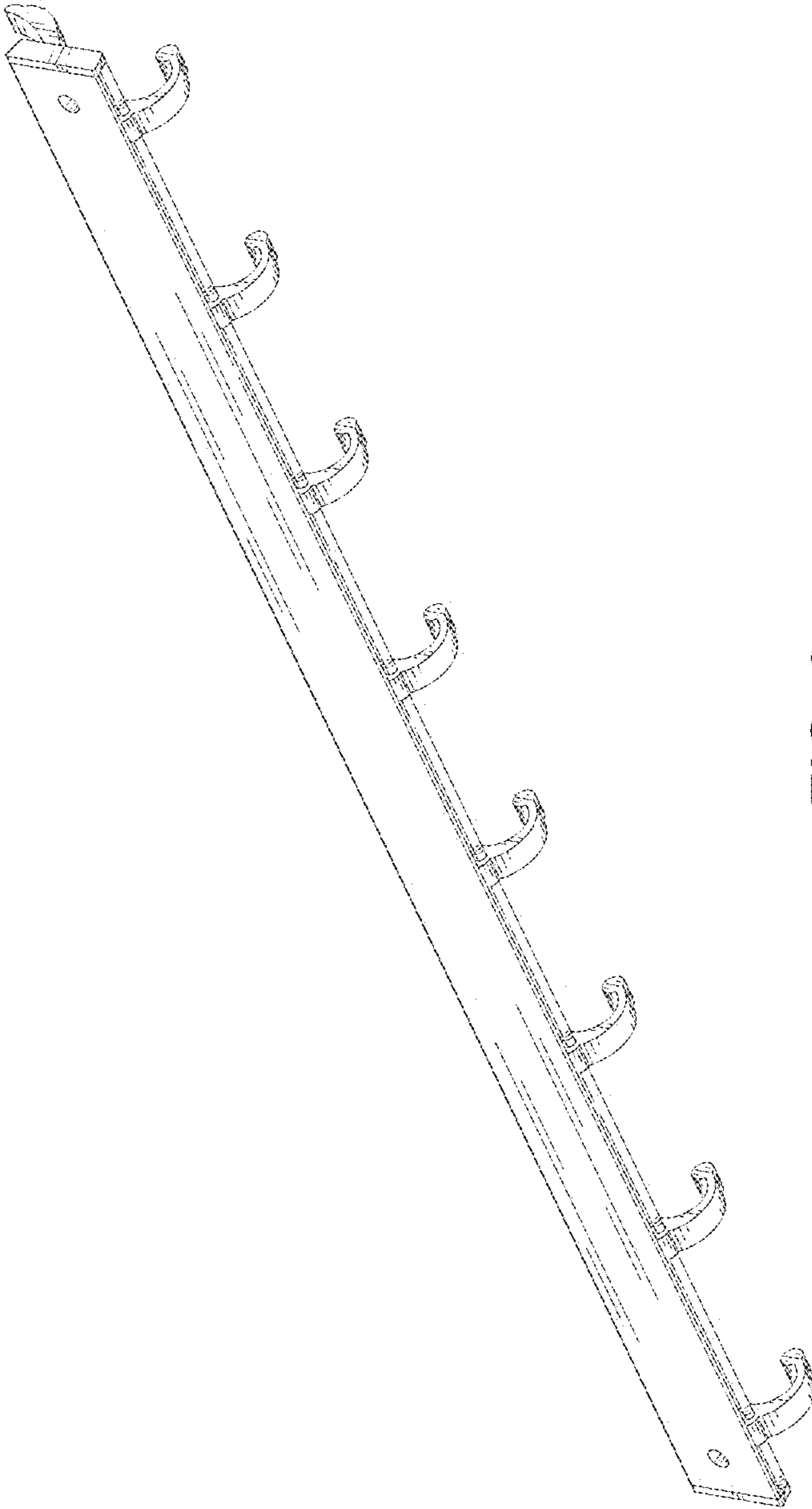


FIG. 8