



US00D965413S

(12) **United States Design Patent** (10) **Patent No.:** **US D965,413 S**
Fechner et al. (45) **Date of Patent:** **** Oct. 4, 2022**

- (54) **ESCUTCHEON**
- (71) Applicant: **Reliance Worldwide Corporation**,
Atlanta, GA (US)
- (72) Inventors: **Linda Fechner**, Madison, AL (US);
Virgil O'Neil, San Diego, CA (US);
Clayton Boardman, Atlanta, GA (US);
Alexander Rycroft, Atlanta, GA (US)
- (73) Assignee: **Reliance Worldwide Corporation**,
Atlanta, GA (US)
- (**) Term: **15 Years**
- (21) Appl. No.: **29/810,448**
- (22) Filed: **Oct. 5, 2021**

Related U.S. Application Data

- (63) Continuation of application No. 17/422,708, filed as application No. PCT/US2020/013906 on Jan. 16, 2020.
 - (51) **LOC (13) Cl.** **11-05**
 - (52) **U.S. Cl.**
USPC **D8/352**
 - (58) **Field of Classification Search**
USPC D8/16, 19, 350-353, 364, 366, 499, 380,
D8/381; D13/125, 169, 170, 177, 103,
D13/137.1-137.3, 138.2, 139.1, 139.3,
D13/139.8
CPC H02G 3/14; H02G 3/081; H01R 31/06;
H01R 13/447; H01R 13/717; H01H 9/16;
H01H 9/18; H01H 23/04; H05B 37/0227;
H05B 37/0218; H05B 33/0803; E03C
2201/50; E03C 1/042; E03C 1/021; F16L
5/10; F16L 5/00; F16L 5/02; F16L
37/091; E03B 7/095
- See application file for complete search history.

- (56) **References Cited**
- U.S. PATENT DOCUMENTS

611,418 A	9/1898	Russell	
D288,525 S	3/1987	Angle	
5,243,153 A	9/1993	Holwerda	
5,497,584 A	3/1996	Bergmann	
D403,750 S	1/1999	Fabian	
D411,732 S	6/1999	Chamberlain	
6,807,983 B1 *	10/2004	Erickson E03C 1/042 137/15.01
D571,639 S	6/2008	Whitney, Jr.	
D667,240 S	9/2012	Weldon	
D678,752 S	3/2013	Sedwick	

(Continued)

OTHER PUBLICATIONS

Canadian Office Action, App. No. 182532 (dated Apr. 16, 2019).
(Continued)

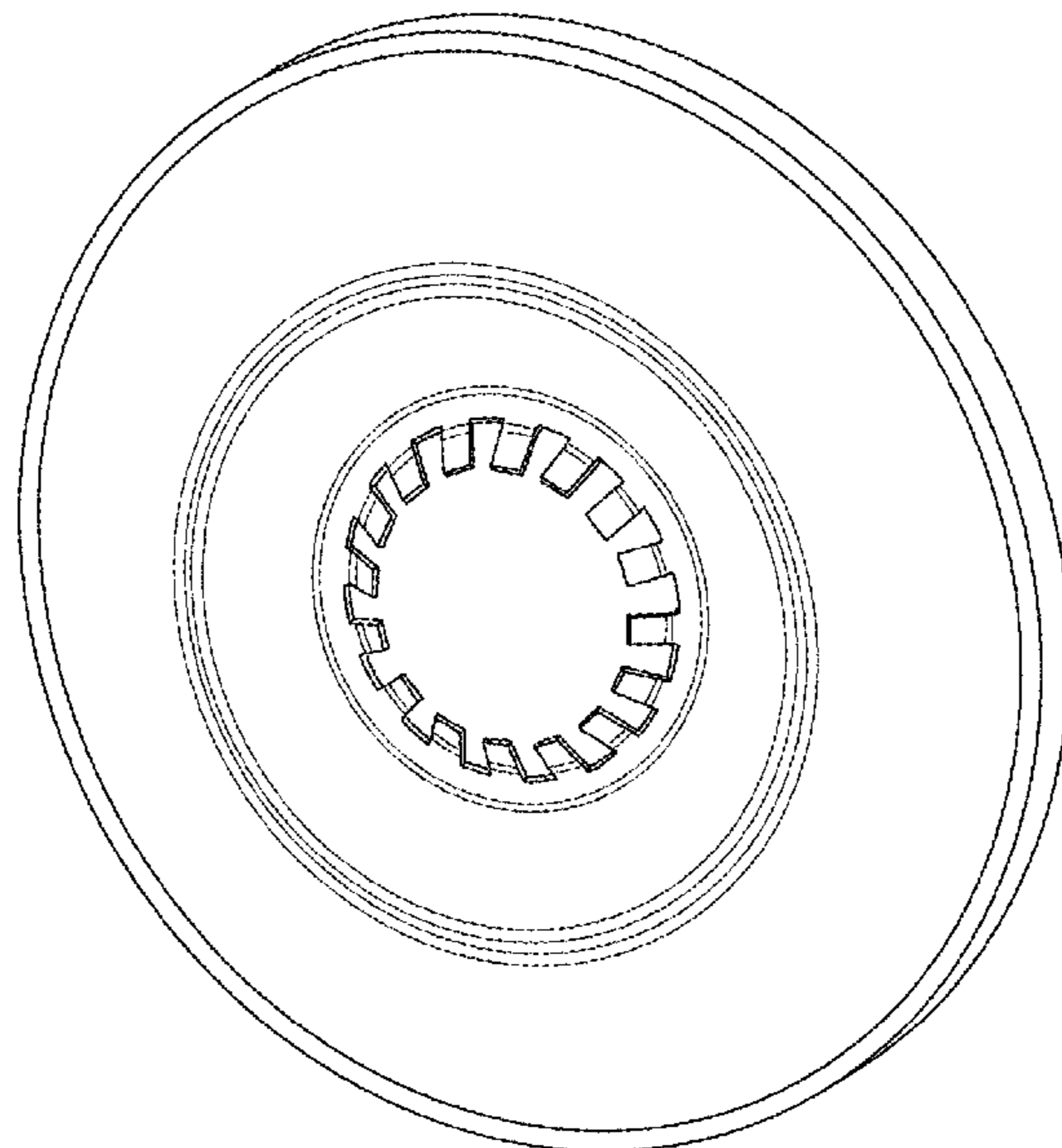
Primary Examiner — Mark A Goodwin

(57) **CLAIM**
We claim the ornamental design for an escutcheon, as shown and described.

DESCRIPTION

FIG. 1 is a perspective view of an escutcheon showing our new design;
FIG. 2 is a front view of FIG. 1;
FIG. 3 is a rear view of FIG. 1;
FIG. 4 is a first side view of FIG. 1;
FIG. 5 is a second side view of FIG. 1;
FIG. 6 is a top view of FIG. 1; and,
FIG. 7 is a bottom view of FIG. 1.
The ornamental design which is claimed is shown in solid lines in the drawings. The broken lines in the drawings are for illustrative purposes only and depict portions of the escutcheon forming no part of the claimed design. The shade lines in the drawings show contour and not surface ornamentation.

1 Claim, 5 Drawing Sheets



(56)

References Cited

U.S. PATENT DOCUMENTS

D679,171	S	4/2013	Sedwick	
D698,011	S	1/2014	Schoenherr et al.	
D703,026	S	4/2014	Wu	
9,051,720	B1 *	6/2015	Jones	E03C 1/02
D736,061	S	8/2015	Boeltl	
D737,119	S	8/2015	Condon et al.	
D755,038	S	5/2016	Bolton	
D756,747	S	5/2016	Wu et al.	
9,611,672	B2	4/2017	Murphy	
D786,652	S	5/2017	Lira-Nunez	
D816,676	S	5/2018	Badarello	
D833,259	S	11/2018	Tseng	
D852,025	S *	6/2019	Fechner	D8/352
D852,026	S *	6/2019	Fechner	D8/352
D866,294	S *	11/2019	Fechner	D8/352
11,143,334	B2 *	10/2021	O'Neill	F16L 37/091
2004/0221892	A1	11/2004	Erickson	
2008/0211226	A1 *	9/2008	Whitney	F16L 5/10 285/46

2013/0042407	A1 *	2/2013	Marotz	E03C 1/232 4/679
2020/0330807	A1 *	10/2020	Silva, Jr.	B05B 15/65
2021/0095792	A1 *	4/2021	O'Neill	F16L 37/091

OTHER PUBLICATIONS

Canadian Office Action, App. No. 182797 (dated Apr. 16, 2019).
 Canadian Office Action, App. No. 182798 (dated Apr. 16, 2019).
 Foreign Search Report on International Application No. PCT/US2020/013906 dated Apr. 2, 2020.
 International Preliminary Report on Patentability dated Jul. 29, 2021 issued in International Application No. PCT/US2020/013906, 9 pages.
 Non-Final Office Action on U.S. Appl. No. 29/636,120 dated Mar. 7, 2019 (7 pages).
 Notice of Allowance on U.S. Appl. No. 29/636,120 dated Jul. 9, 2019 (5 pages).
 Notice of Allowance on U.S. Appl. No. 29/636,121 dated Feb. 13, 2019 (7 pages).
 Notice of Allowance on U.S. Appl. No. 29/634,002 dated Feb. 13, 2019 (7 pages).

* cited by examiner

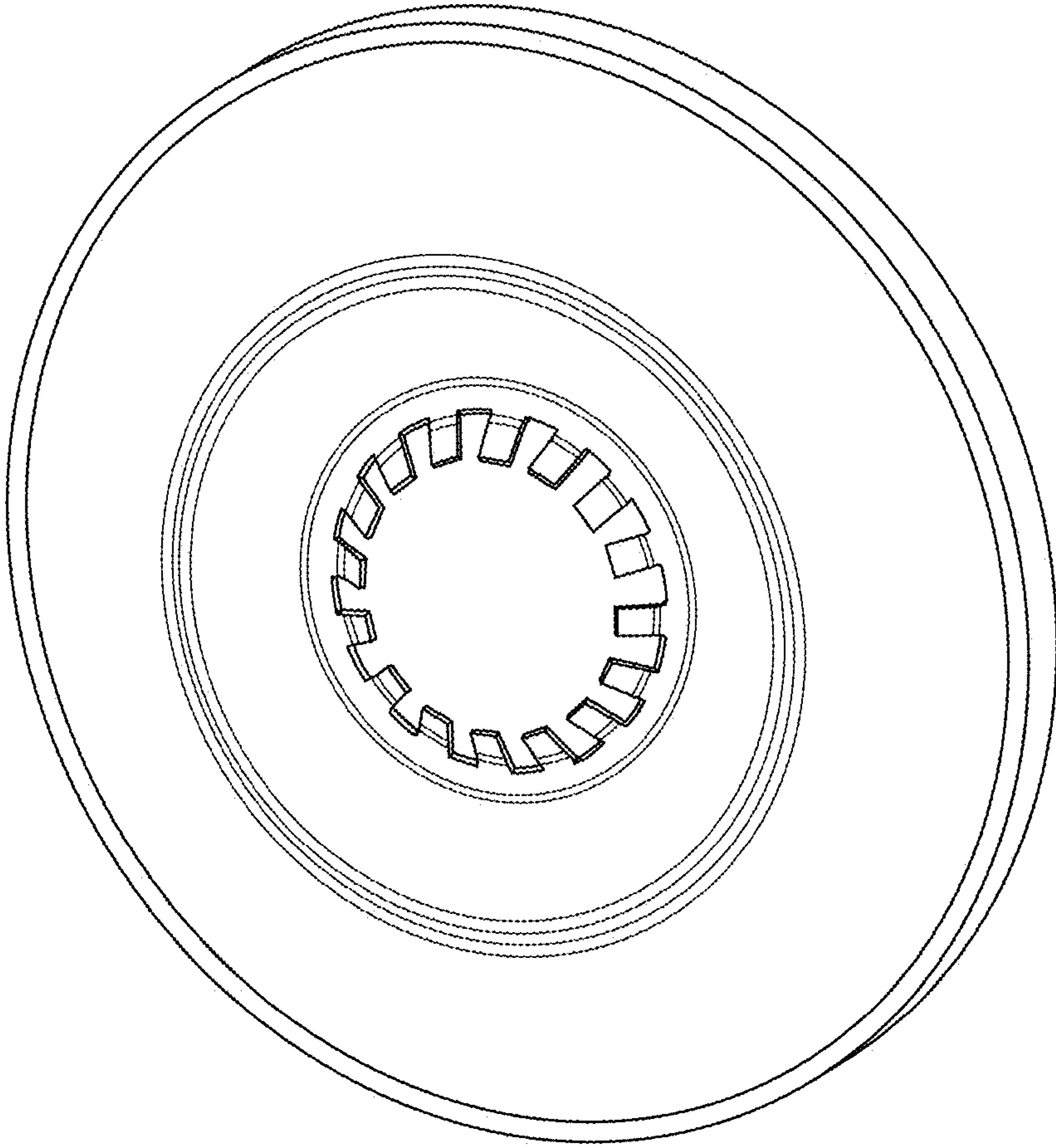


FIG. 1

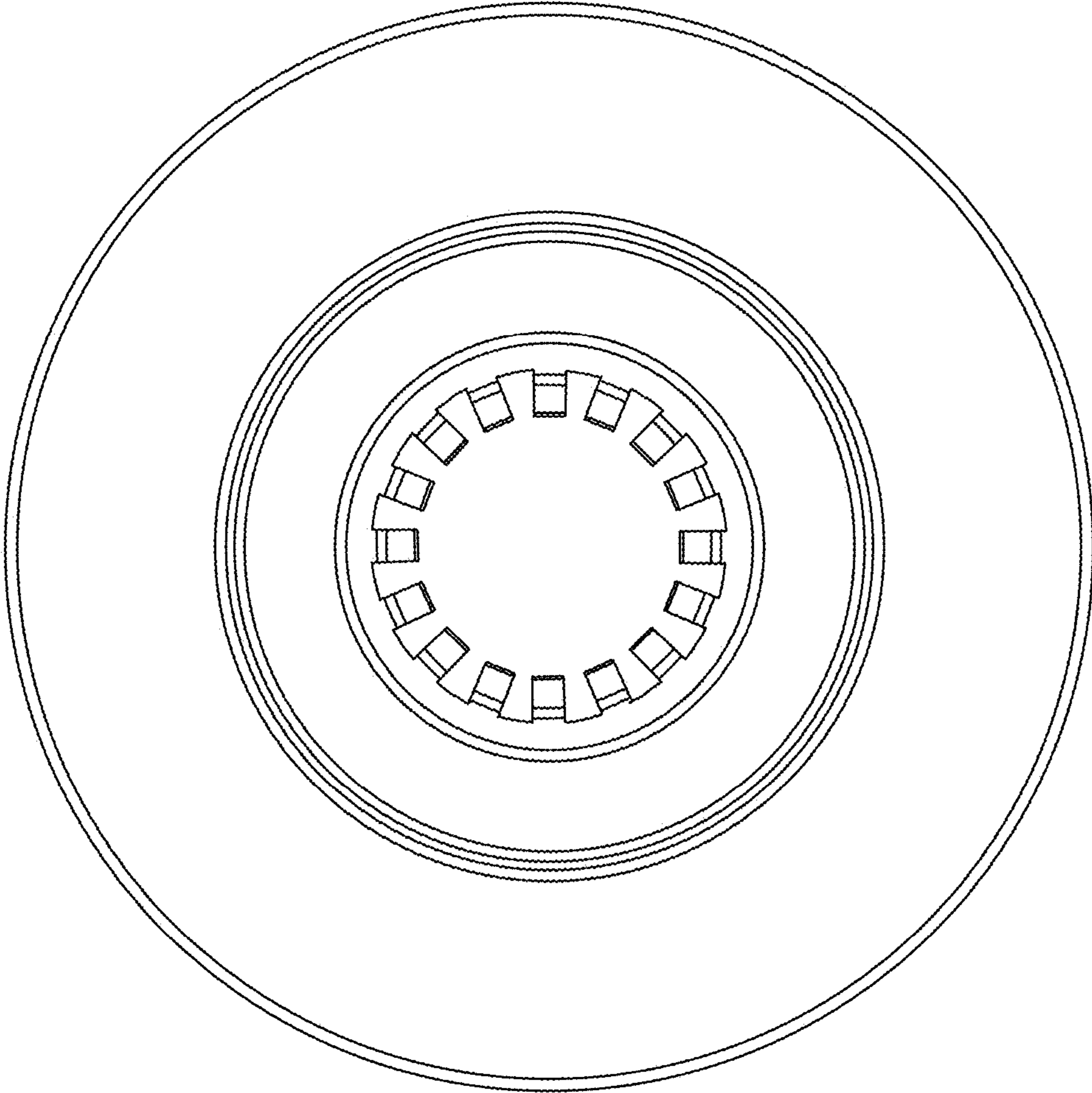


FIG. 2

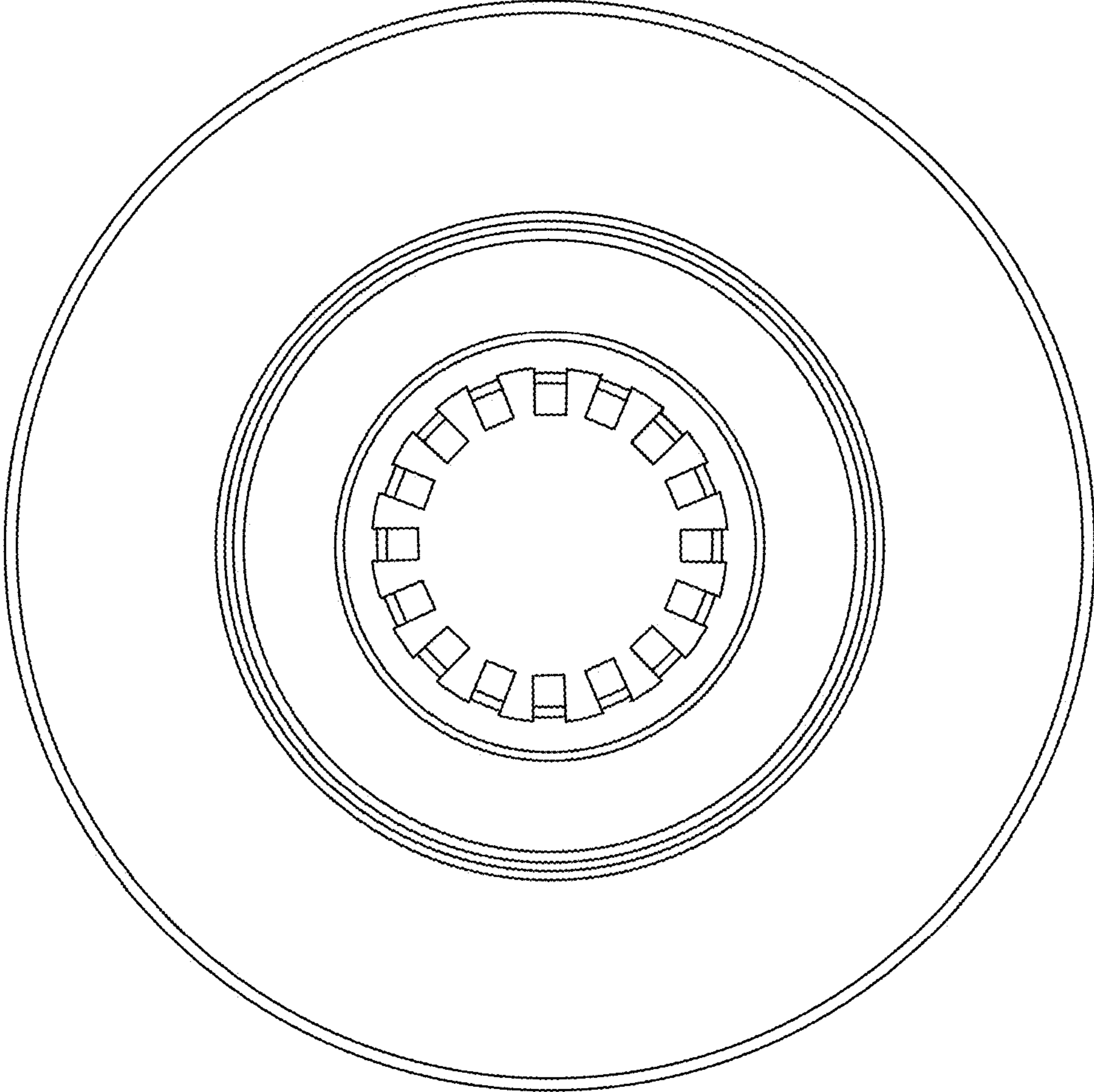


FIG. 3




FIG. 4




FIG. 5

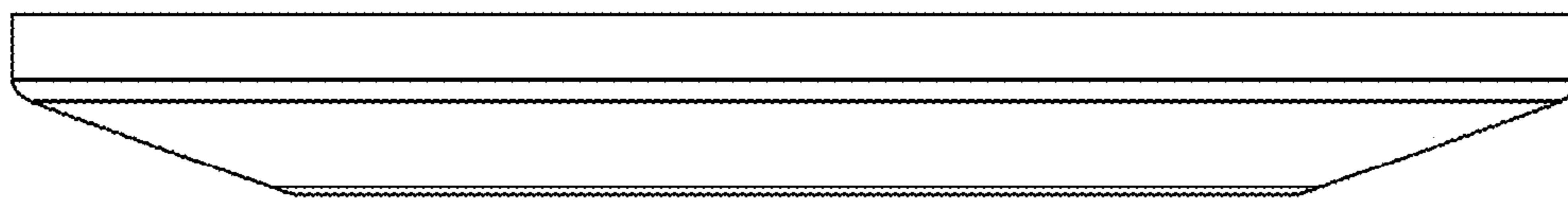


FIG. 6

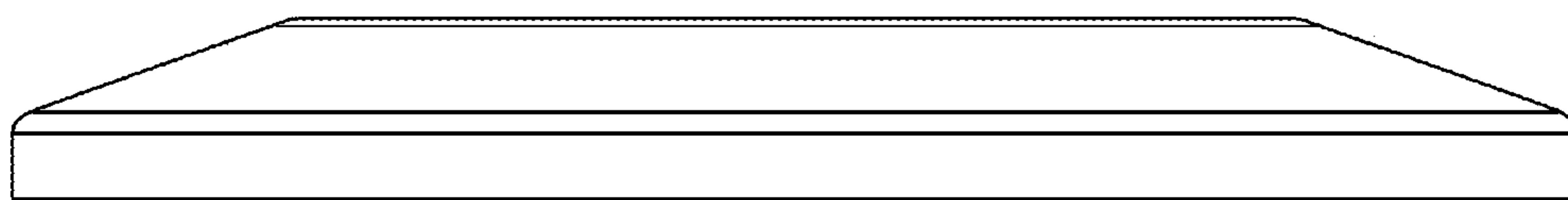


FIG. 7