



US00D965406S

(12) **United States Design Patent**
Chen et al.

(10) **Patent No.:** **US D965,406 S**
(45) **Date of Patent:** **** Oct. 4, 2022**

(54) **SPARE BLADE STORAGE BOX OF UTILITY KNIFE**

(71) Applicants: **MING SHIN TOOLS CO., LTD.**,
Taichung (TW); **Yung-Shun Chen**,
Taichung (TW); **Cheng-Chou Wu**,
Taichung (TW)

(72) Inventors: **Yung-Shun Chen**, Taichung (TW);
Cheng-Chou Wu, Taichung (TW)

(73) Assignees: **MING SHIN TOOLS CO., LTD.**,
Taichung (TW); **Yung-Shun Chen**,
Taichung (TW); **Cheng-Chou Wu**,
Taichung (TW)

(**) Term: **15 Years**

(21) Appl. No.: **29/771,462**

(22) Filed: **Feb. 23, 2021**

(51) **LOC (13) Cl.** **08-03**

(52) **U.S. Cl.**
USPC **D8/99**

(58) **Field of Classification Search**
USPC D8/98, 99, 107, 14, 20; D22/118
CPC B26B 5/001; B26B 5/003; B26B 11/00;
B26B 1/08; B26B 1/02; B26B 1/10;
B26B 1/04; B26B 1/046; B26B 1/048;
B26B 1/042

See application file for complete search history.

(56) **References Cited**

U.S. PATENT DOCUMENTS

- 5,950,311 A * 9/1999 Huang B26B 5/001
30/162
- D420,270 S * 2/2000 Martone D8/99
- 6,678,958 B1 * 1/2004 Budrow B26B 5/001
30/162
- D509,419 S * 9/2005 Chung D8/99

- 6,951,055 B1 * 10/2005 Collins B26B 1/048
30/162
- D524,138 S * 7/2006 Chih D8/99
- D525,104 S * 7/2006 Samberg D8/99
- D551,932 S * 10/2007 Guo D8/99
- D558,555 S * 1/2008 Huang D8/99
- 7,516,550 B2 * 4/2009 Hagan B26B 5/001
30/162
- D629,274 S * 12/2010 Wu D8/99
- D686,481 S * 7/2013 Robinson D8/99
- 8,683,703 B2 * 4/2014 Rowley B26B 5/001
30/162
- D731,280 S * 6/2015 Dahlberg D8/99
- D731,870 S * 6/2015 Dahlberg D8/99
- D779,301 S * 2/2017 Garavaglia D8/99

(Continued)

Primary Examiner — Philip S Hyder

(74) *Attorney, Agent, or Firm* — Muncy, Geissler, Olds & Lowe, P.C.

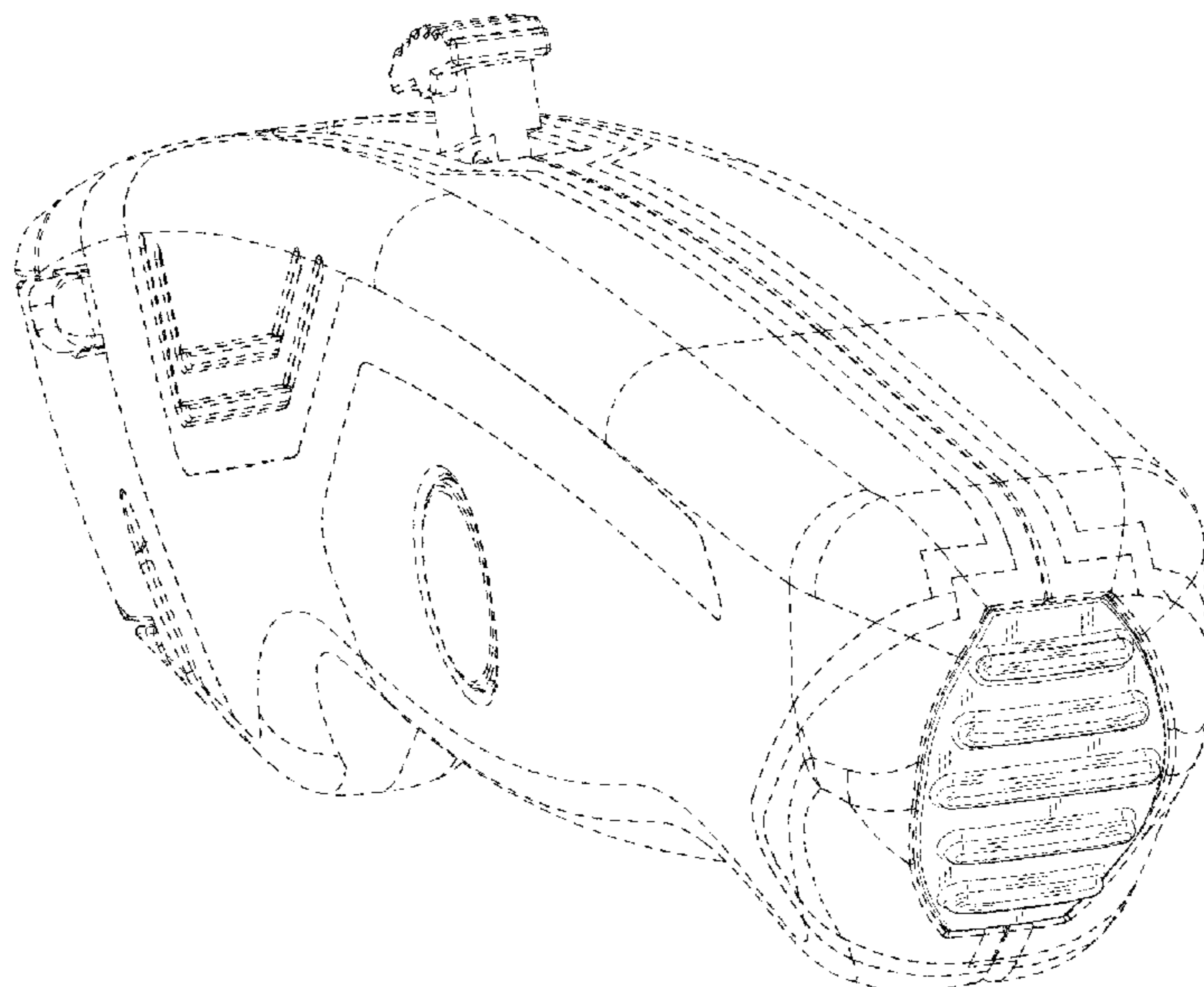
(57) **CLAIM**

We claim the ornamental design for a spare blade storage box of utility knife, as shown and described.

DESCRIPTION

FIG. 1 is a top, front, right perspective view of a spare blade storage box of utility knife showing our new design;
 FIG. 2 is a front elevational view thereof;
 FIG. 3 is a rear elevational view thereof;
 FIG. 4 is a left side view thereof;
 FIG. 5 is a right side view thereof;
 FIG. 6 is a top plan view thereof;
 FIG. 7 is a bottom plan view thereof; and,
 FIG. 8 is a perspective view showing the spare blade storage box of utility knife in use.
 The broken lines in the drawings illustrate portions of the spare blade storage box of utility knife which form no part of the claimed design.
 The dot-dashed line in the figures defines the boundary of claimed design and forms no part of the claimed design.

1 Claim, 7 Drawing Sheets



(56)

References Cited

U.S. PATENT DOCUMENTS

D793,198	S *	8/2017	Wang	D8/99
D803,024	S *	11/2017	Wang	D8/99
10,213,927	B2 *	2/2019	Chiu	B26B 5/003
D881,667	S *	4/2020	Han	D8/99
D881,670	S *	4/2020	Yao	D8/99
D896,607	S *	9/2020	Wang	D8/99
D910,410	S *	2/2021	Chen	D8/99
D922,168	S *	6/2021	Chen	D8/99
D939,311	S *	12/2021	Scimone	D8/99
2007/0011882	A1 *	1/2007	Ping	B26B 1/042 30/162
2008/0086895	A1 *	4/2008	Parks	B26B 5/001 30/156
2010/0037465	A1 *	2/2010	Price	B26B 5/001 30/152
2010/0180449	A1 *	7/2010	van Deursen	B26B 5/001 30/162
2010/0281696	A1 *	11/2010	Hao	B26B 5/001 30/162
2014/0250695	A1 *	9/2014	Wagner	B26B 5/003 30/162
2015/0013171	A1 *	1/2015	Wu	B26B 5/003 30/162
2016/0288344	A1 *	10/2016	Squiers	B26B 5/003

* cited by examiner

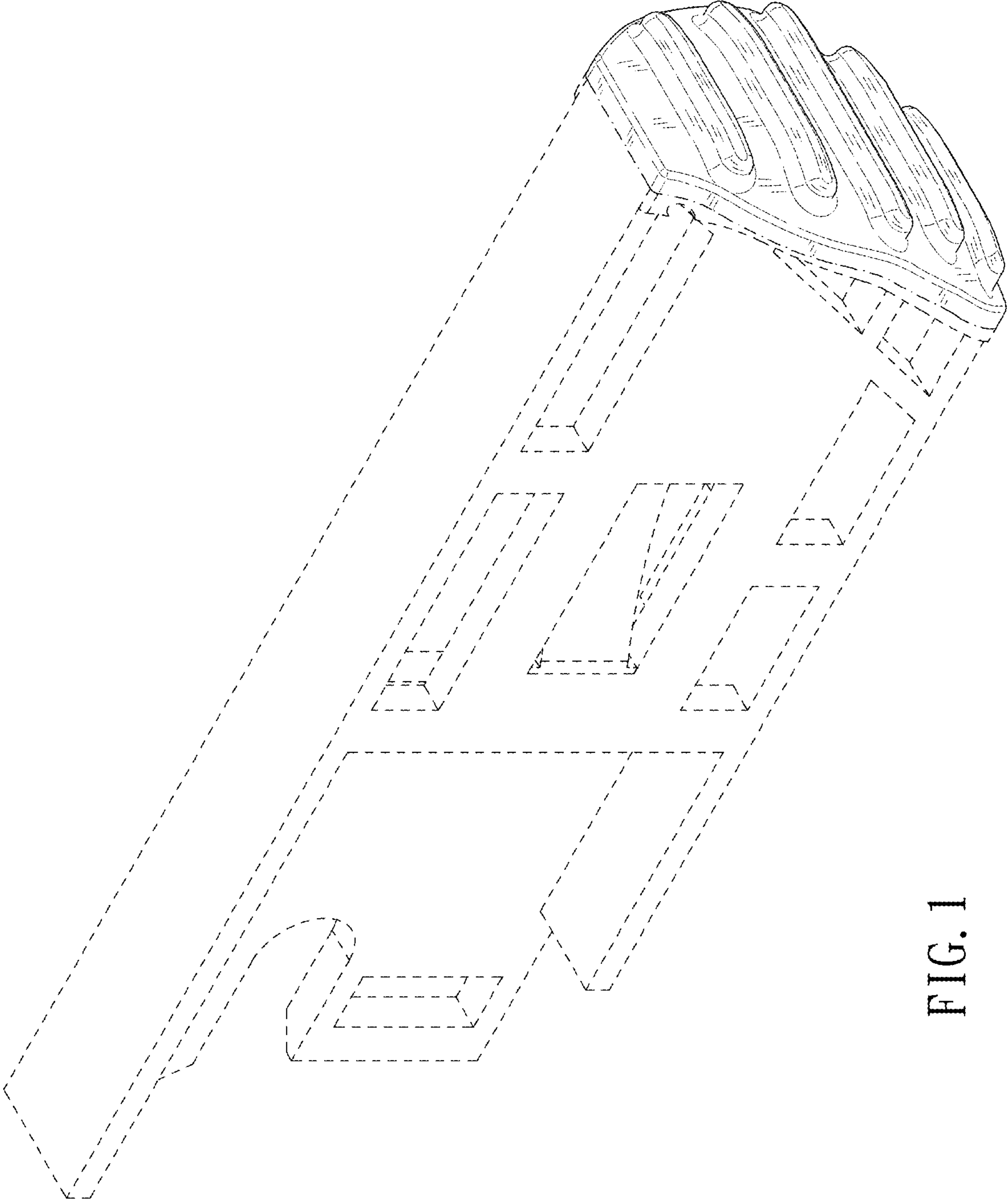


FIG. 1




FIG. 2

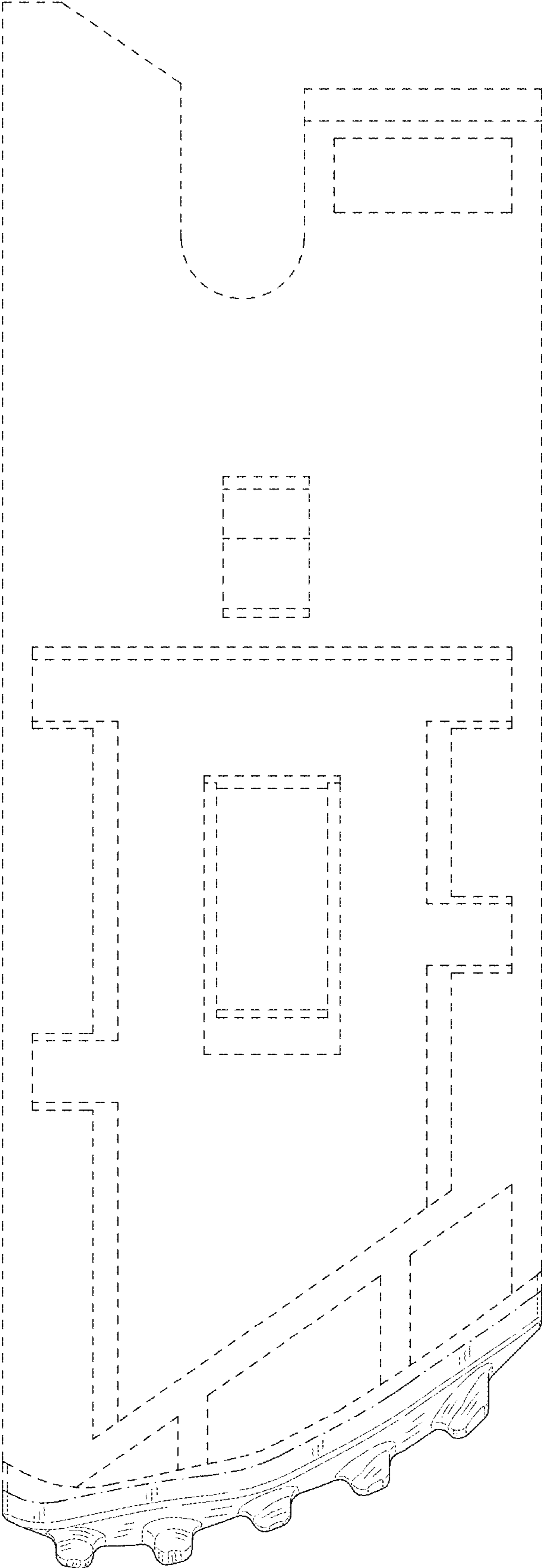


FIG. 3

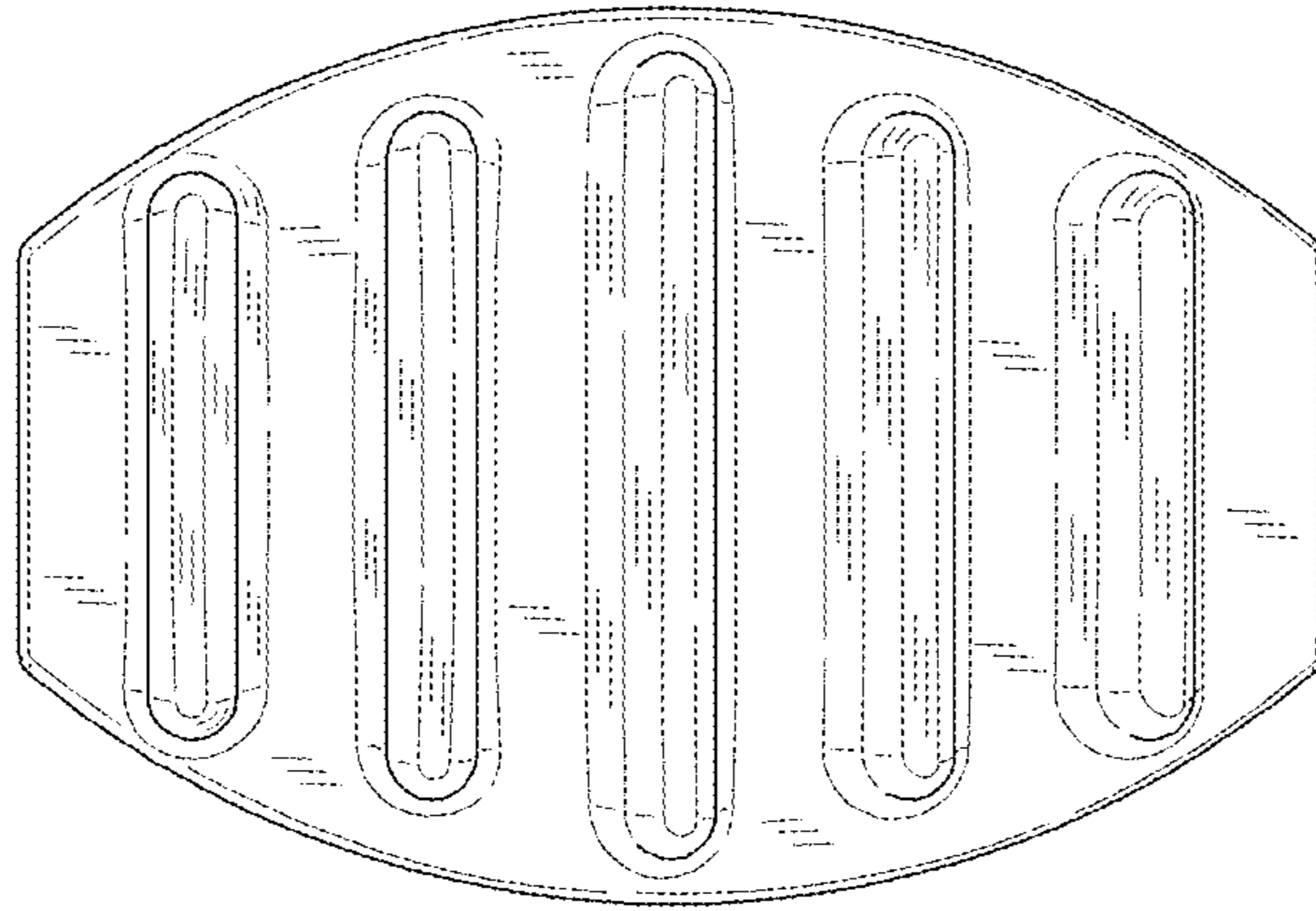


FIG. 5

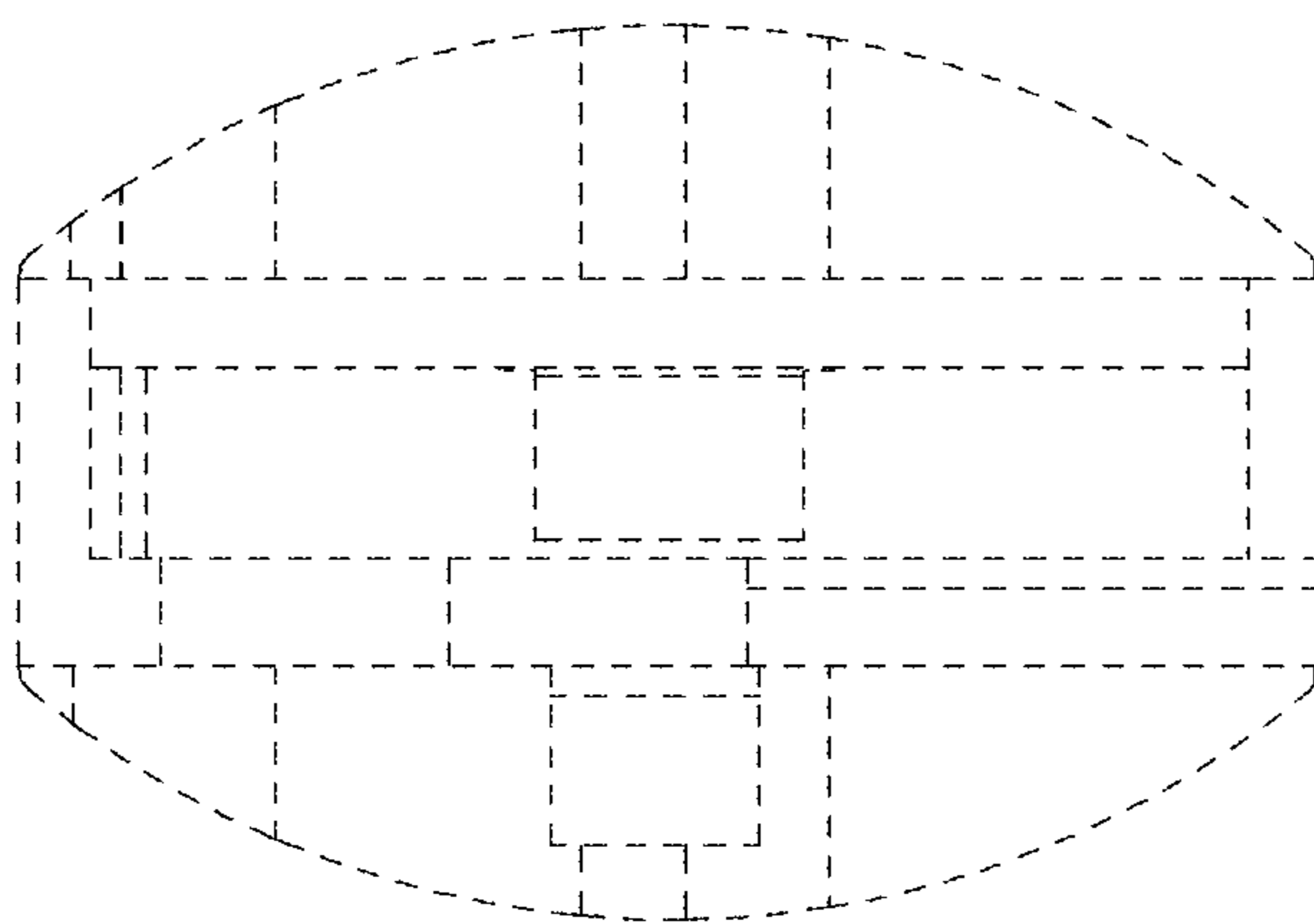


FIG. 4




FIG. 6




FIG. 7

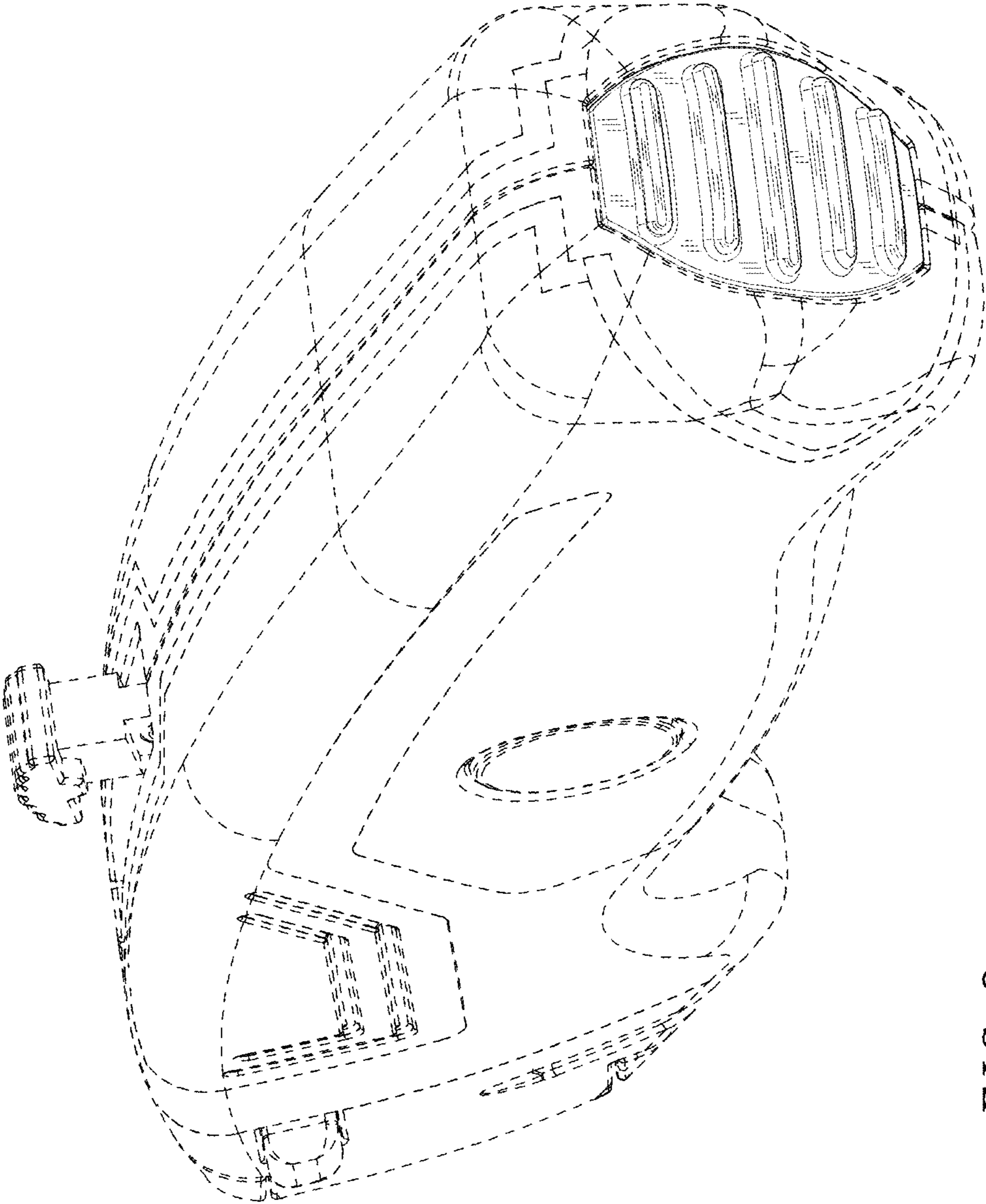


FIG. 8