

US00D965402S

(12) **United States Design Patent** (10) **Patent No.:** **US D965,402 S**  
**Sanders** (45) **Date of Patent:** **\*\* Oct. 4, 2022**

(54) **HAMMER ATTACHMENT FOR LINEMAN PLIERS**  
(71) Applicant: **Joseph P. Sanders**, Summerville, SC (US)  
(72) Inventor: **Joseph P. Sanders**, Summerville, SC (US)  
(\*\*) Term: **15 Years**  
(21) Appl. No.: **29/739,552**  
(22) Filed: **Jun. 26, 2020**  
(51) **LOC (13) Cl.** ..... **08-05**  
(52) **U.S. Cl.**  
USPC ..... **D8/55; D8/52**  
(58) **Field of Classification Search**  
USPC ..... D8/34, 55, 51-52, 21-26, 75, 105-107; D24/107  
CPC ..... B25F 1/006; H01R 43/0421; B25B 7/02; B25B 7/22; B25C 3/006  
See application file for complete search history.

D281,216 S \* 11/1985 Cutliff, Jr. .... D8/55  
4,614,001 A \* 9/1986 Liou ..... B25F 1/006  
7/137  
4,953,248 A \* 9/1990 Trombetta ..... B25F 1/006  
7/137  
5,033,140 A \* 7/1991 Chen ..... B25F 1/006  
7/137

(Continued)

**FOREIGN PATENT DOCUMENTS**

CN 307092546 \* 2/2022

**OTHER PUBLICATIONS**

The Best Fencing Pliers for Fence Repairs and Maintenance, Google.com, [online], [site visited May 7, 2022], Available from internet URL: <https://www.bobvila.com/articles/best-fencing-pliers/> (Year: NA).\*

(Continued)

*Primary Examiner* — Omeed Agilee  
*Assistant Examiner* — Rozita Mozaffarian  
(74) *Attorney, Agent, or Firm* — Cramer Patent & Design, PLLC; Aaron R. Cramer

(56) **References Cited**

**U.S. PATENT DOCUMENTS**

114,665 A \* 5/1871 Garrick ..... B25B 7/02  
7/125  
724,669 A \* 4/1903 Cottrell ..... B25F 1/006  
7/117  
876,963 A \* 1/1908 Hoak ..... B25B 7/22  
7/137  
1,122,426 A \* 12/1914 Schmitt ..... B25B 7/22  
7/137  
1,644,352 A \* 10/1927 Perrin ..... B25F 1/006  
7/137  
1,893,737 A \* 1/1933 Filan ..... B25F 1/006  
7/137  
D132,463 S \* 5/1942 Damoff ..... D8/55  
3,947,904 A \* 4/1976 Hayes ..... B25F 1/003  
7/137  
D274,032 S \* 5/1984 Lai ..... D8/55

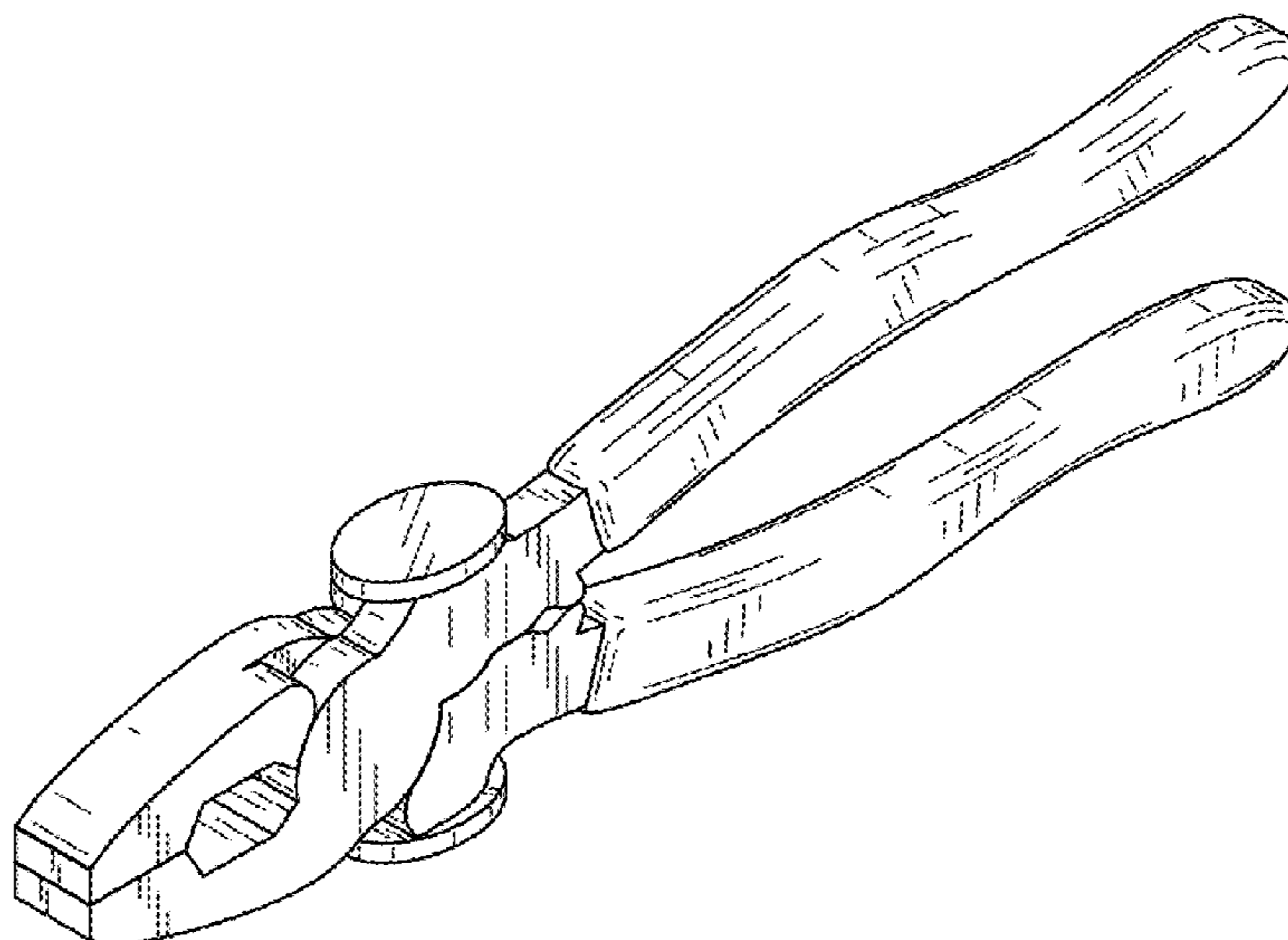
(57) **CLAIM**

The ornamental design for a hammer attachment for lineman pliers, as shown and described.

**DESCRIPTION**

FIG. 1 is a perspective top front right view of a hammer attachment for lineman pliers, showing my new design; FIG. 2 is a perspective top rear left view thereof; FIG. 3 is a front elevation view thereof; FIG. 4 is a rear elevation view thereof; FIG. 5 is a right elevation view thereof; FIG. 6 is a left elevation view thereof; FIG. 7 is a top plan view thereof; and, FIG. 8 is a bottom plan view thereof.

**1 Claim, 5 Drawing Sheets**



(56)

**References Cited**

## U.S. PATENT DOCUMENTS

D334,521 S \* 4/1993 Simpson ..... D8/55  
D356,238 S \* 3/1995 Moore ..... D8/52  
5,575,029 A \* 11/1996 Simpson ..... B25B 7/22  
7/137  
6,029,297 A \* 2/2000 French ..... B25B 7/22  
7/127  
6,493,892 B2 \* 12/2002 Kang ..... B25C 3/006  
7/125  
8,800,411 B2 \* 8/2014 Seemangal ..... B25F 1/006  
7/137  
2021/0308838 A1 \* 10/2021 Zhong ..... B25B 7/22

## OTHER PUBLICATIONS

Field Guardian Hammer Pliers, Google.com, [online], [site visited May 7, 2022], Available from internet URL: <https://www.amazon.com/Field-Guardian-670605-Hammer-Pliers/dp/B0041L7W8C> (Year: NA).\*

Hammer Pliers. Product Listing [online]. © 2020 Jeffers [retrieved on Mar. 17, 2020]. Retrieved from the Internet: <URL: [https://www.jefferspet.com/products/hammer-pliers?sku=T8AH&gclid=Cj0KCQjw3qzzBRDnARIsAECmryrRQpfMkvGQN1sPYY5Fu\\_FY6RIRXS1F9U-sTQB5fwyLVplYfPmDk48aAr3FEALw\\_wcB](https://www.jefferspet.com/products/hammer-pliers?sku=T8AH&gclid=Cj0KCQjw3qzzBRDnARIsAECmryrRQpfMkvGQN1sPYY5Fu_FY6RIRXS1F9U-sTQB5fwyLVplYfPmDk48aAr3FEALw_wcB)>. 11.5" Combination Hammer/Plier. Product Listing [online]. © 1996-2020, Amazon.com, Inc. [retrieved on Mar. 17, 2020]. Retrieved from the Internet: <URL: <https://www.amazon.com/ToolUSA-11-5-Combination-Hammer-plier/dp/B0055VHRD2>>.

\* cited by examiner

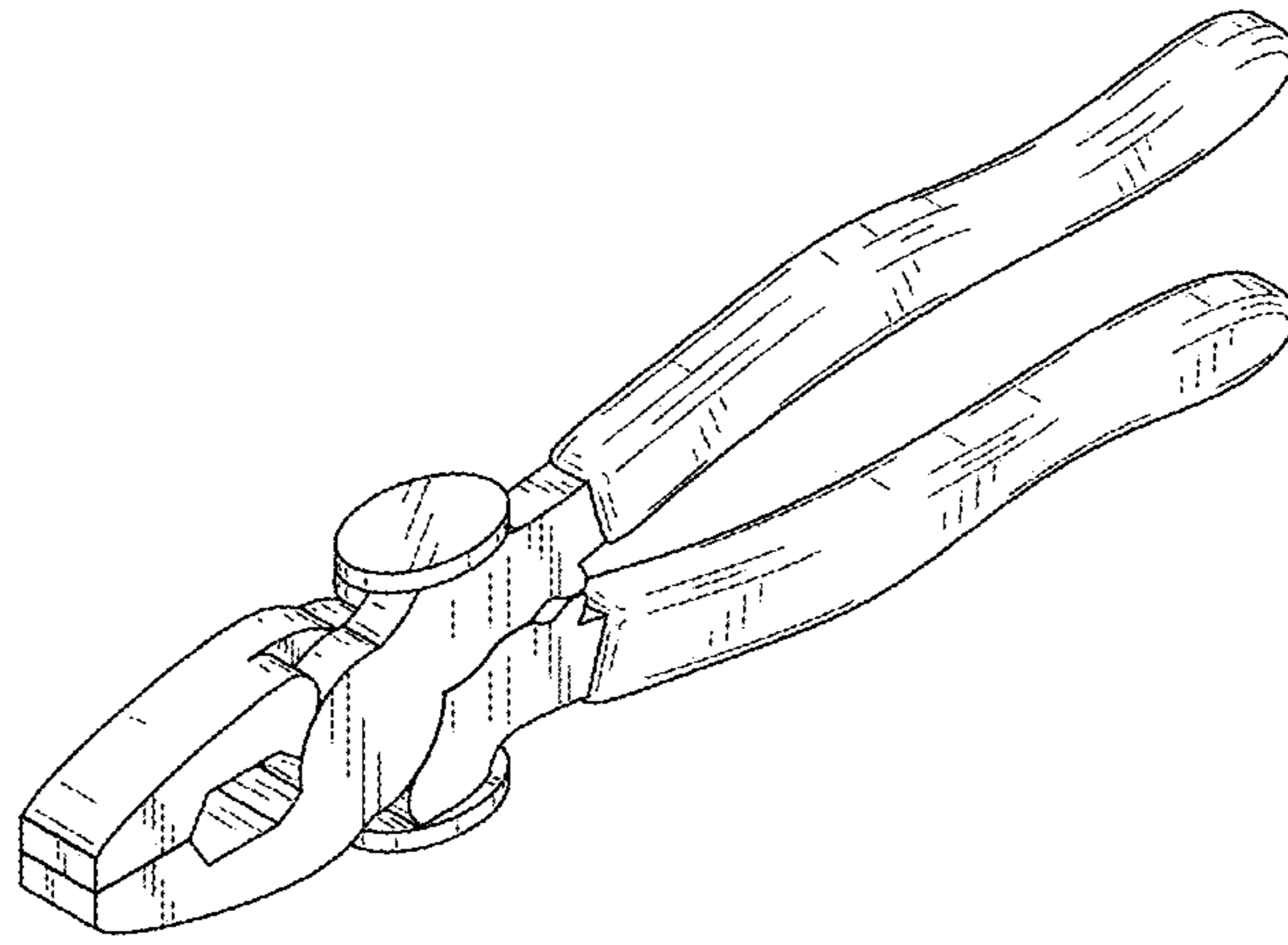


FIG. 1

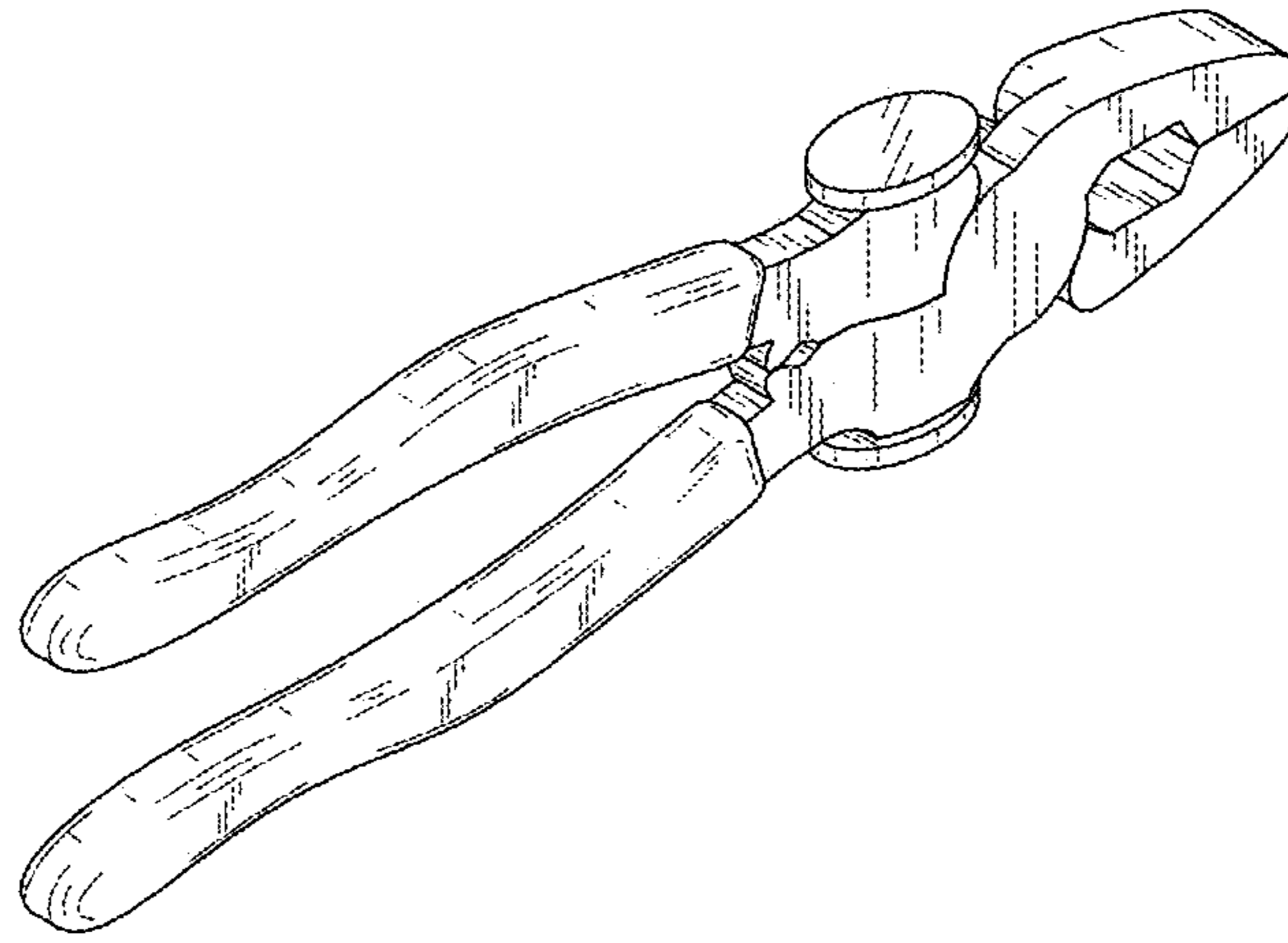


FIG. 2




FIG. 3

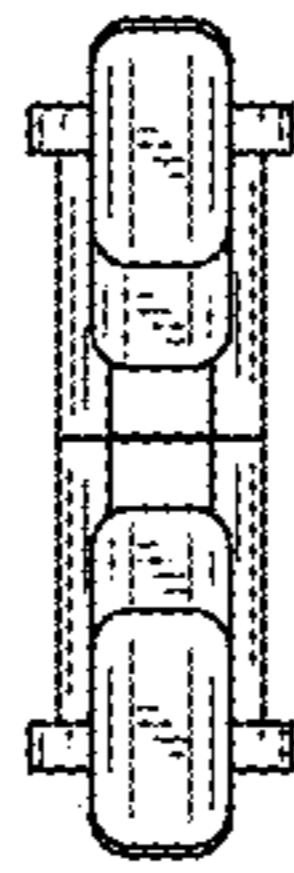


FIG. 4

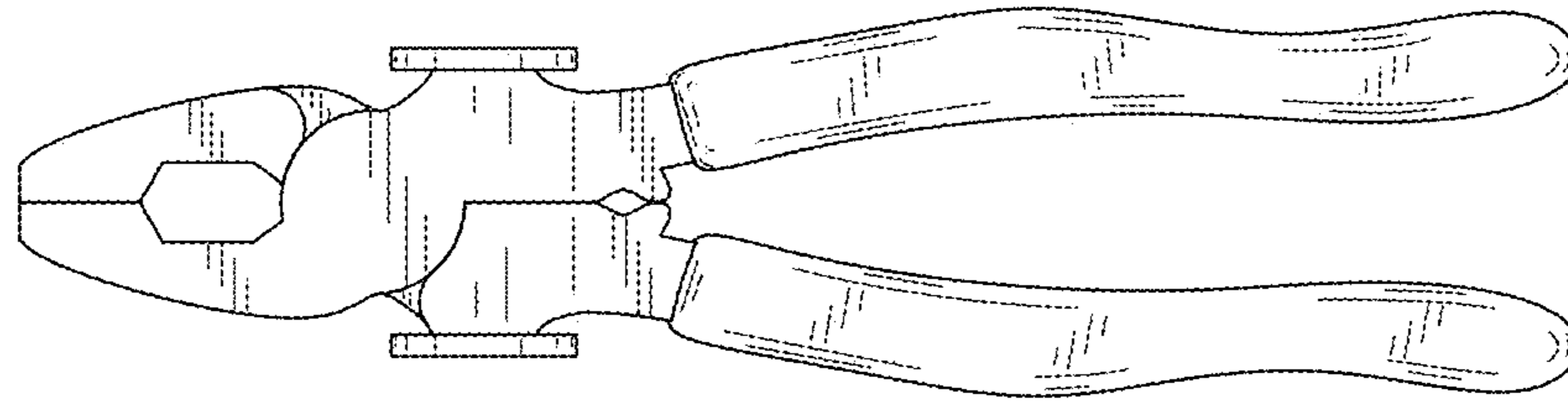


FIG. 5

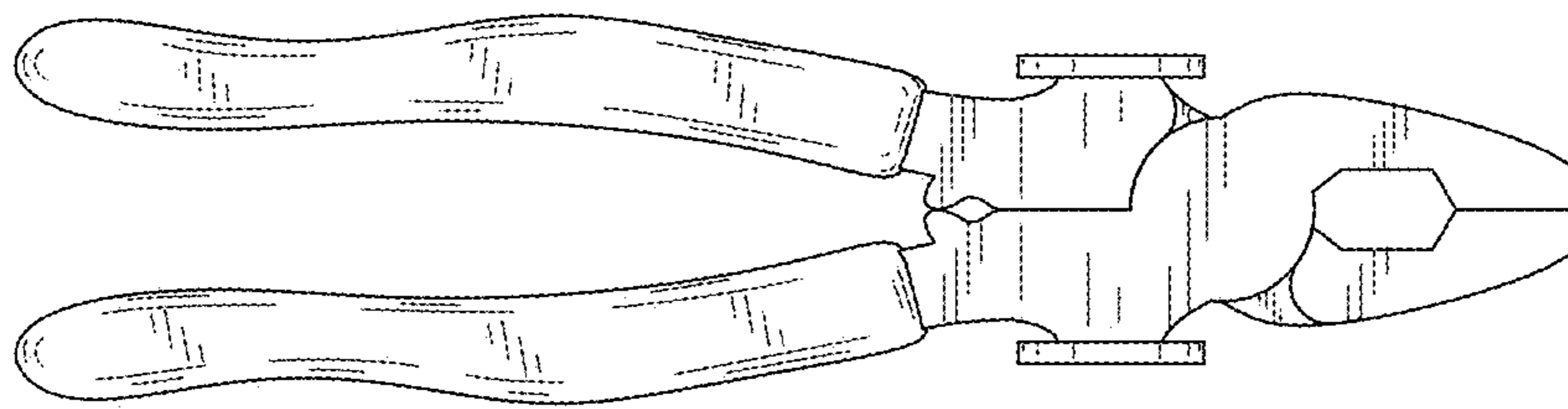


FIG. 6

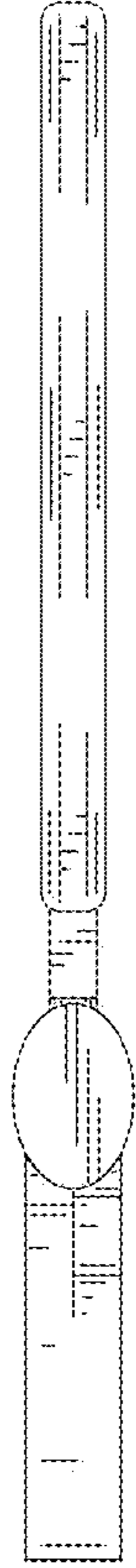


FIG. 7



FIG. 8