



US00D965366S

(12) **United States Design Patent**  
**Wang**

(10) **Patent No.:** **US D965,366 S**

(45) **Date of Patent:** **\*\* Oct. 4, 2022**

(54) **CHAIR**

(71) Applicant: **Henglin Home Furnishings Co., Ltd.,**  
Zhejiang (CN)

(72) Inventor: **Jianglin Wang, Zhejiang (CN)**

(73) Assignee: **Henglin Home Furnishings Co., Ltd.,**  
Zhejiang (CN)

(\*\*) Term: **15 Years**

(21) Appl. No.: **29/773,242**

(22) Filed: **Mar. 8, 2021**

(30) **Foreign Application Priority Data**

Sep. 8, 2020 (CN) ..... 202030529881.2

(51) **LOC (13) Cl.** ..... **06-01**

(52) **U.S. Cl.**  
USPC ..... **D6/716.1**

(58) **Field of Classification Search**

USPC ..... D6/334, 344, 348, 356, 367, 716.1  
CPC ..... A47C 1/031; A47C 1/036; A47C 3/02;  
A47C 3/021; A47C 3/023; A47C 3/025;  
A47C 3/026; A47C 3/029; A47C 3/12;  
A47C 3/02; A47C 7/002; A47C 7/18;  
A47C 7/24; A47C 7/46; A47C 7/462

See application file for complete search history.

(56) **References Cited**

**U.S. PATENT DOCUMENTS**

D195,401 S \* 6/1963 Johnson ..... D6/366  
D233,280 S \* 10/1974 Fisher ..... D6/344

D240,348 S *	6/1976	Schoblom	.....	D6/366
D260,205 S *	8/1981	Buhk	.....	D6/366
D280,786 S *	10/1985	Platner	.....	D6/366
D327,585 S *	7/1992	Hollington	.....	D6/366
D474,902 S *	5/2003	Lewis	.....	D6/334
D566,437 S *	4/2008	Egger	.....	D6/366
D704,466 S *	5/2014	Massaud	.....	D6/364
D785,955 S *	5/2017	Jourdan	.....	D6/381
D852,527 S *	7/2019	Heydari	.....	D6/366
D880,884 S *	4/2020	Li	.....	D6/366
D946,296 S *	3/2022	Massaud	.....	D6/366

\* cited by examiner

*Primary Examiner* — R. Johnson

(74) *Attorney, Agent, or Firm* — JCIP Global Inc.

(57) **CLAIM**

The ornamental design for a chair, as shown and described.

**DESCRIPTION**

FIG. 1 is a perspective view of a chair showing my new design;

FIG. 2 is a front view thereof;

FIG. 3 is a rear view thereof;

FIG. 4 is a left side view thereof;

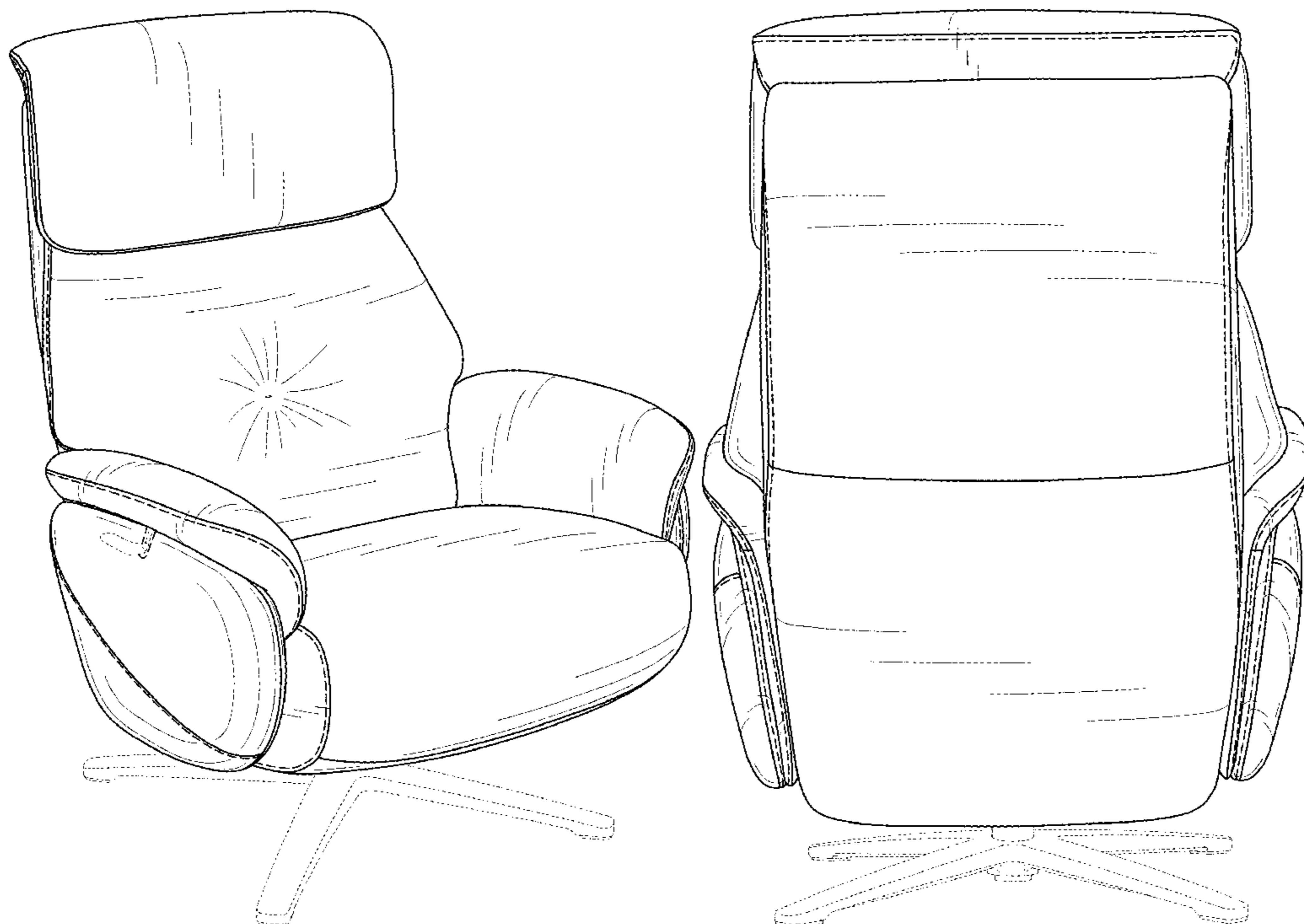
FIG. 5 is a right side view thereof;

FIG. 6 is a top view thereof; and,

FIG. 7 is another perspective view thereof in an environment of use when the backrest is inclined rearward.

A bottom view thereof is omitted since it does not contain ornamental features. The heavy broken line showing of stitch lines in FIGS. 1-7 forms portions of the claimed design, while the light broken line showing of portions of the chair in FIGS. 1-7 forms no part of the claimed design.

**1 Claim, 7 Drawing Sheets**






FIG. 1




FIG. 2

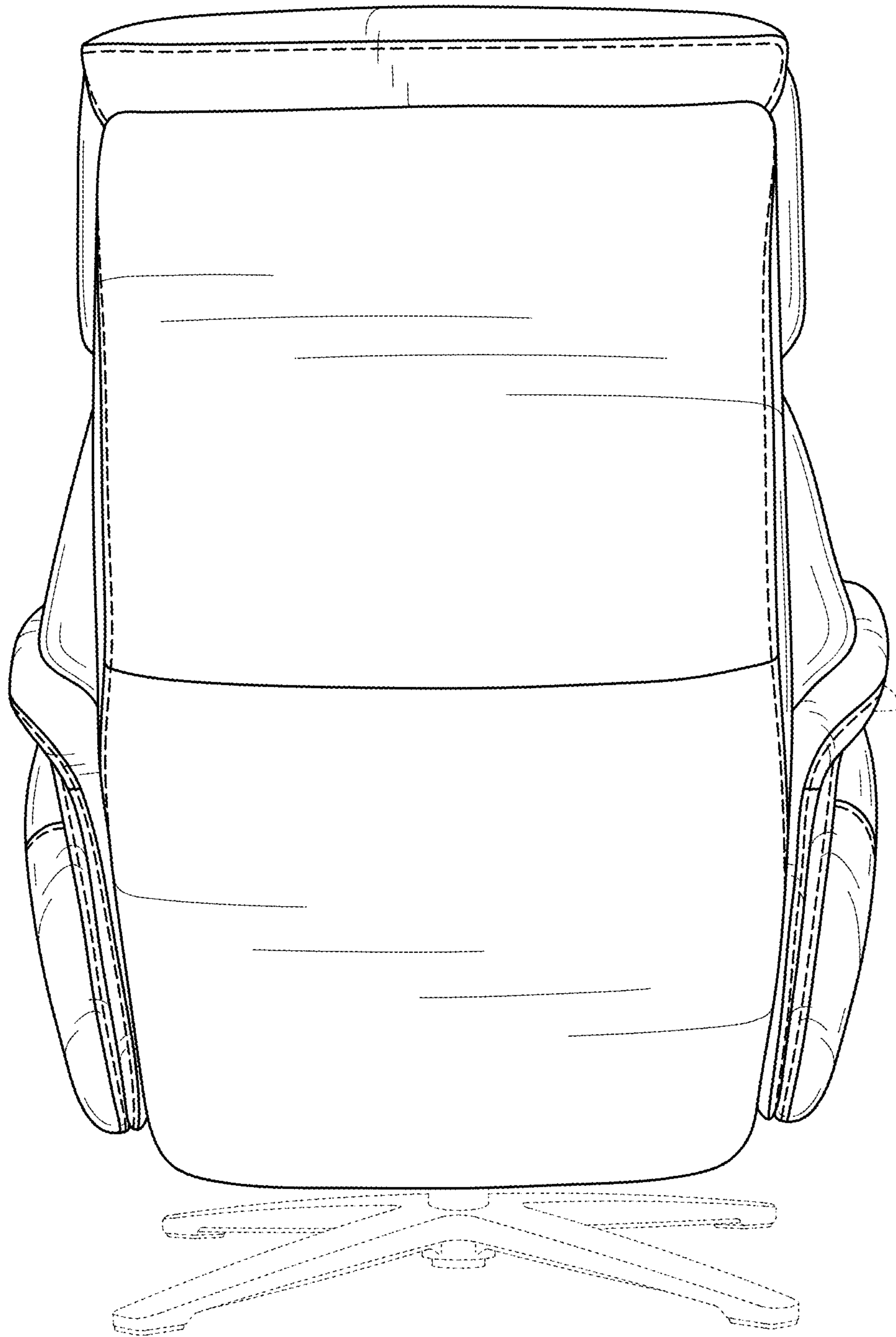


FIG. 3

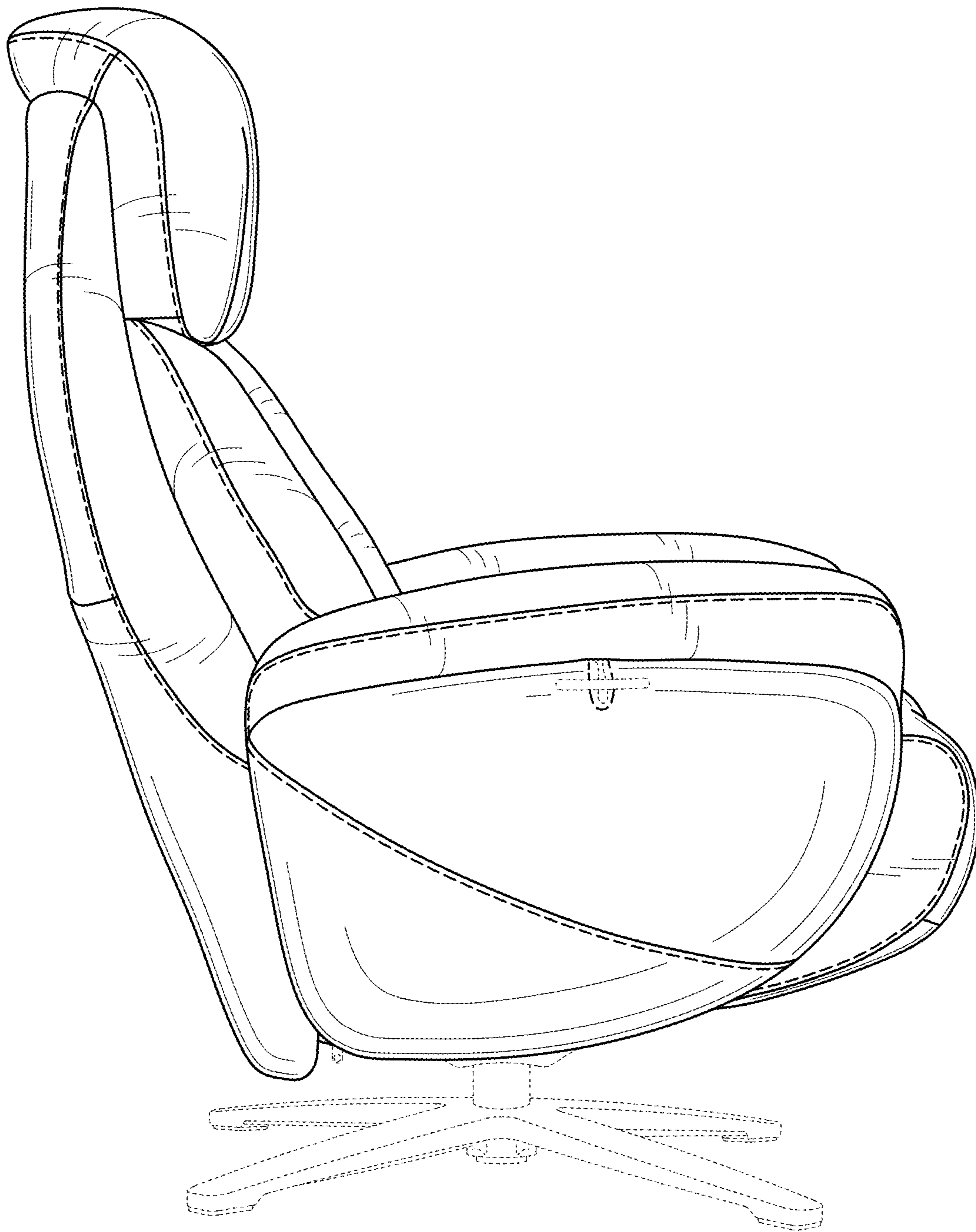


FIG. 4

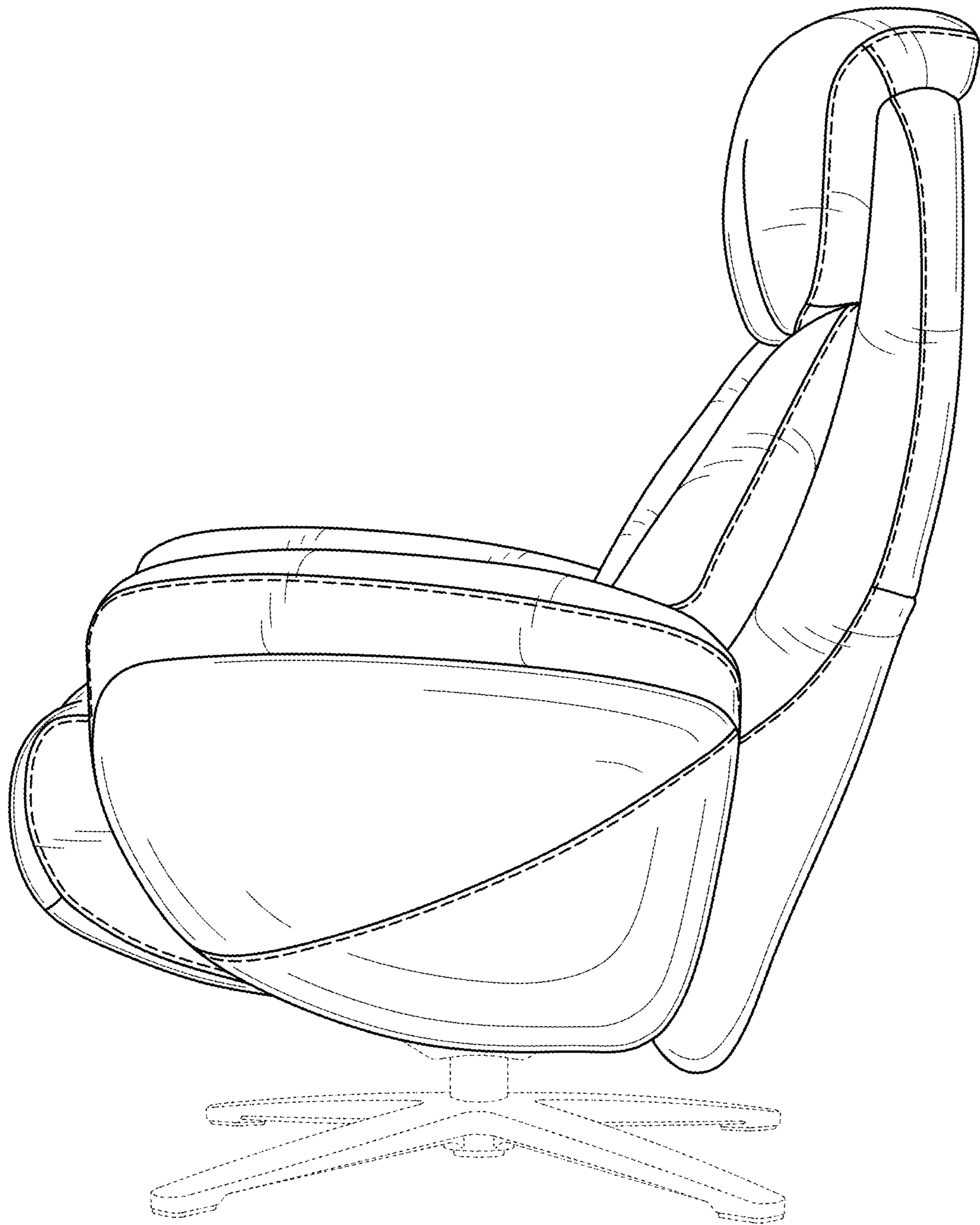


FIG. 5

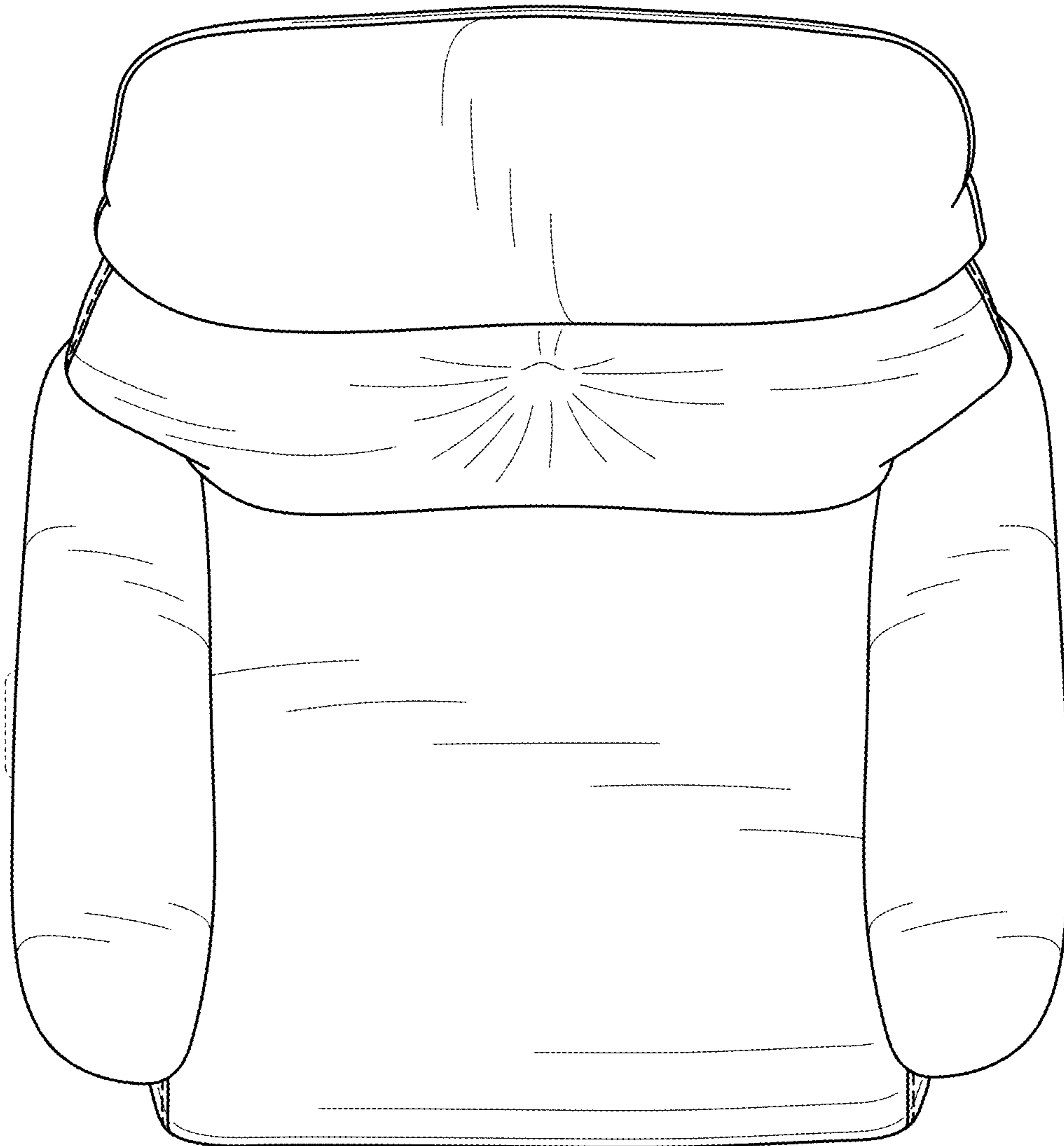


FIG. 6

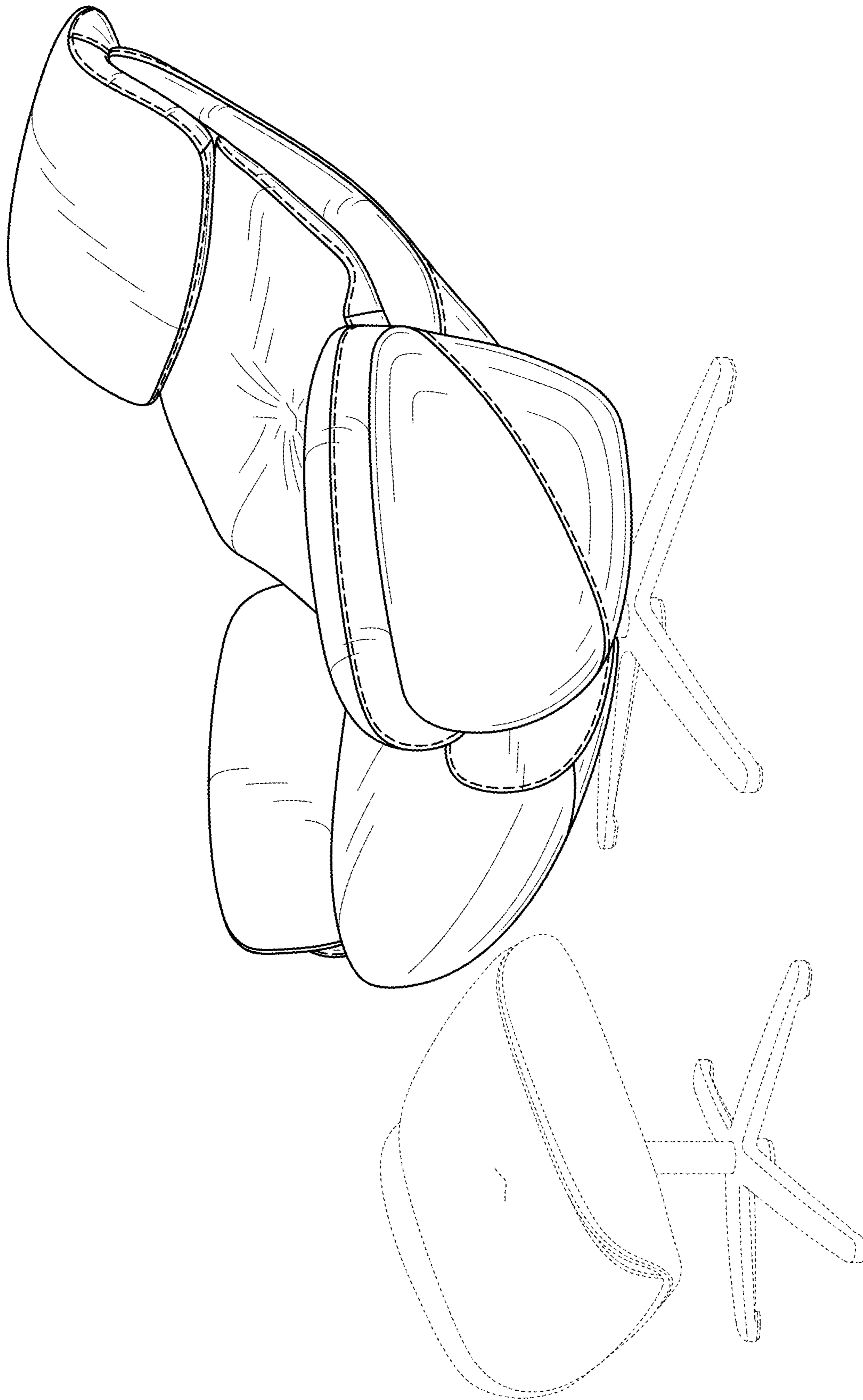


FIG. 7