



US00D965351S

(12) **United States Design Patent** (10) **Patent No.:** **US D965,351 S**
Li (45) **Date of Patent:** **** Oct. 4, 2022**

(54) **FILE CABINET**

D732,322 S 6/2015 Anderson et al.
D773,861 S * 12/2016 Burden D6/661
D922,803 S 6/2021 van Thiel et al.

(71) Applicant: **Luoyang Dbin Office Furniture Co., Ltd.**, Luoyang (CN)

FOREIGN PATENT DOCUMENTS

(72) Inventor: **Yingbin Li**, Luoyang (CN)

FR 981417 S1 5/1951

(73) Assignee: **LUOYANG DBIN OFFICE FURNITURE CO., LTD.**, Luoyang (CN)

OTHER PUBLICATIONS

(**) Term: **15 Years**

Lateral File Cabinet Bookcase Glass Doors Glass Front Storage Cabinet Metal Vertical Two Door File Cabinets, alibaba.com, Retrieved Date: Jun. 28, 2022, pp. 1,4, from https://www.alibaba.com/product-detail/Lateral-File-Cabinet-Bookcase-Glass-Doors_60609452124.html (Year: 2022).*

(21) Appl. No.: **29/814,325**

* cited by examiner

(22) Filed: **Nov. 5, 2021**

(51) **LOC (13) Cl.** **06-04**

Primary Examiner — Mimoso De

(52) **U.S. Cl.**

(74) *Attorney, Agent, or Firm* — Chun-Ming Shih; Lanway IPR Services

USPC **D6/661**

(58) **Field of Classification Search**

(57) **CLAIM**

USPC D6/657, 660, 661, 662, 662.1, 663, 664, D6/664.1, 671, 671.1, 671.2, 671.3, 671.4
CPC A47B 47/00; A47B 17/04; A47B 45/00; A47B 47/03; A47B 47/04; A47B 63/00; A47B 67/00; A47B 47/02; A47B 61/00; A47B 81/00; A47F 3/00; A47F 3/005; A47F 5/00

The ornamental design for a file cabinet, as shown and described.

See application file for complete search history.

DESCRIPTION

(56) **References Cited**

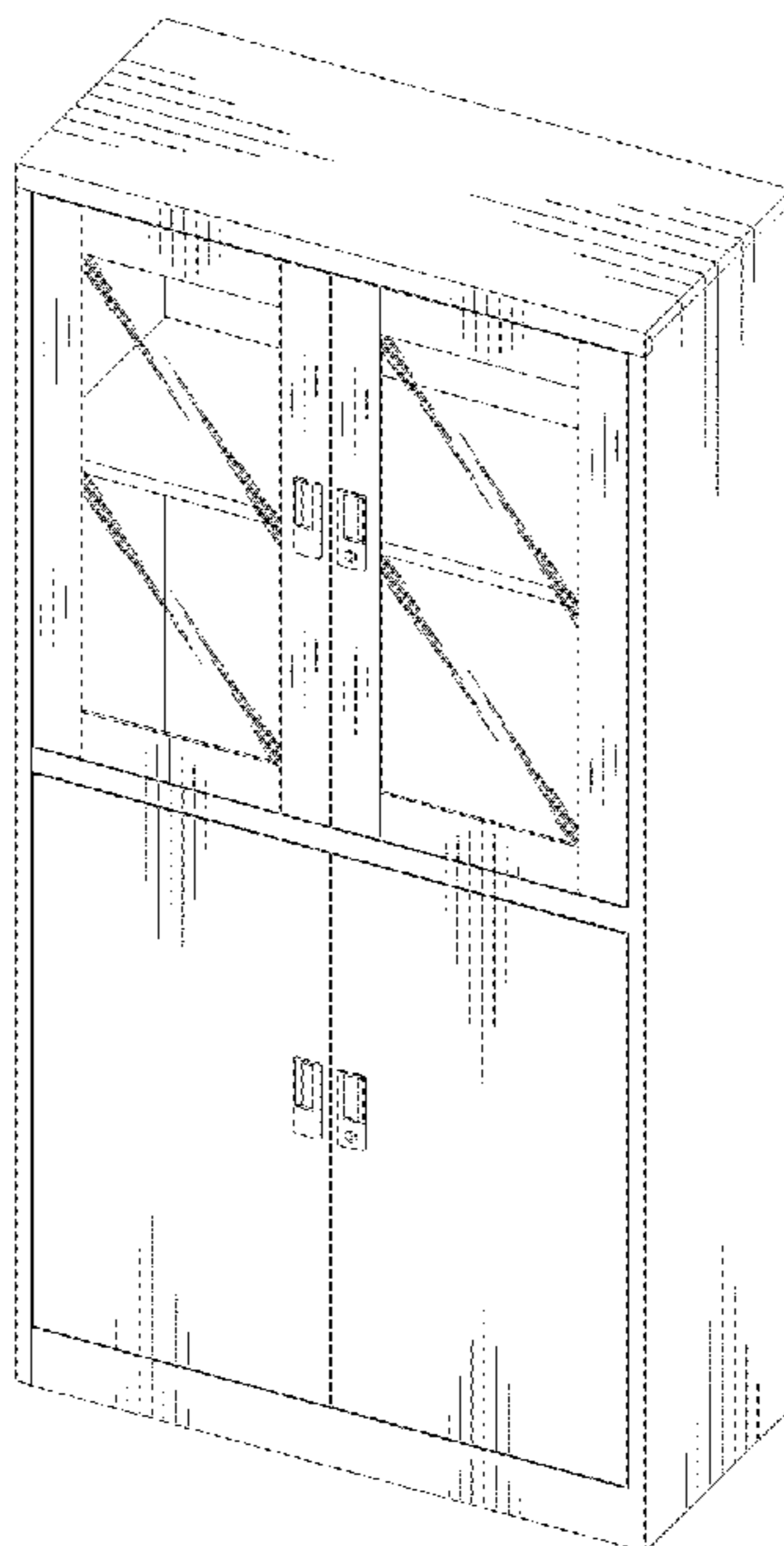
FIG. 1 is a front perspective view of a file cabinet showing the new design;
FIG. 2 is a back perspective view thereof;
FIG. 3 is a front view thereof;
FIG. 4 is a back view thereof;
FIG. 5 is a left view thereof;
FIG. 6 is a right view thereof;
FIG. 7 is a top view thereof; and,
FIG. 8 is a bottom view thereof.

U.S. PATENT DOCUMENTS

D111,503 S * 9/1938 Beeber D6/661
D346,511 S * 5/1994 Wegener D6/660
D374,136 S * 10/1996 Walters, III D6/661
D553,389 S 10/2007 Marcus et al.
D580,195 S 11/2008 Daino et al.
D609,936 S 2/2010 Haimoff
D642,400 S 8/2011 Koehn

The broken lines represent the portions of the design that form no part of the claim.

1 Claim, 8 Drawing Sheets



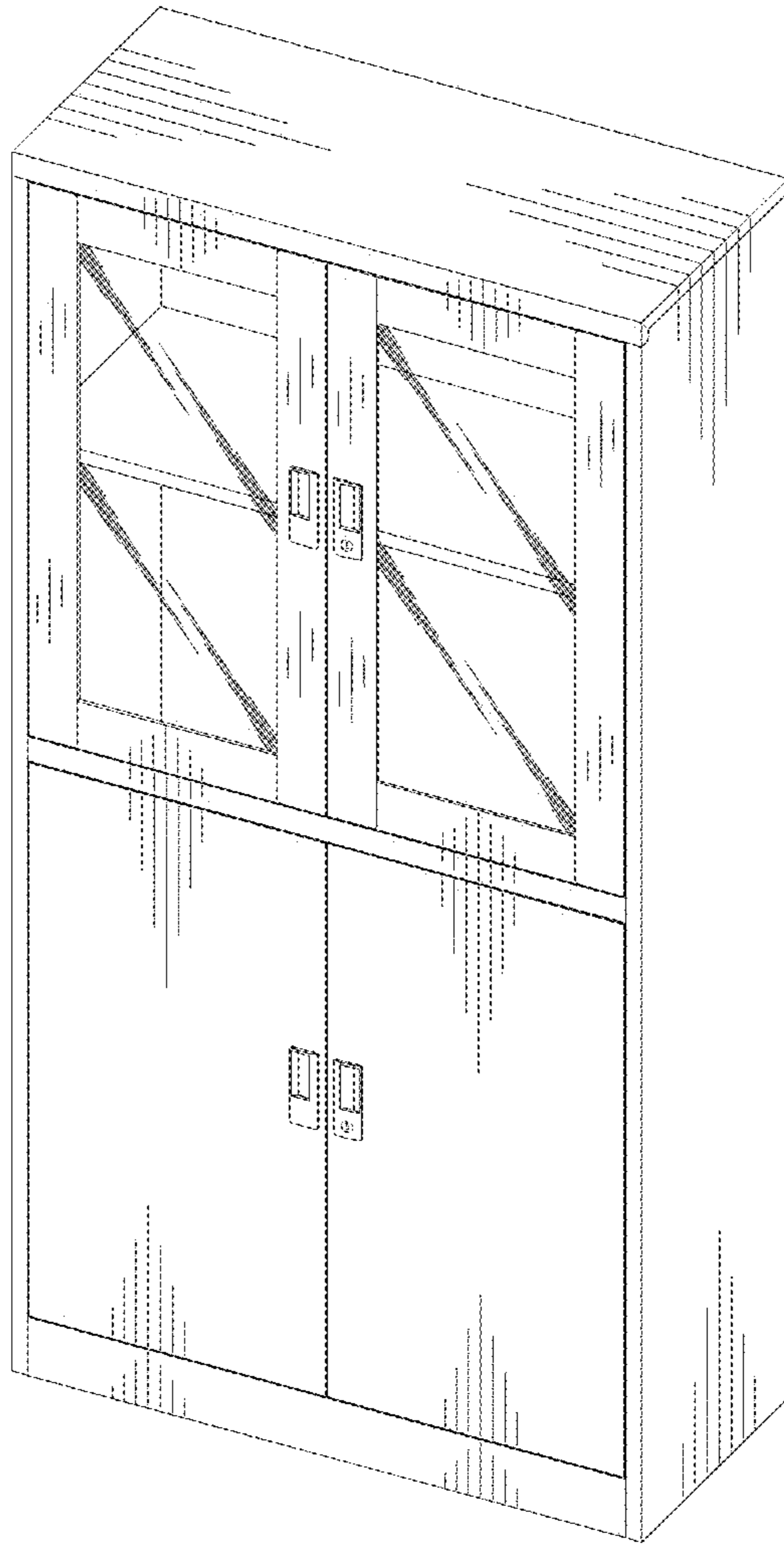


FIG. 1

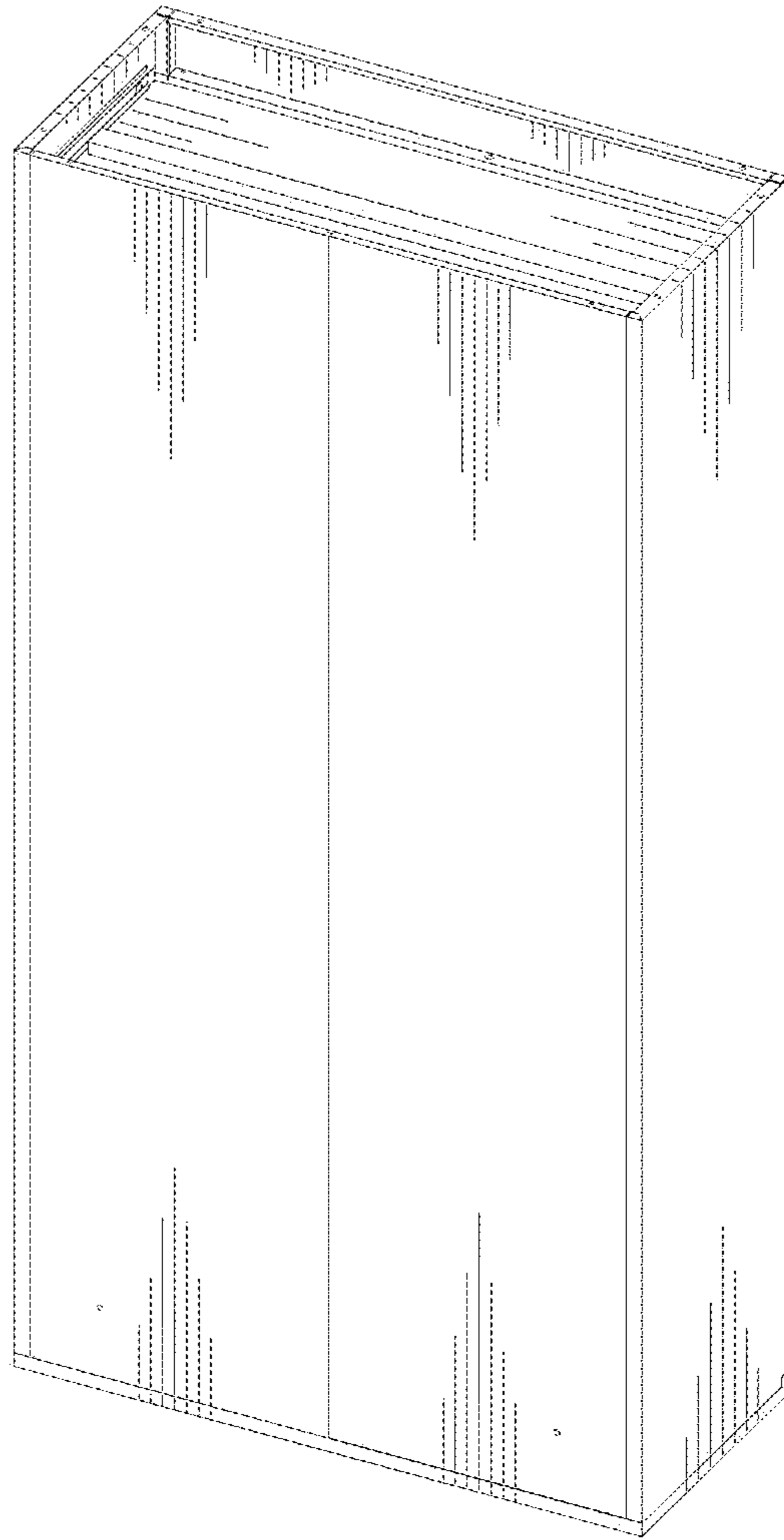


FIG. 2

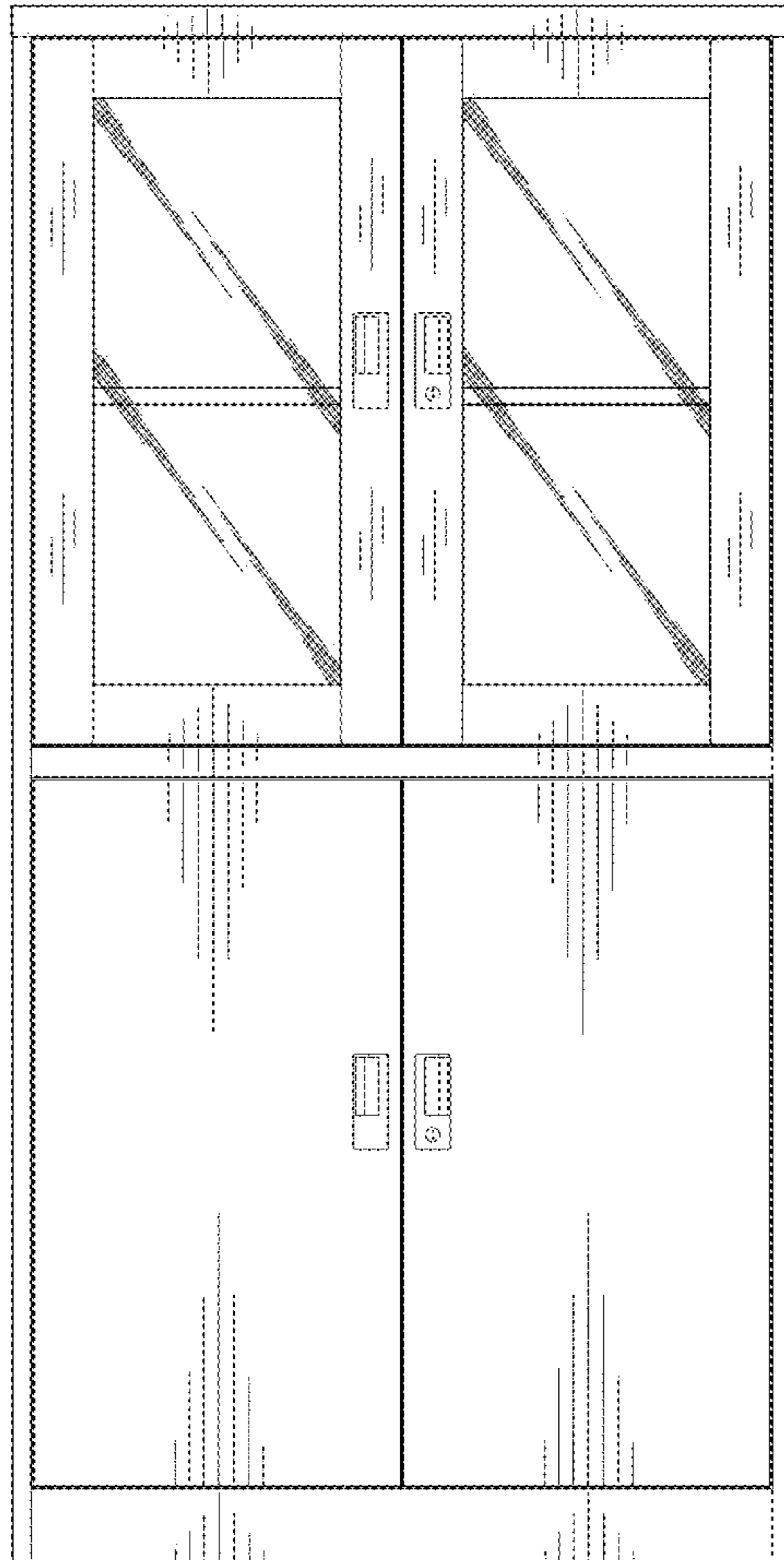


FIG. 3




FIG. 4




FIG. 5




FIG. 6

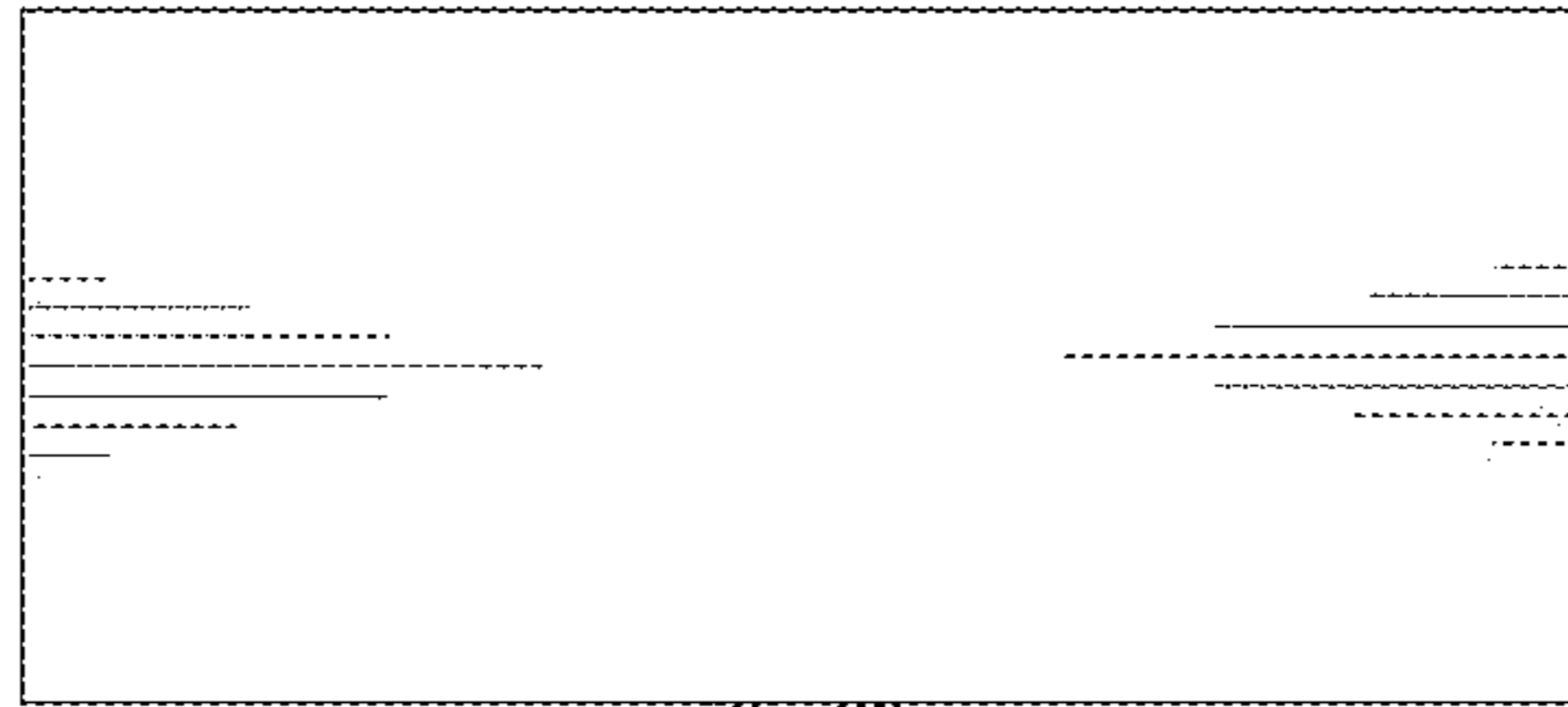


FIG. 7

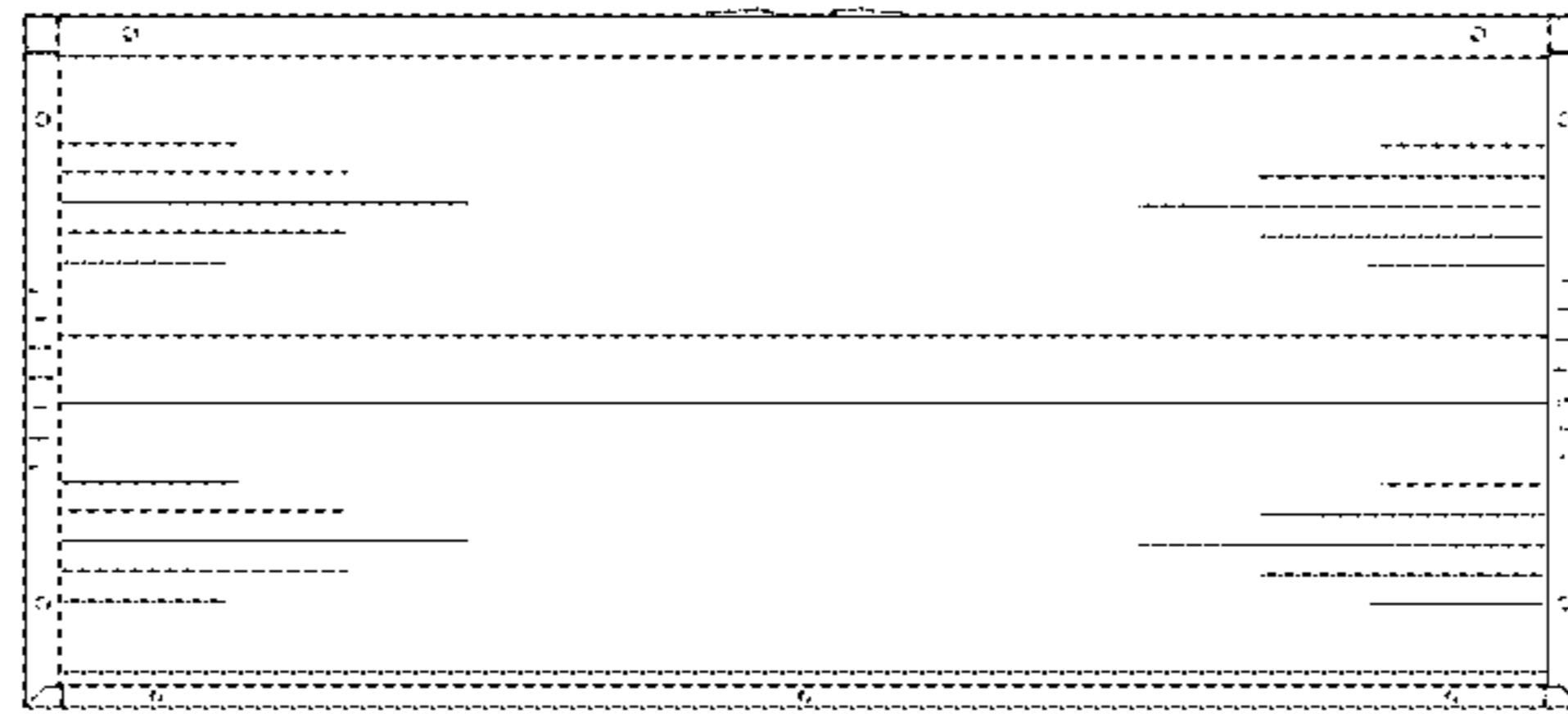


FIG. 8