



US00D965347S

(12) **United States Design Patent** (10) **Patent No.:** **US D965,347 S**
Tan (45) **Date of Patent:** **** Oct. 4, 2022**

(54) **SLEEPING PAD**
(71) Applicant: **Hangzhou Tan**, Meizhou (CN)
(72) Inventor: **Hangzhou Tan**, Meizhou (CN)
(**) Term: **15 Years**
(21) Appl. No.: **29/795,474**

(22) Filed: **Jun. 18, 2021**
(51) **LOC (13) Cl.** **06-09**
(52) **U.S. Cl.**
USPC **D6/604**; D6/596
(58) **Field of Classification Search**
USPC D6/595, 596, 601, 604, 605, 606;
D12/316; D21/809; D23/304
CPC A47C 27/10; A47C 27/081; A47C 17/64;
A47C 27/128; A47C 27/18; A47G 9/086;
A47G 9/06
See application file for complete search history.

(56) **References Cited**
U.S. PATENT DOCUMENTS

D315,187 S	*	3/1991	Thomas	D6/596
D341,983 S	*	12/1993	Wang	D6/604
D849,445 S	*	5/2019	Li	D6/596
D858,141 S		9/2019	Simmons		
D863,829 S	*	10/2019	Huang	D6/604
D883,715 S	*	5/2020	Zhu	D6/604
D884,389 S		5/2020	Modeste		
D897,740 S	*	10/2020	Tan	D6/604
D898,462 S	*	10/2020	Tan	D6/604
D899,150 S	*	10/2020	Cheng	D6/605
D921,400 S	*	6/2021	He	D6/604
D931,014 S	*	9/2021	Shi	D6/604
D942,778 S	*	2/2022	Song	D6/604
D959,877 S	*	8/2022	Meng	D6/604
D959,878 S	*	8/2022	Meng	D6/604

2007/0209119 A1* 9/2007 Chun-Chu A47C 27/082
5/713
2013/0167301 A1* 7/2013 Shih A47C 27/083
5/713
2020/0239114 A1* 7/2020 de Grasse A47C 1/146

FOREIGN PATENT DOCUMENTS

EM 008679161-0001 * 9/2021
GB 9006260584-0001 * 2/2019

OTHER PUBLICATIONS

Oeuvvow Sleeping pad, Amazon Product Page. Date First Available: Jan. 8, 2022, Date Accessed: Aug. 2, 2022. Available on the Internet URL: <https://www.amazon.com/Sleeping-Pad-Built-Ultralight-Backpacking/dp/B09Q12Z3BR/> (Year: 2022).*
Jemulice Sleeping Pad, Amazon Product Page. Date First Available: Apr. 12, 2022, Date Accessed: Aug. 2, 2022. Available on the Internet URL: <https://www.amazon.com/Sleeping-Inflatable-Ultralight-Backpacking-Traveling/dp/B09XQBJC3G/> (Year: 2022).*

* cited by examiner

Primary Examiner — S. Bryan Reinholdt, Jr.
Assistant Examiner — Julia S Folkart


(57) **CLAIM**

The ornamental design for a sleeping pad, as shown and described.

DESCRIPTION

FIG. 1 is a perspective view of a sleeping pad showing my new design;
FIG. 2 is another perspective view thereof;
FIG. 3 is a front elevational view thereof;
FIG. 4 is a rear elevational view thereof;
FIG. 5 is a left side elevational view thereof;
FIG. 6 is a right side elevational view thereof;
FIG. 7 is a top plan view thereof; and,
FIG. 8 is a bottom plan view thereof.

1 Claim, 8 Drawing Sheets






FIG. 1




FIG. 2




FIG. 3




FIG. 4




FIG. 5




FIG. 6




FIG. 7




FIG. 8