



US00D965335S

(12) **United States Design Patent** (10) **Patent No.:** **US D965,335 S**
Qian (45) **Date of Patent:** **** Oct. 4, 2022**

(54) **BED**
(71) Applicant: **COMPTREE, INC.**, City of Industry, CA (US)
(72) Inventor: **Jenny Qian**, Changshu (CN)
(**) Term: **15 Years**
(21) Appl. No.: **29/797,001**
(22) Filed: **Jun. 28, 2021**
(51) **LOC (13) Cl.** **06-02**
(52) **U.S. Cl.**
USPC **D6/388**
(58) **Field of Classification Search**
USPC D6/384, 388; D21/814, 818, 820, 826, D21/831, 511
CPC A47C 19/20; A47C 19/22; A47C 17/62
See application file for complete search history.

D791,494 S 7/2017 Bosch
D831,371 S 10/2018 Long
D869,329 S 12/2019 Chouikh
D906,000 S 12/2020 Hernandez
D906,001 S * 12/2020 Gwee D6/383
D917,194 S 4/2021 Shen
D917,195 S 4/2021 Shen
D917,196 S 4/2021 Shen
2006/0162065 A1 * 7/2006 Glattstein A47C 17/62 5/2.1
2019/0330878 A1 * 10/2019 Presti E04H 17/1417
2021/0007506 A1 * 1/2021 Rosskelly A47D 7/02

OTHER PUBLICATIONS

“Twin Bed . . . ” Feb. 26, 2021, amazon.com, site visited Mar. 8, 2022 <https://www.amazon.com/Premium-House-Frame-Fence-Cabin/dp/B08LNKG7MR/ref=cm_cr_arp_d_product_top?ie=UTF8> (Year: 2021).*

* cited by examiner

Primary Examiner — Paul D Bohannon

(56) **References Cited**
U.S. PATENT DOCUMENTS

3,316,564 A * 5/1967 Rogers, Jr. A47C 19/20 5/8
D228,990 S * 11/1973 Villanova D6/384
D250,783 S * 1/1979 Dieter D21/822
D333,048 S * 2/1993 deBlois D6/393
D366,970 S * 2/1996 Pollard D6/383
D422,160 S * 4/2000 Zaidman D6/384
D532,213 S * 11/2006 Jannetides, Sr. D6/383
D574,163 S * 8/2008 Jannetides D6/383
D587,776 S * 3/2009 Robertson D21/814
D611,719 S * 3/2010 Everson A47C 19/20 D6/393
D623,432 S * 9/2010 Porter D6/383
D641,566 S * 7/2011 Porter D6/384
D653,872 S * 2/2012 Chen A47C 19/205 D6/384
D702,962 S 4/2014 Schmitt

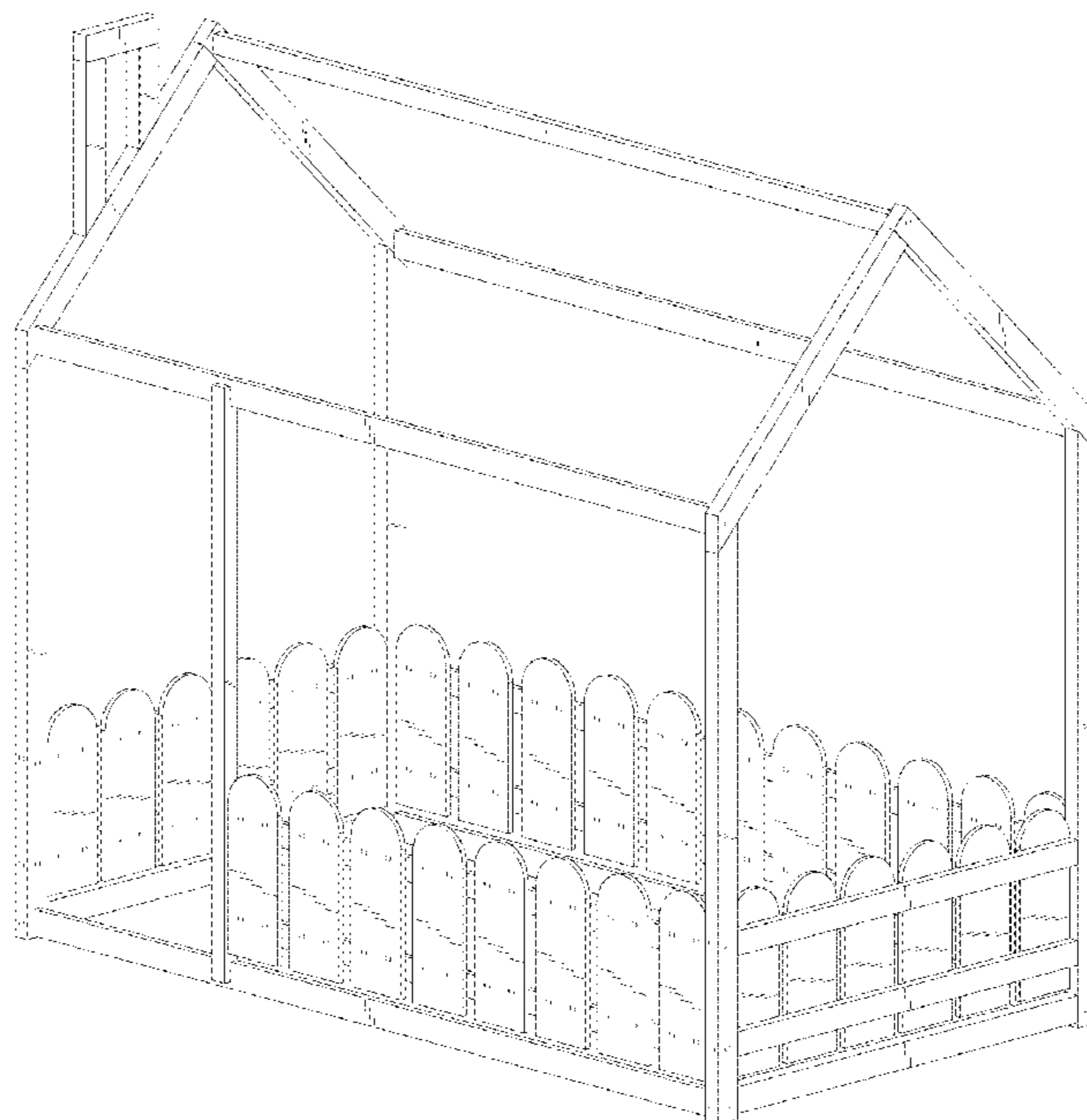
(57) **CLAIM**

The ornamental design for a bed, as shown and described.

DESCRIPTION

FIG. 1 is a front, right side, top perspective view of a bed showing my new design;
FIG. 2 is a front elevational view thereof;
FIG. 3 is a rear elevational view thereof;
FIG. 4 is a left side elevational view thereof;
FIG. 5 is a right side elevational view thereof;
FIG. 6 is a top plan view thereof; and,
FIG. 7 is a bottom plan view thereof.
The broken lines depict portions of the bed that form no part of the claimed design.

1 Claim, 7 Drawing Sheets



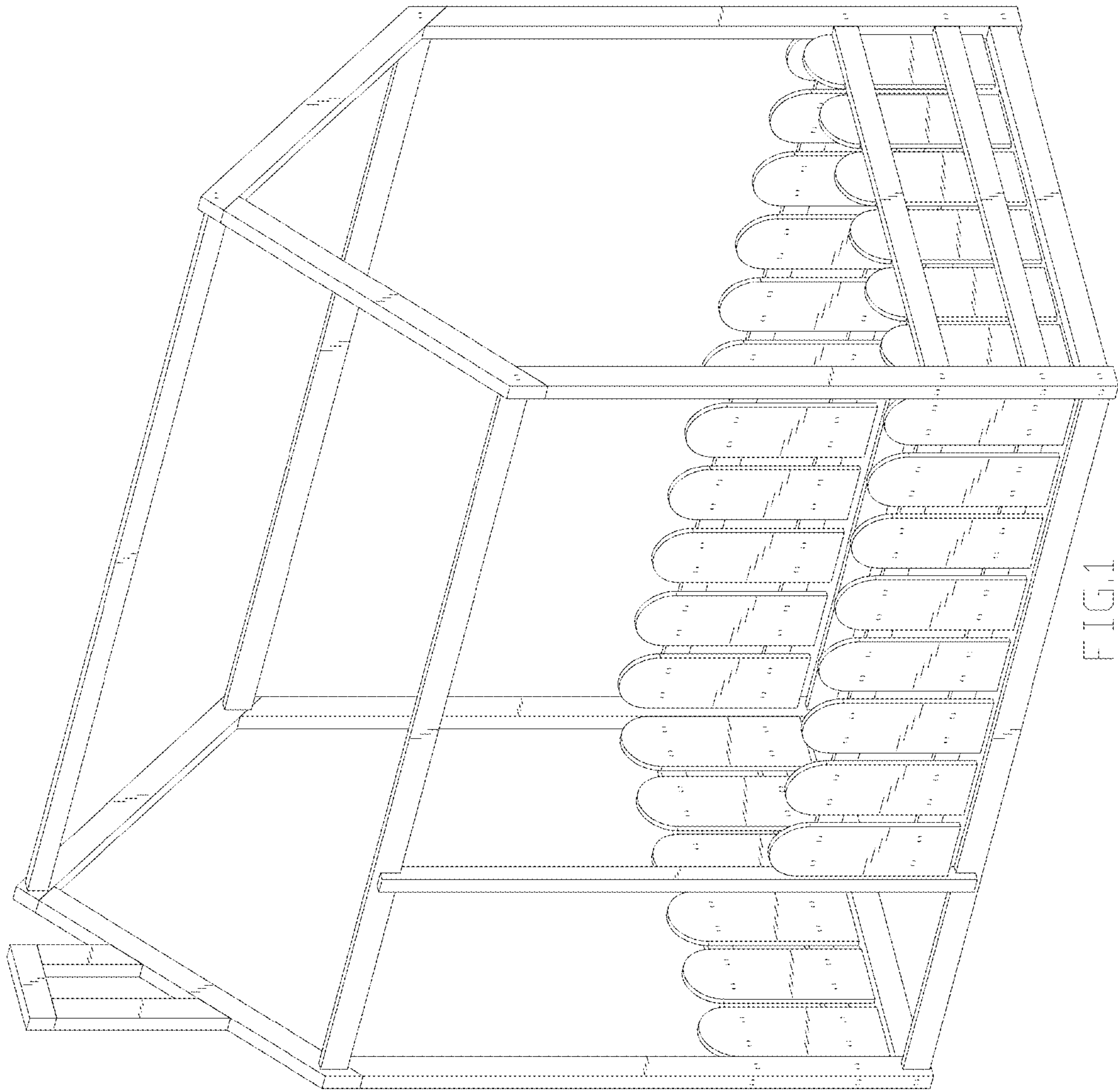


FIG. 1

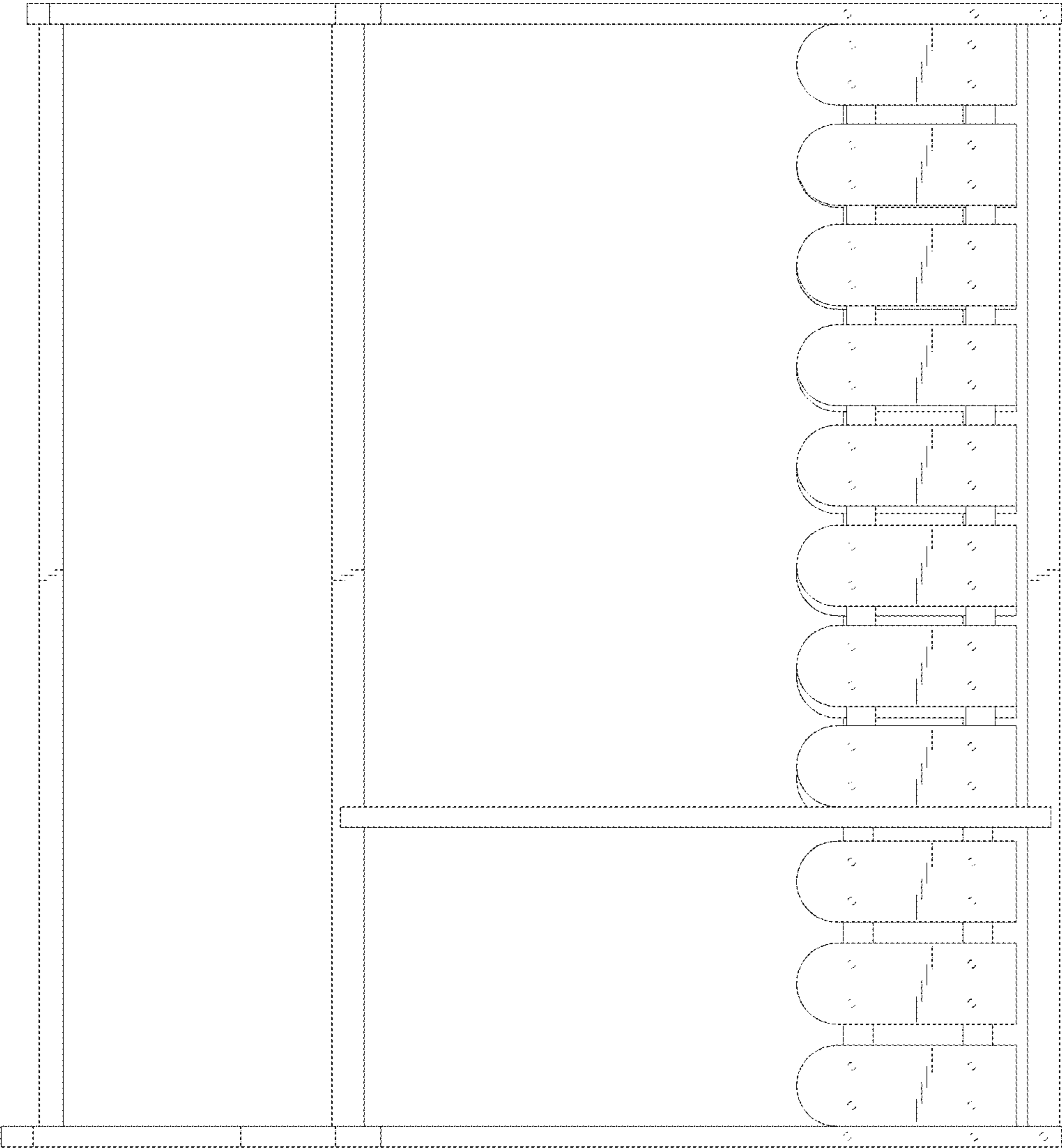


FIG. 2

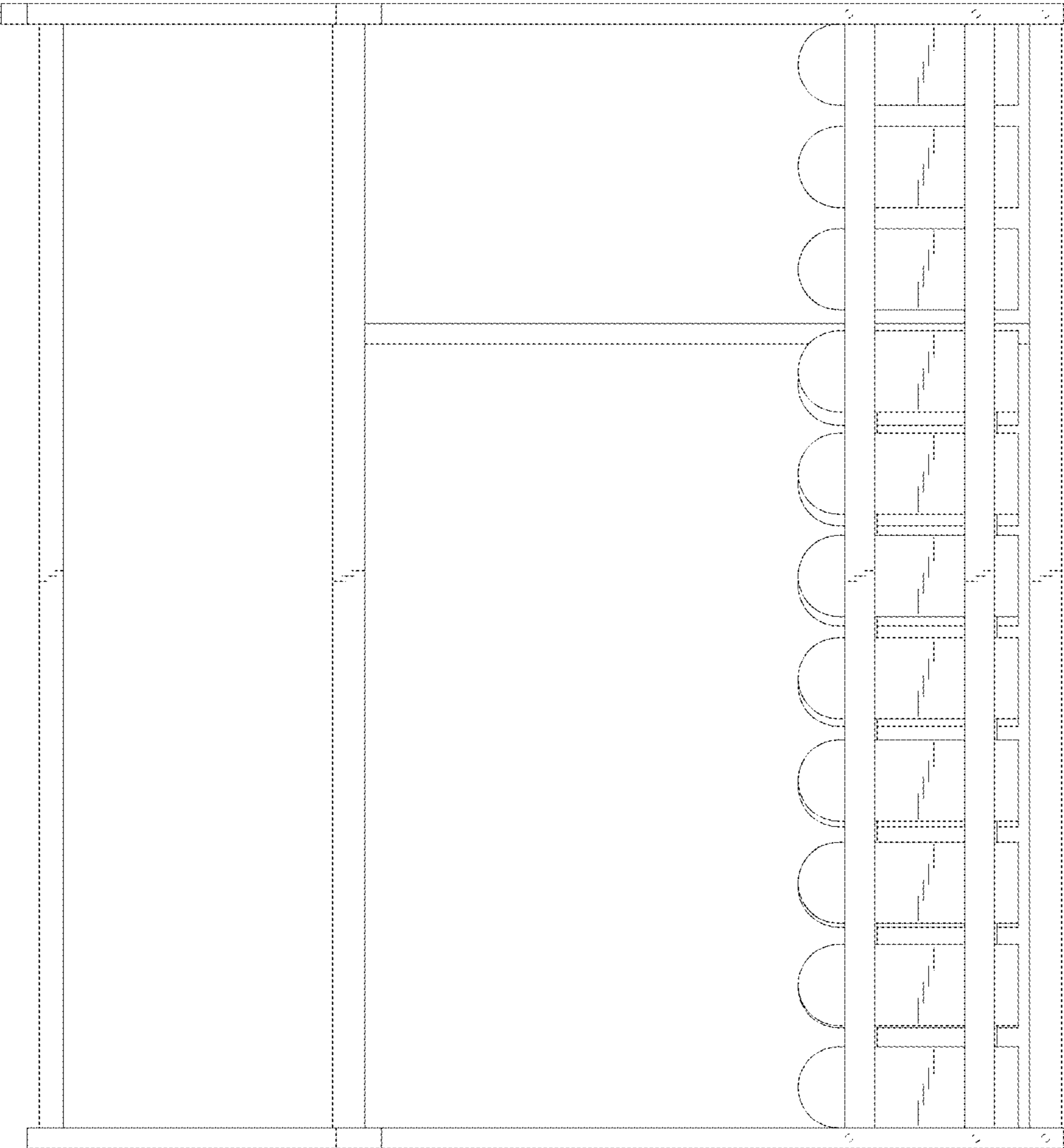


FIG. 3

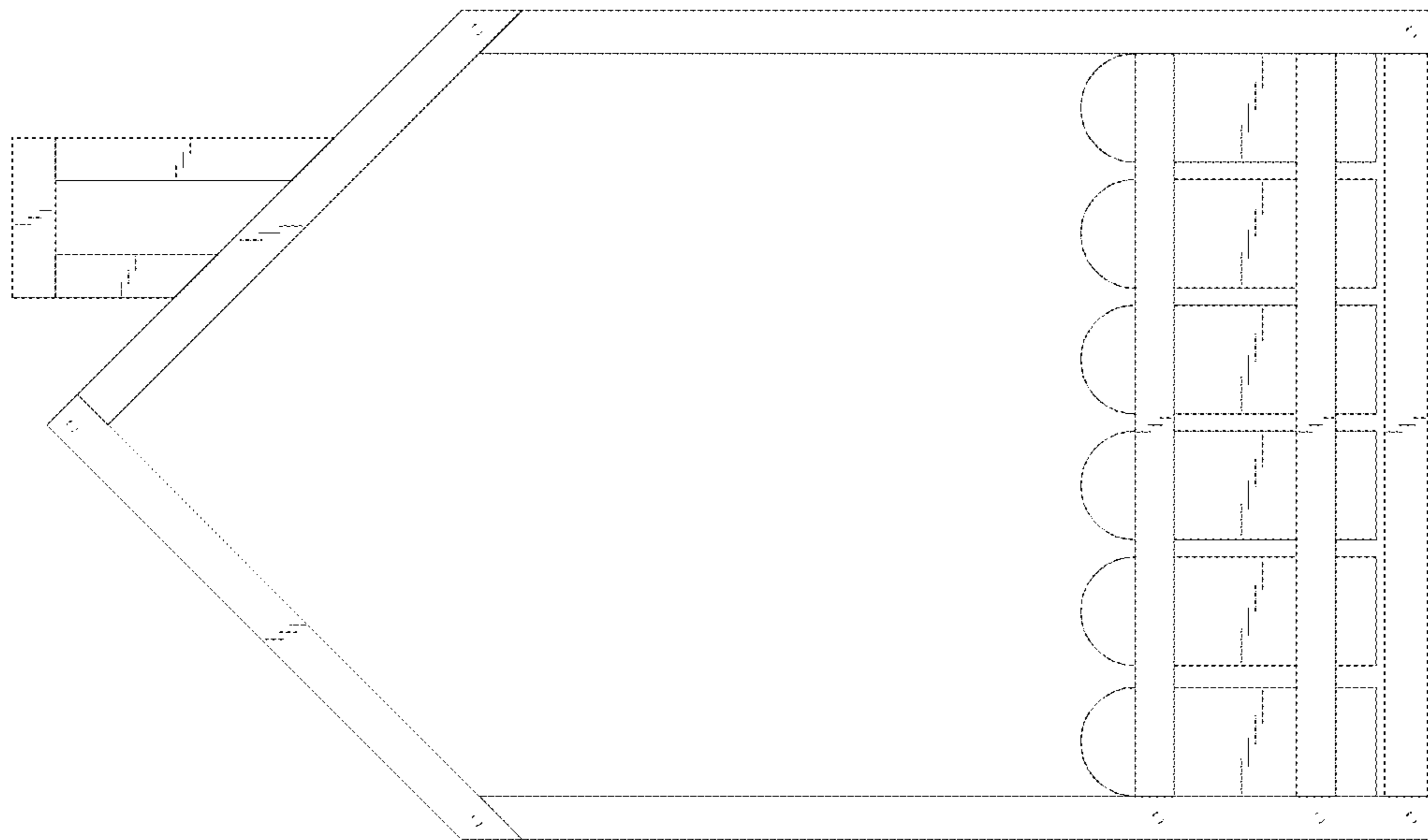


FIG. 4

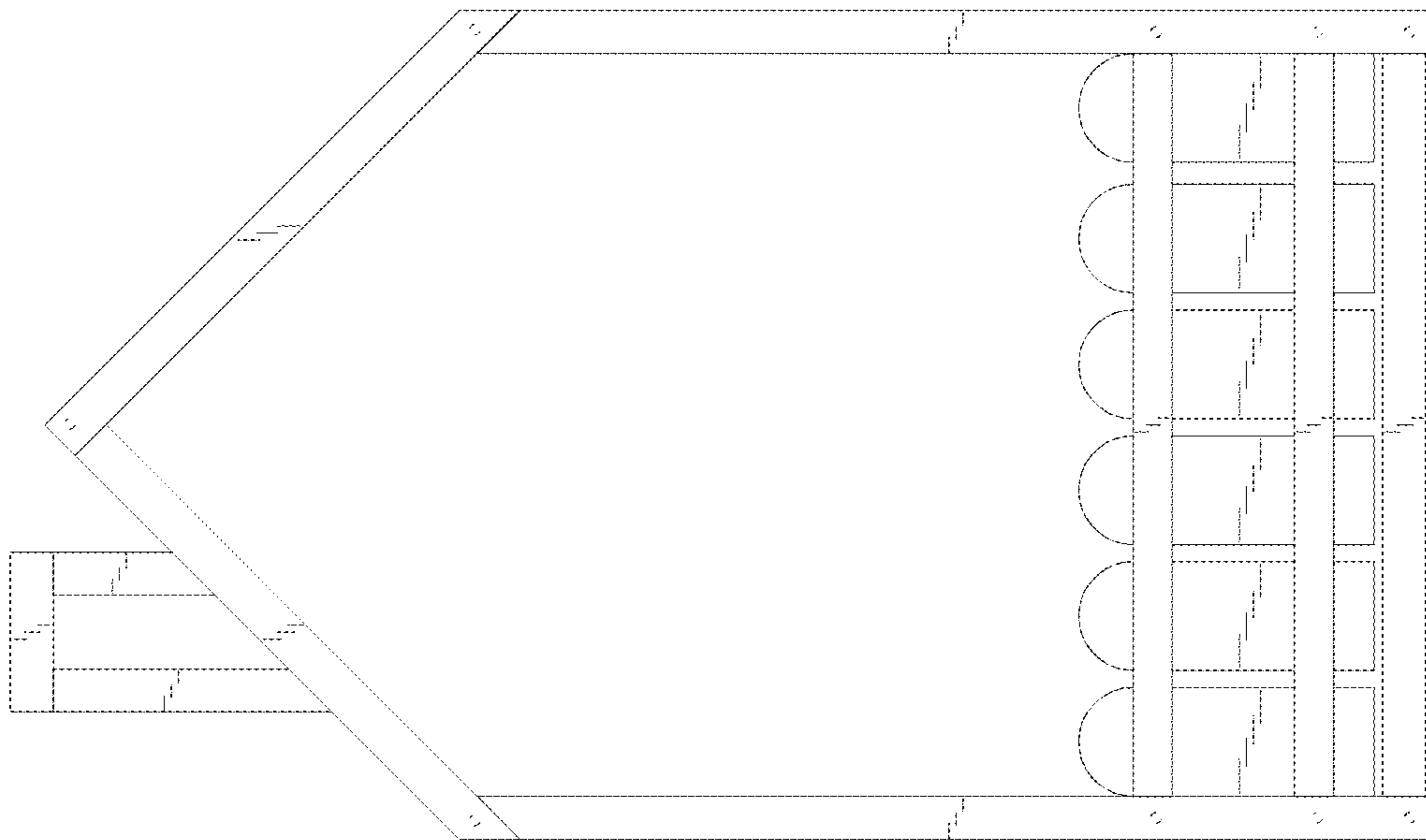


FIG. 5




FIG. 6




FIG. 7